

# TOMAHAWK

Bale Processors

**Teagle**



[www.teaglemachinery.com](http://www.teaglemachinery.com)


# Contents

Benefits	page 1
Tomahawk 7100	page 2
Features	page 3
Tomahawk 8100	page 4
Options	page 5
Tomahawk 8500	page 6
Tomahawk 8555	page 7-8
Dual Chop	page 9
Tomahawk 9500	page 10
Self loading arm	page 11
Tomahawk 1010	page 12
Telehawk	page 13
The Teagle range	page 14
Specifications	page 15-16



## Established engineering excellence

Teagle Machinery Ltd was established over 75 years ago, manufacturing the first Tomahawk bale shredder in 1983.



We remain a family business focussed on meeting the needs of our customers whether just around the corner, or in one of the 35 countries worldwide to which we regularly ship machinery.

From the outset, our machinery has been designed to be simple, robust and easy to use. We still stand by these values, with all our products being tested extensively on farms throughout the world to ensure that they perform reliably day-in day-out, under the toughest conditions.

The company now employs around 140 people, most of whom are based at our 150,000sq<sup>ft</sup> production facility in Cornwall, England.



**Teagle**

we're right behind you





## A model to suit your needs

**Attention to detail** - through our focus on feeding and bedding machinery over the last 30 years, we are able to offer a machine to fulfil your needs.

**Experience** - thousands of farmers benefit daily from our experience in designing and manufacturing machinery that delivers on performance and reliability.



7100



8100



8500



9500



1010



Telehawk

## Why own a Teagle bale processor?

Saving you time and money!

### 1 For Bedding

**Labor saving** - one person can quickly and easily bed livestock.

**Save straw** - users regularly report up to 30% savings. Straw is spread evenly across the entire bedding area. Only spread as much straw as is required in each pen.

**Cleaner and healthier livestock** straw is lightly shredded for improved moisture absorbance. Because straw is not chopped the bed retains its structure to provide hygienic lying areas. Straw is incorporated with the muck more evenly for improved field application.

**Safer bedding** - no need to enter the pen.

**Alternative materials** - corn stalks, soya bean straw and other low value materials can be processed.

### 2 For Feeding

**One machine, two jobs** bed down and feed with all Tomahawk models

**Versatility** - If you can bale a crop, we can shred it! Feed bunker or baled silage\*, hay and root crops.\*

**Improve palatability** - users report increased feed conversion of shredded bale silage.

**Livestock cannot be selective** wastage is reduced.

*\*except Dual Chop*

### 3 For Processing

**Pre-process** straw for mixer wagons using our unique 'Dual Chop' system.

**Improve efficiency** - reduces mixer wagon processing time.

**Effective feed conversion** precision cut straw stimulates digestion.

**Prevent over-processing** of silage in a Total Mixed Ration.

**Process on demand** - no need to stockpile.

### 4 Value for money - Impressive Payback

Existing Teagle Tomahawk owners are fully aware that the product can give an excellent return on investment in a very short time. All factors must be considered including commodity values, tractor operating costs, hourly labor rates and improved livestock welfare, all of which make the Tomahawk a hands down winner.





## Compact Performance

The 7100 offers unrivalled capacity and excellent performance from a mounted machine, without impeding maneuverability and visibility.

### FEEDS

Baled Silage/Hay

### SPREADS

Straw up to 65'

### CAPACITY

102 ft<sup>3</sup>

### DUAL CHOP OPTION

See page 9



### Standard Equipment:

- Electronic in-cab controls
- Swivel chute with 280° rotation
- Single crossbeater
- Adjustable feed slide on swivel chute model
- High pressure hydraulic filter
- Slip and overrun clutch on PTO
- Bed speed indicator
- Remote tailgate switch

### Options:

- Side discharge chute
- Road lighting kit
- Tailgate extension - recommended for full size rectangular bales
- Castor wheels

For option details see page 5    See specifications page 15-16 for bale capacities

# Features




## 1 Wireless control

Slimline control panel uses Bluetooth® wireless technology for straight-forward communication between the operator and the machine.



## 2 Easy loading

Tailgate is flared for easy self-loading and is supported by two hydraulic rams to enable the heaviest of bales to be loaded.



## 3 Heavy duty bed chain

Heavy duty bed chain with slats attached by 'U' bolts for easy maintenance. Grippers welded onto slats ensure positive bale feed.



## 4 Visual feedback

Indicator provides the operator with visual indication of bed chain speed.



## 5 Robust transmission

Chain drive to crossbeater ensures reliable transmission of maximum power.



## 6 Consistent output

The bale restraint design works with the grippers on the slats to give a good tumbling action, ensuring a consistently high discharge rate with all materials.



## 7 Improved delivery

Large diameter fan with eight wide paddles deliver enormous air flow.



## 8 Easy maintenance

If a foreign object causes damage to the paddles they can be unbolted, repaired or replaced without removing the fan or splitting the machine.




## The Market Leader

The most popular bale processor on the market. Our progressive engineering delivers outstanding reliability and performance.



- FEEDS**
- Silage/Baled Hay
- SPREADS**
- Straw up to 65'
- CAPACITY**
- 120 ft<sup>3</sup>
- DUAL CHOP OPTION**
- See page 9



Swivel chute with 280° rotation

- Standard Equipment:**
- Electronic in-cab controls
  - Remote tailgate switch
  - Swivel chute with 280° rotation
  - Single crossbeater
  - Adjustable feed slide on swivel chute model
  - High pressure hydraulic filter
  - Slip and overrun clutch on PTO
  - Bed speed indicator
  - 10.5/15 wheels

- Options:**
- Side discharge chute
  - Road lighting kit
  - Tailgate extension
  - Wide angle PTO

For option details see page 5    See specifications page 15-16 for bale capacities



# Features and Options



## 1 Remote control tailgate & bedchain switch

Load bales without having to return to the tractor cab, ideal when removing netting or wrap (standard on all models).



## 1 Road lighting kit

Essential for highway use, the front and rear markers ensure that you operate safely when travelling on the road. (standard on 8500, 8555, 9500 and 1010).



## 2 Greedy Boards

Increase capacity for loose materials (standard on 8500 and 8555 models).



## 2 Tailgate Extension

Increase capacity and ease of loading, attaches easily to a standard tailgate (not required on the 1010).



## 3 Dust Suppression kit

Fitted with 5 nozzles mounted on the discharge chute, a high pressure water mist is sprayed on exit from the machine, reducing the levels of airborne dust.



## 3 Hose Adaptor

Flexibility with accuracy when using the Hose adaptor and extended spout to bed calf hutches. (Hose not included)

## Chute options



## 1 Side chute

Deliver only to the right hand side, with slightly greater blow distance than the swivel chute. Discharge height is lower for easier access to buildings. Chute can be raised or lowered as required.



## 2 Swivel chute

For flexibility of delivery, the chute rotates 280° allowing material to be directed to where it is needed. An adjustable feed slide is fitted for accurate placement of feed materials.



## 3 Swivel chute extension

To deliver material behind the Tomahawk 9500 and 1010 the optional swivel chute extension is required.



## The Professionals' Choice

A wider body for greater capacity and easier loading of 5ft wide bales. Industrial grade durability is provided by a wear resistant steel plate in the fan housing. Suitable for corn stalks.



**CHIEF**

Teagle

TOMAHAWK  
8500

### FEEDS

Silage/Baled Hay

### SPREADS

Straw/Corn stalks  
up to 80'

### CAPACITY

155 ft<sup>3</sup>

### DUAL CHOP OPTION

See page 8



#### Standard Equipment:

- Electronic in-cab controls
- Swivel chute with 280° rotation
- Road lighting kit
- Adjustable feed slide on swivel chute model
- Remote tailgate switch
- High pressure hydraulic filter
- Slip and overrun clutch on PTO
- Bed speed indicator
- 12.5/15 wheels and fender kit

#### Options:

- Side discharge chute
- Tailgate extension
- Wide angle PTO
- Self loading tailgate (see page 11)

For option details see page 5    See specifications page 15-16 for bale capacities

# Chop short/spread long...

## ...at the touch of a button



### 3 OPERATING MODES

- 1 Short Chop**  
knives and screen
- 2 Shred**  
knives and bypass frame
- 3 Distribute**  
no knives and bypass frame



## The Ultimate Bale Processor

### CHOP STRAW SHORT\*



- POULTRY & CUBICLE BEDDING
- TMR PRE-PROCESSING

### SPREAD LONG STRAW



- LOOSE HOUSING
- LANDSCAPING/MULCHING

### CHOP HAY SHORT\*



- TMR PRE-PROCESSING
- BARRIER FEEDING

### DISTRIBUTE CLAMP/BALED SILAGE



- TMR PRE-PROCESSING
- BARRIER FEEDING



### Save time and fuel

Time and fuel can be saved by processing straw prior to it being added to the ration in a diet feeder. 66,000 chops per minute offers fast and consistent performance.



### No over processing

Pre-process straw so that the diet feeder does not need to mix for as long, thereby reducing the problem of over processing the silage in the ration.



### Short chop length

Chopping down to an average of 2", with clean cut ends, means you can achieve the ideal material for feeding to create effective rumen stimulation and increased milk yields.



## Our latest development

The Tomahawk 8555 can process straw and clamp baled silage. The screen which is usually fitted to ensure a consistently short chop length, is now removable through the side of the machine.

# CHIEF



(Optional bypass frame and storage rack shown)

### FEEDS

Silage/Baled Hay

### SPREADS

Straw/Corn stalks  
up to 72'

### CAPACITY

155 ft<sup>3</sup>



#### Automatic chain lubrication system

The new 8555 incorporates an electronically controlled, automatic lubrication system for the crossbeater drive chain.



#### Convenient operation

The blanking frame, required to feed silage, can be conveniently stored under the machine in an optional stowage rack.

#### Standard Equipment:

- Electronic in-cab controls
- Swivel chute with 280° rotation
- Road lighting kit
- Adjustable feed slide on swivel chute model
- Remote tailgate switch
- High pressure hydraulic filter
- Slip and overrun clutch on PTO
- Bed speed indicator
- 12.5/15 wheels and fender kit

#### Options:

- Tailgate extension
- Wide angle PTO
- Self loading arm (see page 11)
- Extra screen
- Blanking Frame
- Screen Storage Rack

For option details see page 5 See specifications page 15-16 for bale capacities

# Dual Chop

## Chop short/spread long at the touch of a button

The 'Dual Chop' system incorporates a set of retractable blades that can be repositioned at the touch of a button, changing straw output from short chop (around 1½") to no chop, and back again when desired in a matter of seconds.



'Dual Chop' mechanism in short chop position

- 1 Crossbeater**  
Straw is teased from the bale by hooks positioned on the crossbeater.
- 2 Blades**  
When the blades are lowered, straw is chopped using a scissor action.
- 3 Screen**  
The straw then passes over a screen located behind the knife cassette. If the straw is too long it is recirculated through the blades by the crossbeater.
- 4 Blanking plate**  
When the blades and blanking plate, shown in green, are raised straw passes above the screen and is discharged, without being chopped.
- 5 Fan chamber**  
Straw that passes through or over the screen is drawn directly into the fan chamber for discharge.

7150

### Ultimate Versatility

Ideally suited to reversing in cubicle sheds the 7150 Dual Chop offers the ultimate in maneuverability.



8150

### Rugged Performance

The 8150 Trailed Dual Chop is able to process straw for adding to TMR Mixer. Push button controls allow different material lengths to be processed cubicle bedding.



The unique 'Dual Chop' system is available in swivel chute versions:  
7150 mounted (above left), 8150 trailed (above right)



## Our latest 'wide body' design

- Greater capacity, easier loading
- Increased output and delivery
- Compact and manoeuvrable
- Hardened Steel fan housing



**SPREADS**  
Bunk/Chopped Silage

**SPREADS**  
Straw up to 72'

**CAPACITY**  
276 ft<sup>3</sup>



Weigh system

### Standard Equipment:

- Electronic in-cab controls
- Swivel chute with 280° rotation
- High pressure hydraulic filter
- Twin crossbeaters
- Adjustable feed slide on swivel chute model
- Remote tailgate switch
- Slip and overrun clutch on PTO
- Road lighting kit
- Bed speed indicator
- 305/55 R22 wheels and fenders

### Options:

- Side discharge chute
- Wide angle PTO
- Tailgate extension (24")
- Greedy boards
- Braked axle
- Swivel chute extension (see page 5)
- Self loading arm (see page 11)
- Weigh cells

For option details see page 5    See specifications page 15-16 for bale capacities

# Self Loading Arm

## More productivity, less driver fatigue

Quick and easy loading with the Self Loading Arm. Simply replaces the standard tailgate and eliminates the need for a secondary loading vehicle.

### Suitable for Tomahawks 8500, 8555, 9500, 1010



## Standard Features

- Eliminates the need for a secondary loading vehicle.
- Simply replaces the standard tailgate.
- Pivoting lift arm for offset loading to account for bale stacking arrangement.
- Adjustable Tine for loading all sizes of round bale.
- Hydraulic check valve on pivoting lifting arm ram.



Scan to watch the Self Loading Tailgate in action.



## Massive capacity and output

The 1010 holds up to 4 rectangular or round bales.

Wear resistant steel plate in the fan housing - suitable for corn stalks. Track your input costs with the weigh cell option.

### FEEDS

Bunk Silage/  
Baled Hay

### SPREADS

Straw/Corn stalks  
up to 80'

### CAPACITY

352 ft<sup>3</sup>



### Standard Equipment:

- Electronic in-cab controls
- Swivel chute with 280° rotation
- Twin crossbeaters
- Adjustable feed slide on swivel chute model
- Remote tailgate switch
- High pressure hydraulic filter
- Slip and overrun clutch on PTO
- Bed speed indicator
- 385/55 R22.5 wheels & fenders

### Options:

- Side discharge chute
- Wide angle PTO
- Weigh cells
- Chute swivel extension (see page 5)
- Self loading arm (see page 11)

For option details see page 5 See specifications page 15-16 for bale capacities

# Telehawk T2

## Delivers flexible spreading

No tractor required! The Telehawk encompasses all the benefits of its market leading Tomahawk models and is for use with a Telehandler.

### SPREADS

Straw up to 44'

### BALE CAPACITY

1 x round/1 x rect.



Front mounted for optimum visibility of the bedding operation.

Length (loading gate up)	8'10"
Length (loading gate down)	13'2"
Width	5'6"
Height	8'3"
Weight (without brackets)	3200 lbs.
Blow Distance	up to 44'
Bale Capacity	1 x round / 1 x rect.
Max. Bale Size (round)	5' dia.
Max. Bale Size (rect.)	4 x 4 x 8ft

### Minimum Handler requirements

Lift Capacity (min)	6200 lbs
Oil Flow (min)	15 usgallon*
Oil Flow (max)	31 usgallon*
Oil Pressure (min)	2320 psi
Oil Pressure (max)	3915psi @ 176 °F**



Scan to watch the Telehawk in action.

 **Bluetooth®**



\* Oil flow at headstock

\*\* The hydraulic system requires a single acting valve with an unrestricted return. Maximum return line pressure: 290psi.



## Other machines in the Teagle Range



### Drum Tomahawk

Four different chopping systems, diameters and lengths of drums make this range suitable for almost any application.



### Drum 404M/505M

Different screens are available for chopping dry material to a consistent chop length, from 3/8" to 5".



### Titan rear discharge muck spreaders

From 170 to 397 bushel capacity with a fine and even spread pattern. Outstanding strength and quality as standard.



### Super-ted

High speed swath conditioners to promote faster drying. Ideal for recovery of rain damaged crops – your wet weather insurance.



### Spiromix

Deep spirals inside the drum ensure a quick and thorough mix. Easy to load through the wide mouth and is reversed to self-unload.



### Tomahawk C12

A High Capacity Mill for processing dry materials such as straw and miscanthus to a consistently short length for Bedding, Feeding and Biofuel Applications. Calibrate material length from 3/8 - 4"



## Intelligent design

Teagle use state of the art software throughout the design process to ensure that strength is in-built where it is needed most.



## Customer service

For outstanding back-up we have an extensive dealer network, supported by our experienced sales team.



## Quality built & backed

To keep your Tomahawk running, Teagle distributors carry a comprehensive stock of genuine spare parts.

# Specifications



7100



8100/8500

	7100	7100 SC	7150 SC	8100	8100 SC
<b>Specification</b>					
Chute	Side	Swivel	Swivel	Side	Swivel
Dual Chop	No	No	Yes	No	No
Silage	Yes	Yes	No	Yes	Yes
Straw	Yes	Yes	Yes	Yes	Yes
Corn stalks	Yes	Yes	Yes	Yes	Yes
<b>Capacity</b>					
Crossbeaters	1	1	1	1	1
Capacity (ft <sup>3</sup> )	102	102	102	120	120
No. of 5' round bales	Straw x 2† / Silage x 1			2	2
No. of 8' rectangular bales (4'x3' / 4'x4')	1/1	1/1	1/1	1/1	1/1
Bale chamber (tailgate down) W x H x L	4'7" x 4'1" x 8'2"			5'1" x 4'1" x 9'9"	
Blow distance (max.)	72'	65'	65'	72'	65'
Min. tractor PTO HP	90HP			60 HP	60HP
<b>Dimensions</b>					
Overall width (chute closed)	7'3"	6'1"	6'6"	7'5"	6'11"
Overall length (tailgate up)	8'8"			13'7"	13'7"
Overall length (tailgate down)	12'6"			17'8"	17'8"
Overall height (chute closed)	6'11"*	7'6"*	7'6"*	7'11"	8'6"
Unladen weight (mounted)	3703 lbs	3703 lbs	4012 lbs	4145 lbs	4321 lbs
Tire size	N/A	N/A	N/A	10.00/75-15.3	
Oil flow rate (min/max) US gallons/min	9.3 - 15.9	9.3 - 15.9	9.3 - 15.9	9.3 - 15.9	9.3 - 15.9

**Key:**

† With tailgate extension.

\* Dimensions with machine resting on the ground.

\*\*Not suitable for round bale silage, unless chopped.



# Specifications



9500



1010

8150 SC	8500	8500 SC	8555 SC	9500	9500 SC	1010	1010 SC
Swivel	Side	Swivel	Swivel	Side	Swivel	Side	Swivel
Yes	No	No	Yes	No	No	No	No
No	Yes	Yes	Yes	Yes**	Yes**	Yes**	Yes**
Yes	Yes	Yes	Yes	Yes	Yes	Yes	Yes
Yes	Yes	Yes	Yes	Yes	Yes	Yes	Yes
1	1	1	1	2	2	2	2
120	155	155	155	276	276	352	352
2	2	2	2	2	2	3	3
1/1	1/1	1/1	1/1	2	2	4/2	4/2
	5'7" x 4'1" x 9'9"			5'7" x 5'2" x 13'1"		5'7" x 5'2" x 18'8"	
65'	80'	72'	72'	80'	72'	80'	72'
60 HP	80 HP	80 HP	80 HP	80 HP	80 HP	80 HP	80 HP
6'11"	8'	7'1"	7'1"	8'2"	7'3"	7'11"	7'11"
13'7"	13'7"	13'7"	13'7"	17'	17'	20'3"	20'3"
17'8"	17'8"	17'8"	17'8"	20'9"	20'9"	26'1"	26'1"
8'6"	8'6"	9'1"	9'1"	9'6"	9'6"	9'7"	9'7"
4780 lbs	4585 lbs	4585 lbs	5401 lbs	6790 lbs	6967 lbs	7738 lbs	7915 lbs
	12.5/75-15.3			305/55 R22		385/55 R22.5	
9.3 - 15.9	9.3 - 15.9	9.3 - 15.9	9.3 - 15.9	9.3 - 15.9	9.3 - 15.9	9.3 - 15.9	9.3 - 15.9

The company's policy is one of continuous improvement and development, therefore specifications are subject to change without prior notice.

# Teagle

With over 30 years experience designing, manufacturing and supporting The Tomahawk range of Bale Processors, Teagle has established a reputation for performance and reliability, offering feeding and bedding solutions for all applications.

**Call our Sales Desk:  
Toll Free 855 383 2453**

**North America Sales Manager**

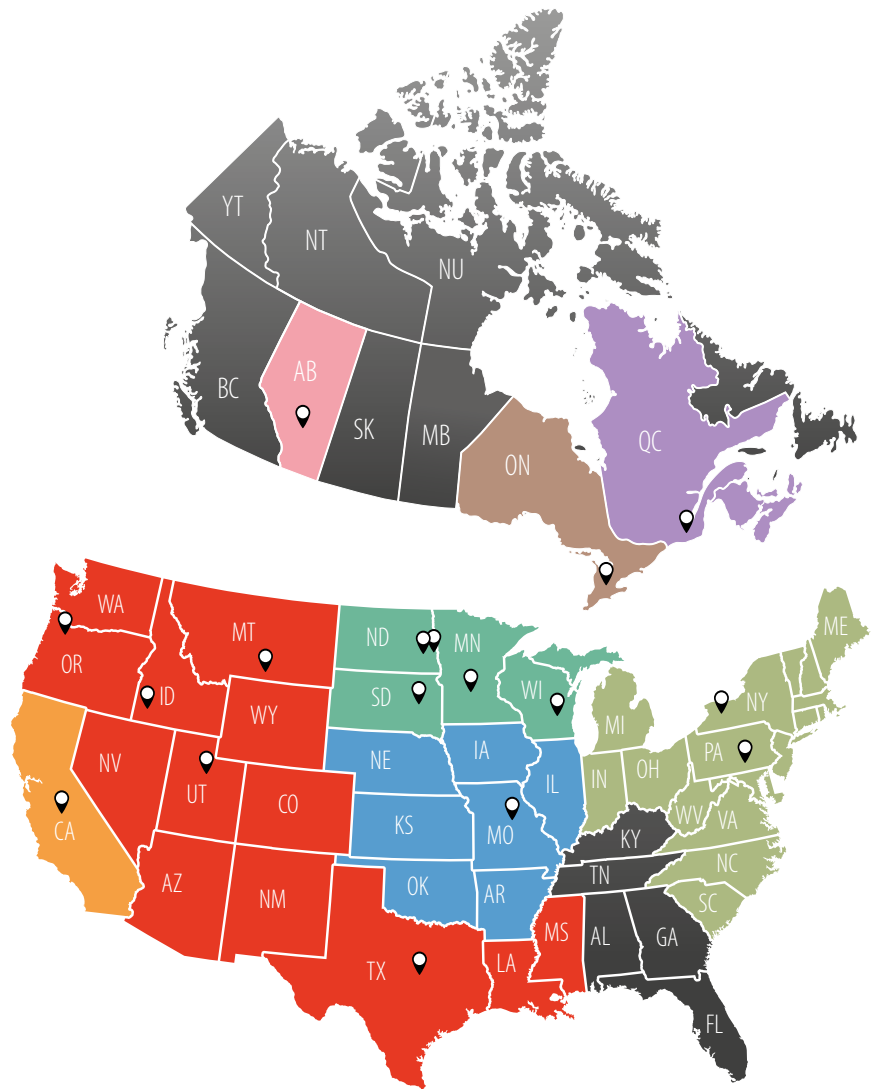
Andy Robson 252 292 0911

Toll Free: 1-855-383-2453

1-855-3TEAGLE

salesna@teagle.co.uk

www.teaglemachinery.com



**KEY:** Distributor Locations CUMMINGS & BRICKER EDNEY GENERAL IMPLEMENT DISTRIBUTORS HARCO  
 LAIRD MANUFACTURING MTI CANADA SHOW ME SHORTLINE TRAM SALES



Teagle Machinery Ltd, Blackwater, Truro, Cornwall, TR4 8HQ

tel: +44 01872 560592 email: sales@teagle.co.uk web: www.teaglemachinery.com



TOM08B0BA US