



# AGRICULTURAL PRODUCTS

## 2018 - 2019



LOGISTIC



STORAGE



FEEDING

[GRPANDERSON.COM](http://GRPANDERSON.COM)

**FIND THE RIGHT  
PRODUCT FOR YOU...  
WITH ANDERSON!**



# TABLE OF CONTENTS

## INLINE BALE WRAPPERS

POWERED by  
**HONDA**

WHAT SETS US APART	6
NWS660	8
IFX720 XTRACTOR™	10
HYBRID X XTRACTOR™	12
EVOLUTION XTRACTOR™	14

## SINGLE BALE WRAPPERS

WHAT SETS US APART	18
RB200	20
RB400	21
RB500	22
RB580	24
RB600	23
680HS	25
800HS	27

## ACCESSORIES

BALE GRABBERS	29
---------------	----

## SELF-LOADING BALE CARRIER

WHAT SETS US APART	32
TSR3450 SQUARE BALE SELF-LOADING CARRIER	34
STACKPRO7200 AND 5400 SQUARE BALE SELF-LOADING CARRIER AND STACKER	38
TRB1000 ROUND BALE SELF-LOADING CARRIER	42
RBM1400 ROUND BALE SELF-LOADING CARRIER	44
RBM2000 ROUND BALE SELF-LOADING CARRIER	46
RBMPRO 2000 WRAPPED ROUND BALE SELF-LOADING CARRIER	56

## WRAPTOR™ ALL-IN-ONE SYSTEM

WHAT SETS US APART	62
WRAPTOR™	64

## BALE PROCESSORS

WHAT SETS US APART	68
PRO-CHOP 150	70

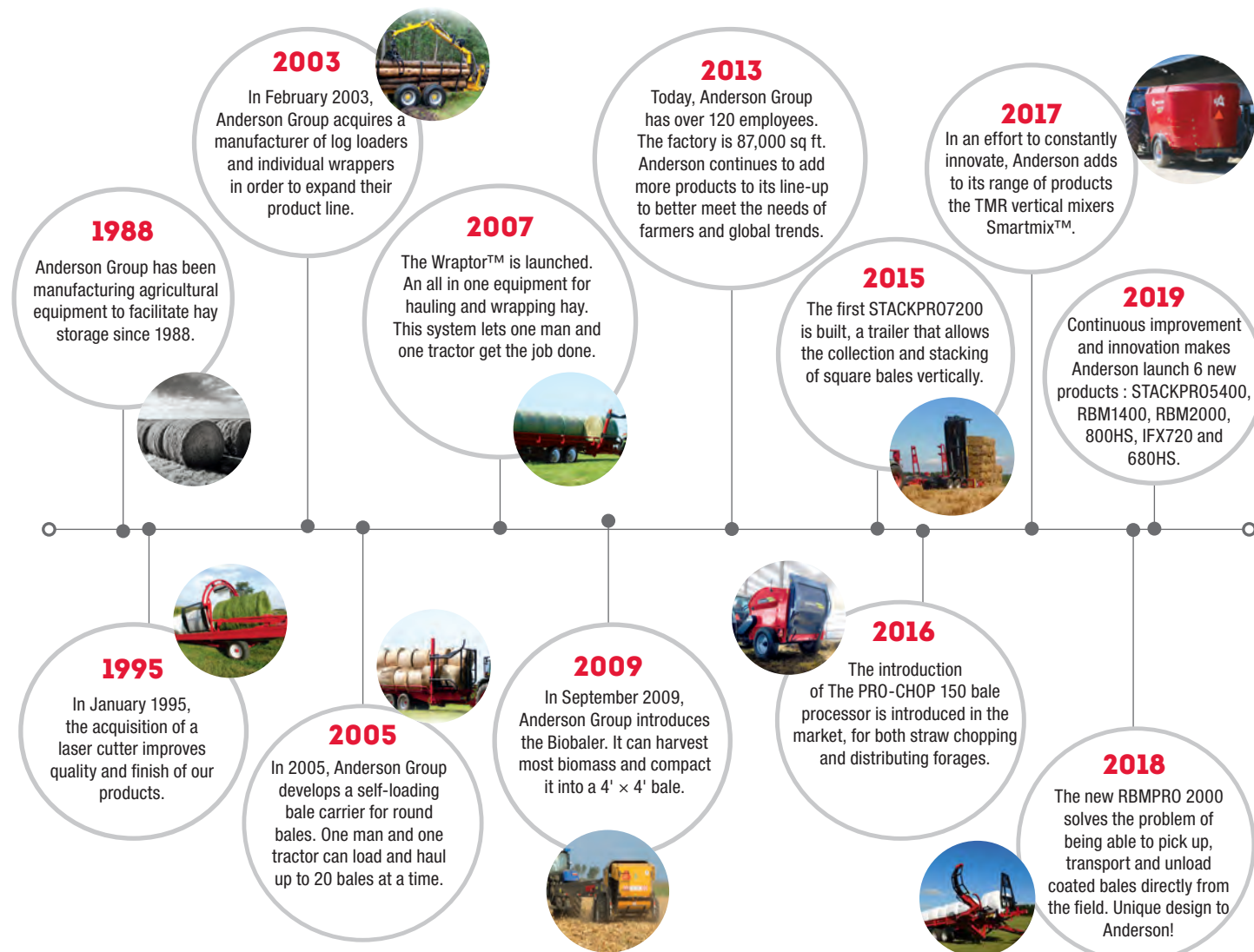
## SMARTMIX™ VERTICAL TMR MIXER

WHAT SETS US APART	74
A280 SINGLE AUGER VERTICAL TMR MIXER	78
A380 SINGLE AUGER VERTICAL TMR MIXER	80
A520 TWIN AUGER VERTICAL TMR MIXER	82
A700 TWIN AUGER VERTICAL TMR MIXER	84
A950 TRIPLE AUGER VERTICAL TMR MIXER	86
A1230 TRIPLE AUGER VERTICAL TMR MIXER	88
M600 TWIN AUGER SELF-PROPELLED TMR MIXER	90
M800 TWIN AUGER SELF-PROPELLED TMR MIXER	92

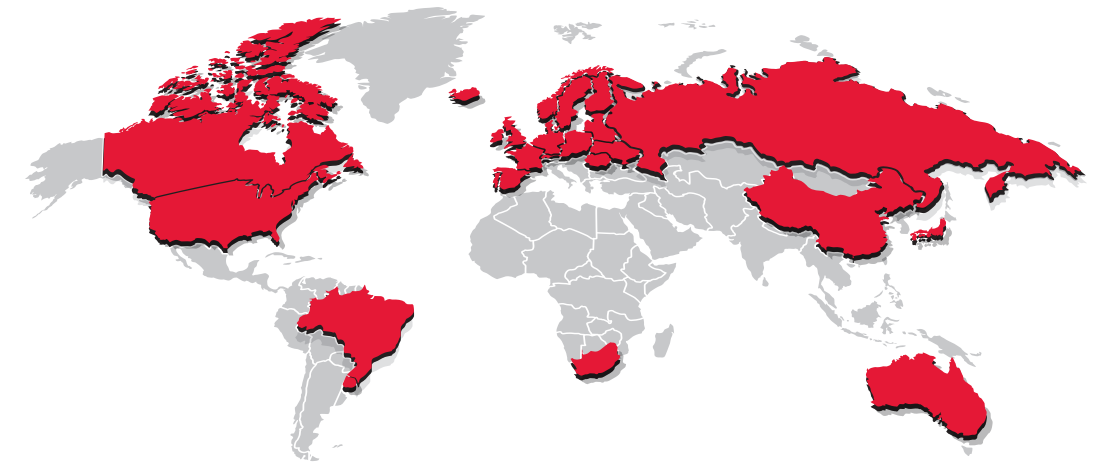
## TECHNICAL SPECIFICATIONS

SMARTMIX™ (VERTICAL TMR MIXER)	94
BALE PROCESSOR	99
SELF-LOADING BALE CARRIER	100
BALE LOADING CAPACITY AND SPEED	101
INLINE WRAPPERS	102
INDIVIDUAL WRAPPERS	103
WRAPTOR™, TRAILER AND INLINE WRAPPER	104

# INNOVATION AT THE CORE OF OUR BUSINESS



## ANDERSON WORLDWIDE



**ONLY ANDERSON OFFERS YOU BETTER-THOUGHT-OUT AGRICULTURAL SOLUTIONS TO DO MORE AND MORE EASILY.**

### COMPLETE SOLUTIONS FOR SMARTER FARMS:



**STILL THE BEST  
YOU CAN GET**



**INLINE WRAPPERS**

POWERED by  
**HONDA**

# WHAT SETS US APART INLINE WRAPPERS

## INLINE WRAPPER

### XTRACTOR™: UNIQUE TO ANDERSON

XTRACTOR™, a patented and exclusive Anderson system, allows a quick and easy extraction of the last bale in less than a minute. A simple lever allows you to do everything. Only one step is needed to push the last bale. Anderson is the only manufacturer to offer you a fully automatic, effortless last bale pushing system.



CAN PATENT No. 2.722.307 U.S. Patent No. 9.374.946

### MECHANICAL AND HYDRAULIC SYSTEM

The Anderson inline wrappers are reliable, easy to use and easy to adjust. They are also more reliable than systems that use electronics. Good weather or bad weather, they will never let you down. Highest reliability on the market.

### LEVELING SYSTEM

With a hydraulic jack or hydraulic lift axle, they provide greater stability on soft or sloping terrain. Lifting the machine to the desired height is effortless, while moving through the field or even when connecting to a truck.

### AUTOGUIDING

The autopilot is an optical sensor that allows the machine to automatically guide itself to the adjacent row, for optimization of the storage area. It gives you straight rows, with the same spacing between them.



### FUEL TANK

The large capacity gas tank (25L, 6.6 gal) ensures you greater autonomy and fewer stops to refuel when you work and minutes count.



6

### THE REMOTE

The remote control allows you to steer the wrapper and start or stop the engine at the push of a button without leaving the tractor seat. It also makes it possible to control the wrapping process. The Anderson Inline wrappers are all manufactured standard self-propelled. No additional steps are required. When it comes time to move the machine, takes a few seconds and you are gone! Very easy to tow.

### V-SHAPED OR FLAT DECK

With the Hybrid X, easily move from round to square bales by simply lifting a lever so that the V-shaped platform becomes flat. The quick-change system and the adjustable bale-guide rollers make it possible to go from round to square bales and even to wrapping double stacked bales in 2 minutes.



### DAY AND EVENING

Work lights also offer increased visibility when wrapping early in the morning or late at night.

### MORE COMPACT BALES

The hydraulically adjustable compacting system is the most important feature of an inline wrapper, enabling the operator to put the right amount of brake pressure on the machine in order to achieve perfect bale compaction in all terrain conditions. For the wrapping of 2 stacked bales, it is suggested to wrap dry hay instead of silage for a better conservation of the nutritional value.

### KEEP NUTRIENTS IN!

Aluminum stretchers provide compact and waterproof bales by eliminating oxygen and increasing the quality of feed for greater nutritional value. Enhanced wrapping speed is achieved with 4 aluminum stretchers, allowing you to replace your plastic rolls less often. Increase the amount of film applied to the bales for a better seal in less time. Anderson is the only manufacturer able to offer a system of 4 independent stretchers installed at the factory ensuring better seal and better overlap of plastic layers. This will also help prevent puncture when it comes time to protect the corners of square bales.



### PLASTIC FILM WATCH

The plastic detector automatically stops the wrapping when the plastic runs out or tears, preventing the cycle from continuing without plastic and damaging the already started tube.

### FLEX HOOP TECHNOLOGY

The HYBRID X XTRACTOR™ inline wrapper is designed with advanced Flex Hoop technology that allows you to wrap round or square bales with the same machine. The exclusive feature of the Flex Hoop technology ensures that the corners are wrapped precisely for square bales. All our models feature a large hoop allowing you to wrap 6-foot bales. The bale pusher is faster than ever with its improved integrated cylinders.

COMBOS	NATURAL BORN LEADER COMBO	FARM KING COMBO	CUSTOM OPERATOR COMBO	CUSTOM OPERATOR PLUS + COMBO
Plastic film watch	•	•	•	•
Working light	•	•	•	•
Remote stop and start	•	•	•	•
Remote steering		•	•	•
Large fuel tank (25 L 6.6 Gal.)		•	•	•
Electronic bale counter			•	•
Automatic pilot			•	•
2 extra stretchers (available only for IFX660, standard on HYBRID X)				•
20 HP engine (only available on HYBRID X)				•

7



POWERED by HONDA

INLINE BALE WRAPPER FOR ROUND BALES

# NWS660

Whether you are looking to wrap 50 or 5000 bales, this model has the features to handle wrapping round bales up to 6' in diameter. No compromises have been made in manufacturing the NWS660 providing you the same quality wrapping speed and high-volume capacity of up to 180 bales per hour, as all other inline wrapper models at an economical price point.



Model shown : Farm King Combo

## FEATURES & OPTIONS

1. Remote control for starting, and stopping the unit remotely without leaving the tractor.
2. Work lights.
3. Large fuel tank (25 L - 6,6 GAL.) Wrap 5 times more bales than with regular tank with less down time.
4. Film watch sensor automatically shuts down the wrapping cycle when the machine runs out of film or film breaks.
5. Bale guide rollers keep each bale centered on the roller bed when wrapping on a slope.
6. V-Shaped roller bed for round bales.
7. Hydraulic jack leveling system prevents the first bales from tumbling down and keeps them together for an easy row start.
8. Larger hoop to wrap 6' bales.
9. The Honda engine offers high power, exceptional adaptability, quiet operation and fuel efficiency.



\* Details and technical specifications see page 102



	INLINE WRAPPER	NWS660
CAPACITY	Round bale diameter	Up to 6' (1.8 m)**
	Round bale length	Up to 5' (1.5 m)
	Square bale	N/A
	Wrapping speed	Up to 180 bales/h*
	Final bale push off system	Manually
	Aluminum stretcher	2 x 30" (750 mm)
	Leveling system	Hydraulic jack
SPECIFICATIONS	Traction tires	29 x 12,5-15
	Rear tires	11 L-15
	Bed shape	V shaped for round bales
	Bale guide rollers	Standard
	Mechanical and automatic wrapping system	Standard
Adjustable hydraulic compaction system	Hydraulic	

\* Speed based on wrapping 4' bales.  
\*\* Based on perfectly shaped 6' bales.

INLINE BALE WRAPPER FOR ROUND BALES  
**IFX720 XTRACTOR**

The IFX660 XTRACTOR™ model offers the versatility and power which will help you reach another level of performance. The features of the IFX720 include: larger hoop capabilities for wrapping 6' round bales, NEW hydraulic front axle with designed for high density round bales, faster than ever pusher allowing you to wrap more bales per minute. Increased speed and performance for high quality feed and to protect nutrient value of your silage bales.



Model shown : CUSTOM OPERATOR COMBO



\* Details and technical specifications see page 102

**FEATURES & OPTIONS**

1. XTRACTOR™ final bale push off system with a simple pull of a lever.
2. **NEW: Hydraulic lifting axles allow to overcome obstacles when moving the machine.**
3. Film watch sensor automatically shuts down the wrapping cycle when the machine runs out of film or film breaks.
4. 4 stretchers.
5. Autopilot the automatic pilot system allows the wrapper to precisely steer itself by following the adjacent bale row, maximizing the space needed to store your bales.
6. Remote control for starting, steering, and stopping the unit remotely without leaving the tractor.
7. Work lights.
8. Large fuel tank (25 L, 6.6 GAL.) wrap 5 times more bales than with regular tank with less down time.
9. Bale guide rollers keep each bale centered on the roller bed when wrapping on a slope.
10. The Honda engine offers high power, exceptional adaptability, quiet operation and fuel efficiency.



	INLINE WRAPPER	IFX660
<b>CAPACITY</b>	Round bale diameter	Up to 6' (1.8 m)**
	Round bale length	Up to 5' (1.5 m)
	Square bale	N/A
	Wrapping speed	Up to 180 bales/h*
	Final bale push off system	XTRACTOR™ patented unique system
	Aluminum stretcher	2 x 30" (750 mm) or 4 x 30" (optional)
	Leveling system	Hydraulic lifting axle
<b>SPECIFICATIONS</b>	Traction tires	29 x 12.5-15
	Rear tires	11 L-15
	Bed shape	V shaped for round bales
	Bale guide rollers	Standard
	Mechanical and automatic wrapping system	Standard
Adjustable hydraulic compaction system	Hydraulic	

\* Speed based on wrapping 4' bales.  
 \*\* Based on perfectly shaped 6' bales.



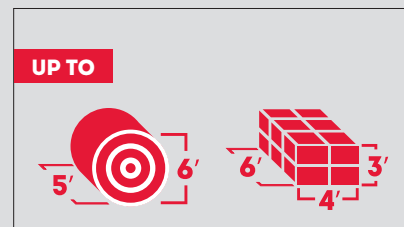
INLINE BALE WRAPPER FOR ROUND & SQUARE BALES

# HYBRID X XTRACTOR

Make sure all your hard work does not go to waste, wrap silage bales with the HYBRID X XTRACTOR™ for round and square bales. Combining the features of both a round and square bale wrapper, this model delivers dramatically higher efficiency ensuring perfectly wrapped bales every time. Its versatility makes it ideal for custom operators.



Model shown : Custom Operator



\* Details and technical specifications see page 102



## FEATURES & OPTIONS

1. XTRACTOR™ final bale push off system with a simple pull of a lever
2. 4 stretchers.
3. Easily switch from round to square bales by simply lifting a lever to go from a v-strapped bed to a flat bed.
4. Autopilot the automatic pilot system allows the wrapper to precisely steer itself by following the adjacent bale row, maximizing the space needed to store your bales.
5. Remote control for starting, steering, and stopping the unit remotely without leaving the tractor.
6. Large fuel tank (25 L, 6.6 GAL.) wrap 5 times more bales than with regular tank with less down time.
7. Film watch sensor automatically shuts down the wrapping cycle when the machine runs out of film or film breaks.
8. Bale guide rollers keep each bale centered on the roller bed when wrapping on a slope.
9. Hydraulic lifting axles allow to overcome obstacles when moving the machine.
10. 20 HP engine.

POWERED by  
**HONDA**

### INLINE WRAPPER

### HYBRID X

	INLINE WRAPPER	HYBRID X
<b>CAPACITY</b>	Round bale diameter	Up to 6' (1.8 m)**
	Round bale length	Up to 5' (1.5 m)
	Square bale	3' x 3' (80 x 90 cm) or 4' x 3' (90 x 120 cm) up to 6' (1.8 m)
	Wrapping speed	Up to 180 bales/h*
	Final bale push off system	XTRACTOR™ patented unique system
	Aluminum stretcher	4 x 30" (750 mm)
	Leveling system	Hydraulic lifting axle
<b>SPECIFICATIONS</b>	Traction tires	29 x 12.5-15
	Rear tires	11 L-15
	Bed shape	Ajustable V shaped for round bales or flat for square bales
	Bale guide rollers	Standard
	Mechanical and automatic wrapping system	Standard
Adjustable hydraulic compaction system	Hydraulic	

\* Speed based on wrapping 4' bales.  
\*\* Based on perfectly shaped 6' bales.

INLINE BALE WRAPPER FOR ROUND & SQUARE BALES

# EVOLUTION XTRACTOR

The Evolution XTRACTOR™ has the capacity to meet the highest demand in wrapping. The maximized size of the rigid hoop and the enhanced flat shaped roller bed performs consistently with every type of bales. With the best manufacturing process, Anderson ensures the highest quality for long-lasting products.

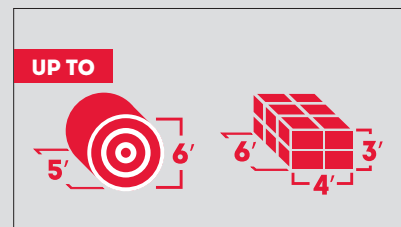


Model shown : Evolution 1



## FEATURES & OPTIONS

1. XTRACTOR™ final bale push off system with a simple pull of a lever
2. Film watch sensor automatically shuts down the wrapping cycle when the machine runs out of film or film breaks.
3. Remote control for starting, steering, and stopping the unit remotely without leaving the tractor.
4. 20 HP engine.
5. Autopilot the automatic pilot system allows the wrapper to precisely steer itself by following the adjacent bale row, maximizing the space needed to store your bales.
6. 4 stretchers.



\* Details and technical specifications see page 102

### INLINE WRAPPER

### EVOLUTION

	INLINE WRAPPER	EVOLUTION
<b>CAPACITY</b>	Round bale diameter	Up to 6' (1.8 m)**
	Round bale length	Up to 5' (1.5 m)
	Square bale	3' x 3' (80 x 90 cm) or 4' x 3' (90 x 120 cm) up to 6' (1.8 m) (wrap double stacked or single bale)
	Wrapping speed	Up to 120 bales/h*
	Final bale push off system	XTRACTOR™ patented unique system
	Aluminum stretcher	4 x 30" (750 mm)
	Leveling system	Hydraulic jack
<b>SPECIFICATIONS</b>	Traction tires	31 x 15,5-15
	Rear tires	12,5 L-15
	Bed shape	Flat for square bales
	Bale guide rollers	Standard
	Mechanical and automatic wrapping system	Standard
Adjustable hydraulic compaction system	Hydraulic	

\* Speed based on wrapping 4' bales.  
\*\* Based on perfectly shaped 6' bales.

**A SIMPLE WAY TO  
GET PEACE OF MIND**



**SINGLE BALE WRAPPERS**

POWERED by  
**HONDA**

# WHAT SETS US APART SINGLE BALE WRAPPERS

## SINGLE BALE WRAPPERS

### OPTIMIZED WRAPPING

#### WRAP EFFORTLESSLY

We offer models that are fully automated and remotely controlled. No need to come down from the tractor to select or change the configuration, changes can be made with the remote directly from the tractor cab. It is thus possible to start the wrapping cycle, to pause it and to reactivate it at any time. It is also possible to start or stop the engine remotely, to select the number of rotations, ie the number of layers of plastic, to choose the rotation speed of the table, the number of wrapped bales per day and the total number of bales.



#### MORE OPTIONS

Possibility of adding a 1 position or 3 positions bale dumper. When you are wrapping on an incline terrain, the 3-position bale receiver allows you to unload the bale to the right, left or back, and let it roll gently to the ground. Also available on some models, the front and rear stabilizers provide perfect stationary wrapping on any surface.

The RB200 unloading system (3-point hitching machine) differs from the competition in the stability of its table. While other products will tend to twist and turn when unloading, the Anderson RB200 keeps the table hydraulically in a stable position for the bale to be unloaded in a straight line.



#### THE MOST EQUIPPED IN THE INDUSTRY

- Possibility to have a Honda 13 HP 18 amp engine offering greater freedom of operation.
- Bale guide rollers and seamless belts keep the bales centered on the machine, even when wrapping on slopes or rough terrain.
- Electronic bale counter allows you to select the number of turns and inform you when this number is reached. It also tracks the number of wrapped bales per day and per year.
- High-quality 30-inch aluminum stretchers increase the wrapping speed with the second stretcher by 40% (available on some models).
- We offer mechanical or hydraulic plastic cutting systems (depending on the model) that allows the operator to remain on the tractor to perform the maneuver.



POWERED by  
**HONDA**™



#### SQUARE BALES

Number of revolutions the table needs to perform depending on the number of plastic layers you wish to apply

BALE DIMENSION			4 LAYERS (1 STRETCHER/ 2 STRETCHERS)	6 LAYERS (1 STRETCHER/ 2 STRETCHERS)	8 LAYERS (1 STRETCHER/ 2 STRETCHERS)	10 LAYERS (1 STRETCHER/ 2 STRETCHERS)
HEIGHT	WIDTH	LENGHT				
3	3	5	19/10	28/14	37/19	47/24
3	3	6	22/11	32/16	42/21	52/26
3	4	5	20/10	30/15	40/20	50/25
3	4	6	23/12	34/17	45/23	56/28
4	4	5	22/11	32/16	42/21	52/26
4	4	6	24/12	35/18	47/24	59/30

#### ROUND BALES

Number of revolutions the table needs to perform depending on the number of plastic layers you wish to apply

BALE DIMENSION		4 LAYERS (1 STRETCHER/ 2 STRETCHERS)	6 LAYERS (1 STRETCHER/ 2 STRETCHERS)	8 LAYERS (1 STRETCHER/ 2 STRETCHERS)	10 LAYERS (1 STRETCHER/ 2 STRETCHERS)
WIDTH	DIAMETER				
4	4	15 / 8	22 / 11	30 / 15	37 / 19
4	5	19 / 10	28 / 14	37 / 19	46 / 23
4	6	22 / 11	33 / 17	44 / 22	55 / 28
5	5	19 / 10	28 / 14	37 / 19	46 / 23
5	6	22 / 11	33 / 17	44 / 22	55 / 28

# RB200

The RB200 3 point hitch single bale wrapper will be suited for small farm operations who want quality and dependability. Intended to be used as a stationary equipment and connected to a tractor using a 3 point mounting system. Unlike other products on the market, the RB200 will not limit you to wrapping a limited number of bales per year, the Anderson manufacturing quality gives you peace of mind and insures an long-lasting unlimited use of the wrapper.



	SINGLE BALE WRAPPER	RB200
CAPACITY	Diameter of the round bale	Up to 5' 6" (1,65 m)
	Length of the round bale	Up to 5' (1,5 m)
	Square bale	N/A
	Wrapping speed	Up to 30 bales/h*
	Wrapping process	Manual
	Honda engine	N/A
	Aluminum stretcher	1 x 30" (750 mm)
	Plastic cut and hold system	Plastic cut only
	Leveling system	N/A
SPECIFICATIONS	Bale guide rollers	Standard
	Bale counter	Standard

## FEATURES & OPTIONS

1. Knife cutting the plastic film after a new bale has been placed on the wrapper's table.
2. Table with seamless belts allowing each type of bales to rotate and be wrapped evenly. The unloading system RB200 differs from the competition in the stability of its table. While other products on the market will tend to twist and turn when they unload, the Anderson RB200 keeps the table hydraulically in a stable position for the bale to be unloaded in a straight line.
3. The RB200 is connected to the tractor by means of a 3-point hitch system, powered by the tractor's hydraulic pump motor.
4. World class aluminum stretcher.
5. Bale counter displaying the number of bale wrapped.
6. Bale guide rollers keep the bales centered on the wrapper even when on a slope.
7. Manual wrapping process via the hydraulic control levers of the tractor.

POWERED by  
**HONDA**

\* Details and technical specifications see page 103  
\* Speed based on wrapping 4' bales.

# RB400

These pull type individual wrapper models are compact and simple to operate. Outstanding stability and wrapping performance that can be operated manually or automatically. They will deliver perfectly air-tight wrapped baleage ensuring nutritional value of your bales.



	SINGLE BALE WRAPPER	RB400
CAPACITY	Diameter of the round bale	Up to 5' 6" (1,65 m)
	Length of the round bale	Up to 5' (1,5 m)
	Square bale	N/A
	Wrapping speed	Up to 40 bales/h*
	Wrapping process	Manual
	Honda engine	N/A
	Aluminum stretcher	1 x 30" (750 mm)
	Plastic cut and hold system	N/A
	Leveling system	N/A
SPECIFICATIONS	Bale guide rollers	Standard
	Bale counter	Standard

## FEATURES & OPTIONS

1. Proven high quality aluminum stretcher.
2. Bale guide rollers keep the bales centered on the wrapper even when on a slope.
3. Electronic bale counter.
4. Turntable's belts allow for any type of bales to rotate be wrapped evenly regardless of their shape or condition.
5. Manual wrapping process via the control levers directly on the machine..

POWERED by  
**HONDA**

\* Details and technical specifications see page 103  
\* Speed based on wrapping 4' bales.

SINGLE BALE WRAPPER FOR ROUND BALES

## RB500

These pull type individual wrapper models are compact and simple to operate. Outstanding stability and wrapping performance that can be operated manually or automatically. They will deliver perfectly air-tight wrapped baleage ensuring nutritional value of your bales.



	SINGLE BALE WRAPPER	RB500
CAPACITY	Diameter of the round bale	Up to 5' 6" (1.65 m)
	Length of the round bale	Up to 5' (1.5 m)
	Square bale	N/A
	Wrapping speed	Up to 40 bales/h*
	Wrapping process	Manual
	Honda engine	N/A
	Aluminum stretcher	1 x 30" (750 mm)
	Plastic cut and hold system	Mechanical
SPECIFICATIONS	Leveling system	N/A
	Bale guide rollers	Standard
	Bale counter	Standard

## FEATURES & OPTIONS

1. Mechanical cut and hold system holds the film in place and cuts it automatically at the end of the cycle.
2. Proven high quality aluminum stretcher.
3. Bale guide rollers keep the bales centered on the wrapper even when on a slope.
4. Hydraulic table dumper.
5. Electronic bale counter.
6. Turntable's belts allow for any type of bales to rotate be wrapped evenly regard-less of their shape or condition.
7. Manual wrapping process via the control levers directly on the machine.

POWERED by  
**HONDA**

\* Details and technical specifications see page 103  
\* Speed based on wrapping 4' bales.

SINGLE BALE WRAPPER FOR ROUND BALES

## RB600

These pull type individual wrapper models are compact and simple to operate. Outstanding stability and wrapping performance that can be operated manually or automatically. They will deliver perfectly air-tight wrapped baleage ensuring nutritional value of your bales.



	SINGLE BALE WRAPPER	RB600
CAPACITY	Diameter of the round bale	Up to 5' 6" (1.65 m)
	Length of the round bale	Up to 5' (1.5 m)
	Square bale	N/A
	Wrapping speed	Up to 40 bales/h*
	Wrapping process	Automatic
	Honda engine	13 HP (18 A) (included with model RB600E)
	Aluminum stretcher	1 x 30" (750 mm)
	Plastic cut and hold system	Mechanical
SPECIFICATIONS	Leveling system	N/A
	Bale guide rollers	Standard
	Bale counter	Standard

## FEATURES & OPTIONS


1. Remote control to control wrapping.
2. Designed to wrap stationary and automatically with a single operator.
3. Mechanical cut and hold system holds the film in place and cuts it automatically at the end of the cycle.
4. Honda engine offers high horsepower, exceptional adaptability, quiet operation, great fuel efficiency.
5. Proven high quality aluminum stretcher.
6. Bale guide rollers keep the bales centered on the wrapper even when on a slope.
7. Hydraulic table dumper.
8. Turntable's belts allow for any type of bales to rotate be wrapped evenly regard-less of their shape or condition.
9. Automatic wrapping process.

POWERED by  
**HONDA**

\* Details and technical specifications see page 103  
\* Speed based on wrapping 4' bales.

# RB580

Make sure all your hard work does not go to waste, wrap individual silage bales with the RB580. The aluminium stretcher maintains a consistent stretch, which maximises film usage. This model provides the most consistent wrapping system and smoothest lowering of the bale to the ground at the same time eliminating stress on the machine.



	SINGLE BALE WRAPPER	RB580
<b>CAPACITY</b>	Diameter of the round bale	Up to 6' (1.8 m)
	Length of the round bale	Up to 5' (1.5 m)
	Square bale	N/A
	Wrapping speed	Up to 40 bales/h*
	Wrapping process	Manual
	Honda engine	N/A
	Aluminum stretcher	1 x 30" (750 mm)
	Plastic cut and hold system	Mechanical
<b>SPECIFICATIONS</b>	Leveling system	N/A
	Bale guide rollers	Standard
	Bale counter	Standard



\* Details and technical specifications see page 103  
\* Speed based on wrapping 4' bales.

# 680HS

Make sure that all your efforts are not wasted with the individual 680HS wrapper. The aluminum tensioner maintains constant tension on the bale, maximizing the use of plastic. This model is now equipped with a new hydraulic valve that allows the wrapper to be faster. It provides a uniform wrapping system and unloads the bale on the ground in a gentle way to eliminate stress on the machine.



Model shown : FARM KING COMBO



	SINGLE BALE WRAPPER	680HS
<b>CAPACITY</b>	Diameter of the round bale	Up to 6' (1.8 m)
	Length of the round bale	Up to 5' (1.5 m)
	Square bale	N/A
	Wrapping speed	Up to 75 bales/h*
	Wrapping process	Automatic
	Honda engine	13 HP (18 A)
	Aluminum stretcher	1 x 30" (750 mm) or 2 x 30" (optional)
	Plastic cut and hold system	Hydraulic
<b>SPECIFICATIONS</b>	Leveling system	Front and rear stabilizers
	Bale guide rollers	Standard
	Bale counter	Standard



\* Details and technical specifications see page 103  
\* Speed based on wrapping 4' bales.

NEW

# WRAP WITH EASE AND EFFICIENCY



SINGLE BALE WRAPPER FOR ROUND & SQUARE BALES

## 800HS

The 800HS fully automated wrapper for square and round bales. It is equipped with a new hydraulic valve providing faster wrapping speed. The rotating rollers ensure an even rotation of the bale and the efficient application of the film. Versatile too, with a simple adjustment the square bale wrapper will equally and efficiently wrap large round bales.

### FEATURES & OPTIONS

1. Bale receiver.
2. Front and rear stabilizer keep the wrapper level and stable.
3. 40% faster with 2 stretchers.
4. Hydraulic cut and hold system.
5. Remote control controls the complete wrapping process from your tractor seat.
6. Hybrid wrapper for both square and round bales.
7. Automatic wrapping process.

POWERED by  
**HONDA**

\* Details and technical specifications see page 103  
\* Speed based on wrapping 4' bales.



Model shown : CUSTOM OPERATOR



ROUND AND SQUARE BALE WRAPPER		800HS
CAPACITY	Diameter of the round bale	Up to 6' (1,8 m)
	Length of the round bale	Up to 5' (1,5 m)
	Square bale	3' x 3' up to 6'
	Wrapping speed	Up to 75 bales/h*
	Wrapping process	Automatic
	Honda engine	13 HP (18 A)
	Aluminum stretcher	1 x 30" (750 mm) or 2 x 30" (optional)
	Plastic cut and hold system	Hydraulic
Leveling system		Front and rear stabilizers
SPECIFICATIONS	Bale guide rollers	Standard
	Bale counter	Standard



# ACCESSORIES



**ACCESSOIRES**

## ACCESSORIES

Anderson grabbers are available in several models to meet the needs of your farm. Quickly handle small or large rectangular hay bales with your wheel loader or telehandler. Specially designed arms grasp bales firmly without damaging the plastic wrapping.

### FEATURES & OPTIONS

#### GRABBERS - MODEL 4000

For round bales up to 60" (1,5 m) diameter.

Include the following features:

- Minimum opening: 33.5" (86 cm)
- Maximum opening: 68" (173 cm)
- 2 cylinder
- Frame dimension: 66.75" (167 cm)

#### GRABBERS - MODEL 5000

For round bales up to 63" (1,57 m) diameter.

Include the following features:

- Minimum opening: 33.5" (86 cm)
- Maximum opening: 84" (213 cm)
- 1 cylinder
- Frame dimension: 65" (165 cm)

#### GRABBERS - MODEL 6000


For round and square bales up to 84" (2.1 m) diameter.

Include the following features:

- Minimum opening: 19" (48 cm)
- Maximum opening: 90" (229 cm)
- 2 cylinder
- Frame dimension: 66.75" (167 cm)



**MODEL 6000**



**MODÈLE 4000**

**MODÈLE 5000**


Anderson bale spears are a simple and sturdy tool for handling square or round bales.

Bale spear = 1 spear (round bale)

Bale spear = 2 spears (round and square bale)

Protector shield for spears.

Quick attach available.



**WORKING AS HARD  
AS YOU DO**



**SELF-LOADING  
BALE CARRIERS**

# WHAT SETS US APART SELF-LOADING BALE CARRIERS

## SELF-LOADING BALE CARRIERS

### DO MORE WITH ONE TRACTOR AND ONE OPERATOR!

#### EASY LOADING

The TSR3450 self-loading arm allows 19 square bales to be picked up and can easily be adjusted to fit different bales sizes. The round tubular self-loading arm of the RBM series is designed to quickly collect round bales of silage and dry hay while protecting the net.

No tears or broken net or twine. The loading arm of our line of trailers has been designed to be able to follow the path of the baler for fast, nonstop loading, saving field loading time and picking up an extra load of bales. The arm as well as the sides of the platform are adjustable to fit your type of bales. Power and maneuverability provide Anderson trailers with unmatched efficiency.



TRB1000

#### HIGH FLOTATION TIRES

High flotation tires reduce compaction while providing safe transport of wet or dry bales.



#### EFFORTLESS UNLOADING

The hydraulic unloading system is made by tilting the platform and accurately and gently deposits the bales on the ground. The bales are left on the ground linearly and perfectly positioned to facilitate their subsequent wrapping.



#### EFFICIENCY AND SPEED

These heavy-duty self-loading trailers are designed to pick up and transport wet or dry hay, allowing you to be faster and more efficient in the field. The hydraulic bale receiving platform makes it possible to position them perfectly on the trailer and to maximize the quantity transported. With its manufacturing profile, the operator maintains optimum visibility of its load even on rough terrain. Models available with or without brakes.







#### OPTIMAL PERFORMANCES

Accurate steering and a full load indicator allow you to continue working efficiently for many hours. The tandem axle provides stable and optimum machine performance. With the STACKPRO series, you can unload at 90 degrees (stacking) square bales.



#### BALES MOVED PER HOUR AND CYCLE TIME


##### COMPARING STANDARD SYSTEM AND ANDERSON'S SELF-LOADING BALE MOVERS

		STANDARD	WITH A TRB1000	WITH A RBM1400	WITH A RBM2000
		 1 tractor - 1 operator 2 wagons of 10 round bales each	 1 tractor - 1 operator 1 self-loading trailer 10 round bales	 1 tractor - 1 operator 1 self-loading trailer 14 round bales	 1 tractor - 1 operator 1 self-loading trailer 20 round bales
DISTANCE FROM FIELD TO STORAGE LOCATION	1 mile (1,6 km)	39	50	62	75
	2 miles (3,2 km)	32	31	40	51
	3 miles (4,8 km)	26	23	30	40
	4 miles (6,4 km)	23	18	24	32
	5 miles (8 km)	20	15	20	27
TIME	Travel to field	3 min.	3 min.	3 min.	3 min.
	Loading bales	20 min.	4 min.	6 min.	8 min.
	Return to storage site	4,3 min.	4,3 min.	4,3 min.	4,3 min.
	Unloading	3,3 min.	0,5 min.	0,5 min.	0,5 min.
	<b>TOTAL CYCLE TIME</b>	<b>30,6 min./mile</b>	<b>11,8 min./mile</b>	<b>13,8 min./mile</b>	<b>15,8 min./mile</b>

INFO USED FOR CALCULATION: Travel speed with empty load on carrying unit: 20 miles/h (32 km/h) - Travel speed with full load on carrying unit: 14 miles/h (22 km/h)

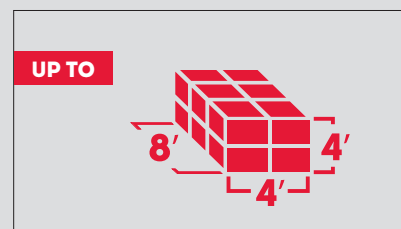
# TSR3450

The TSR3450 is a self-loading bale carrier enabling you to pick up and carry square bales quickly and effectively. Completely remote controlled from the safety and comfort of cab of your tractor. The rugged frame and steel bed will support wet and dry bales. The adjustable bale clamp allows you to load different size bale sizes. The TSR3450 has no comparison.



## FEATURES & OPTIONS

1. High floatation tires.
2. Adjustable self-loading clamp designed for bale net protection.
3. Hydraulic unloading system.
4. Hydraulic push off system.
5. Full charge indicator.
6. Tandem axle.
7. Rugged frame to support wet bales straw and hay
8. **New: rear unloading extension with rollers**



\* Details and technical specifications, see page 100



## SQUARE BALE CARRIER

## TSR3450

	SQUARE BALE CARRIER	TSR3450
<b>CAPACITY</b>	Tractor minimum HP requirements	130 HP*
	Square bale 3' x 3' x 8' long (90 cm x 90 cm x 2,4 m)	19
	Square bale 4' x 3' x 8' long (1,2 m x 90 cm x 2,4 m)	14
	Square bale 4' x 4' x 8' long (1,2 m x 1,2 m x 2,4 m)	7
<b>SPECIFICATIONS</b>	Bales transported per hour on a distance of 0,62 mile (1 km)	3' x 3' / 4' x 3' 75 / 65
	Bales transported per hour on a distance of 1,24 mile (2 km)	3' x 3' / 4' x 3' 55 / 45
	Bales transported per hour on a distance of 1,86 mile (3 km)	3' x 3' / 4' x 3' 43 / 34
	Bales transported per hour on a distance of 2,48 miles (4 km)	3' x 3' / 4' x 3' 36 / 27
	Bales transported per hour on a distance of 3,10 miles (5 km)	3' x 3' / 4' x 3' 30 / 23
Tires		550 / 45-22,5

\* Base on flat terrain

**MAKES YOUR  
STACKING EASIER**



**SELF-LOADING  
BALE CARRIERS**

# STACKPRO5400 STACKPRO7200

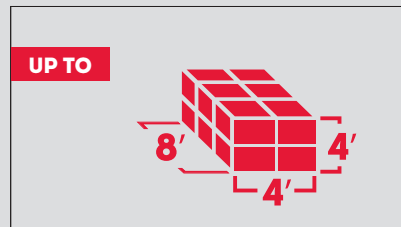
Both models of the Stackpro series are trailers that allow the collection and stacking of square bales for farmers wanting to maximize the time spent on logistics throughout the year. Their robustness allows them to endure the most extreme conditions and can handle almost all types and sizes of bales.

The only difference between the two models is its size, so the number of bales you can carry. Their high speed also ensures smooth transitions, easy transport and stacking of bales. In addition to the productivity achieved by these trailers, they also save investment, save time and save labor.



NEW

Model shown : STACKPRO7200



\* Details and technical specifications, see page 100



Model shown : STACKPRO7200



Model shown : STACKPRO7200



Model shown : STACKPRO7200



Model shown : STACKPRO5400

## FEATURES & OPTIONS

1. Tandem axle makes for stable and optimal performance of the machine.
2. Designed with lubrication-free pivot system for moving parts, the Stackpro7200 is virtually maintenance free.
3. Two rear clamps support the complete weight of the load when lowering down the stack and retrieving bales.
4. Unique adjustable self-loading heavy duty clamp capable of handling bales up to 1100 kg (2400 lb) without damaging twine.
5. Fully electronically control panel, weighs bales and total load.
6. High floatation tires.
7. Rugged frame and steel bed supporting wet and dry bales.
8. Hydraulic unloading and stacking system.
9. Hydraulic jack
10. Optional steering axle on STACKPRO5400



Model shown: STACKPRO5400

SQUARE BALE CARRIER & STACKER		STACKPRO5400	STACKPRO7200
CAPACITY	Tractor minimum HP requirements	150 HP	175 HP
	Square bale 3' x 3' x 8' long (90 cm x 90 cm x 2,4 m)	18	27
	Square bale 4' x 3' x 8' long (1,2 m x 90 cm x 2,4 m)	12	16
	Square bale 4' x 4' x 8' long (1,2 m x 1,2 m x 2,4 m)	8	12
SPECIFICATIONS	Bales transported per hour on a distance of 0,62 mile (1 km)	3' x 3' / 4' x 3' 90 / 72	3' x 3' / 4' x 3' 108 / 85
	Bales transported per hour on a distance of 1,24 mile (2 km)	3' x 3' / 4' x 3' 66 / 50	3' x 3' / 4' x 3' 84 / 61
	Bales transported per hour on a distance of 1,86 mile (3 km)	3' x 3' / 4' x 3' 52 / 39	3' x 3' / 4' x 3' 68 / 48
	Bales transported per hour on a distance of 2,48 miles (4 km)	3' x 3' / 4' x 3' 43 / 31	3' x 3' / 4' x 3' 58 / 39
	Bales transported per hour on a distance of 3,10 miles (5 km)	3' x 3' / 4' x 3' 37 / 26	3' x 3' / 4' x 3' 50 / 33
	Tires	550 / 45-22,5	550 / 45-22,5


**HAUL BALES  
FASTER**



**SELF-LOADING  
BALE CARRIERS**

# TRB1000

These self-loading trailers are designed to collect up to 10 round bales of wet or dry hay in a simpler and faster way. Reliable durability and optimum machine handling offers unmatched efficiency in the field.



## FEATURES & OPTIONS

1. High floatation tires.
2. Adjustable self-loading arm tubular round-shaped designed for bale net protection.
3. Hydraulic unloading system.
4. Hydraulic push off system.
5. Full charge indicator.
6. Tandem axle.
7. Rugged frame to support wet bales.



\* Details and technical specifications, see page 100



### ROUND BALE CARRIER

### TRB1000

	ROUND BALE CARRIER	TRB1000
<b>CAPACITY</b>	Tractor minimum HP requirements	100 HP*
	Round bale 4' x 4' diameter (1,2 m x 1,2 m)	10
	Round bale 4' x 5' diameter (1,2 m x 1,5 m)	10
	Round bale 4' x 5' 6" diameter (1,2 m x 1,6 m)	10
	Round bale 5' x 5" diameter (1,5 m x 1,5 m)	8
	Round bale 5' x 5' 6" diameter (1,5 m x 1,6 m)	8
<b>SPECIFICATIONS</b>	Bales transported per hour on a distance of 0,62 mile (1 km)	55
	Bales transported per hour on a distance of 1,24 mile (2 km)	36
	Bales transported per hour on a distance of 1,86 mile (3 km)	26
	Bales transported per hour on a distance of 2,48 miles (4 km)	21
	Bales transported per hour on a distance of 3,10 miles (5 km)	17
	Tires	400 / 60-22,5
Maximum speed with a load of 25 000 lb	30 km per hour	
Maximum speed with a load of 21 000 lb	45 km per hour	

\* Based on flat terrain

\* Based on flat terrain  
\*\* Must be equipped with T3-ELARG (ELARG-10)



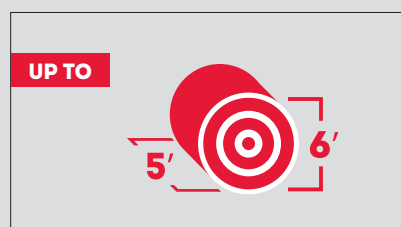

# RBM1400

These self-loading trailers are designed to collect up to 14 round bales of wet or dry hay in a simpler and faster way. Reliable durability and optimum machine handling offers unmatched efficiency in the field.



## FEATURES & OPTIONS

1. High floatation tires.
2. Adjustable self-loading arm tubular round-shaped designed for bale net protection.
3. Hydraulic unloading system.
4. Hydraulic push off system.
5. Full charge indicator.
6. Tandem axle.
7. Rugged frame to support wet bales and is adjustable manually to fit bales 4' to 6'.
8. **New : hydraulic jack**
9. **New bale separator option : separates the rows of bales when unloading**



\* Details and technical specifications, see page 100



ROUND BALE CARRIER		RBM1400
CAPACITY	Tractor minimum HP requirements	100 HP*
	Round bale 4' x 4' diameter (1,2 m x 1,2 m)	14
	Round bale 4' x 5' diameter (1,2 m x 1,5 m)	14
	Round bale 4' x 6' diameter (1,2 m x 1,6 m)	14
	Round bale 5' x 5' diameter (1,5 m x 1,5 m)	12
	Round bale 5' x 6' diameter (1,5 m x 1,6 m)	12
SPECIFICATIONS	Bales transported per hour on a distance of 0,62 mile (1 km)	65
	Bales transported per hour on a distance of 1,24 mile (2 km)	45
	Bales transported per hour on a distance of 1,86 mile (3 km)	34
	Bales transported per hour on a distance of 2,48 miles (4 km)	27
	Bales transported per hour on a distance of 3,10 miles (5 km)	23
Tires	550 / 45-22,5	

\* Based on flat terrain

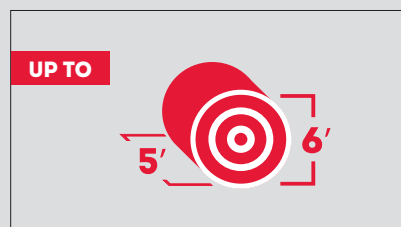
# RBM2000

These self-loading trailers are designed to collect up to 20 round bales of wet or dry hay in a simpler and faster way. Reliable durability and optimum machine handling offers unmatched efficiency in the field.



## FEATURES & OPTIONS

1. High floatation tires.
2. Adjustable telescopic self-loading arm designed to put up a third row of bales on top of the two rows sitting on the bed frame.
3. Hydraulic unloading system.
4. Hydraulic push off system.
5. Full charge indicator.
6. Tandem axle.
7. Rugged frame to support wet bales and is adjustable manually to fit bales 4' to 6'.
8. **New : hydraulic jack**
9. **New bale separator option : separates the rows of bales when unloading**
10. **New : fingertip joystick**



\* Details and technical specifications, see page 100



Adjustable side extensions



Adjustable landing deck for bales from 4' to 6'

	ROUND BALE CARRIER	RBM2000
<b>CAPACITY</b>	Tractor minimum HP requirements	130 HP*
	Round bale 4' x 4' diameter (1,2 m x 1,2 m)	20
	Round bale 4' x 5' diameter (1,2 m x 1,5 m)	20
	Round bale 4' x 6' diameter (1,2 m x 1,6 m)	20
	Round bale 5' x 5" diameter (1,5 m x 1,5 m)	17
	Round bale 5' x 6' diameter (1,5 m x 1,6 m)	17
<b>SPECIFICATIONS</b>	Bales transported per hour on a distance of 0.62 mile (1 km)	75
	Bales transported per hour on a distance of 1.24 mile (2 km)	55
	Bales transported per hour on a distance of 1.86 mile (3 km)	43
	Bales transported per hour on a distance of 2.48 miles (4 km)	36
	Bales transported per hour on a distance of 3.10 miles (5 km)	30
	Tires	550 / 45-22.5
Maximum speed with a load of 25 000 lb	30 km per hour	
Maximum speed with a load of 21 000 lb	45 km per hour	

\* Basé sur un terrain plat.

NEW

# THE SOLUTION FOR WRAPPED BALES



**RBMPRO 2000™**  
PATENT PENDING

# WHAT SETS US APART RBMPRO 2000

RBMPRO 2000™



PATENT PENDING

## UNE FACILITÉ D'OPÉRATION INCOMPARABLE

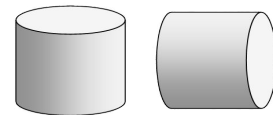
All the functions of the machine are accessible on a user-friendly touch-screen monitor.

When first starting to work with the machine, the bale loading position of the grabber is to be set as horizontal or vertical depending on how the bales are placed in the field, the rest of the loading process is fully automatic. This can be adjusted at any point during the process.

At any time you can "pause" the sequence in which you are working in, this will keep the trailer in an automatic mode but will place the loading arm at a safe position for traveling in the field. The interface is icon based making it perfect for any user no matter their

language. Ideal for custom operators, the logbook provides important information about the number of bales per client (or per field for example). Up to 10 different entry can be saved. Easily stop and start loading again the next day without losing count of what was done for a same client or field.

The transport mode will place the loading arm up and close to the trailer bed to meet road limitations. The settings can be set for : number of bales, size of bales, number of rows (2 or 3), number of bales loaded. If ever there was to be a problem with any of the functions, the diagnostic information page of the monitor will not indicate a simple generic error code, but instead will inform you of exactly what is at fault



## VERTICAL OR HORIZONTAL DISCHARGE



50



The platform being adjustable, it can be hydraulically expanded to separate the two rows of bales for larger size bales.

51

# THE ONLY SOLUTION TO COLLECT WRAPPED BALES



PATENT PENDING

1

## ADJUSTABLE ROLLER BED PLATFORM

The adjustable roller bed platform allows the bales to be handled without stretching or damaging the plastic film of wrapped bales. Also for larger round bales, the operator can hydraulically enlarge the width of trailer bed to separate the two rows of bales sitting on the platform.

2

## IN MOTION LOADING TECHNOLOGY

We know that time matters, specially on farms where pressure to be more productive at lower cost is critical for the success of the operation. The "In Motion Loading System" designed by Anderson prevents the operator having to stop the tractor to a complete standstill when grabbing the bale during the initial loading stage. In fact, as soon as the grabber gets in contact with the bale, the loading arm will automatically do a backward movement allowing it to squeeze the bale and lift it off the ground without dragging it, while the tractor is still moving at a maximum speed of 3km/h. In between bales, the tractor operator can easily speed up to the next bale. The "In Motion Loading System" improves the productivity by eliminating the down time, and requires less concentration and efforts from the operator. Finally, this feature ensures an effective loading process that prevents the bales being dragged on the ground therefore eliminating the risk of plastic film being damaged.

3

## PLASTIC CARE LOADING ARM

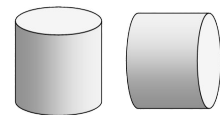
The RBMPRO 2000 features a plastic care loading arm which handles each bale smoothly and prevents plastic puncturation during all stages of the loading, transporting and unloading process.



4

## ROTATING GRABBER AND LOADING ARM

The RBMPRO 2000 has been designed to pick up wrapped single bales standing up vertically on their flat end. Most of single wrapper or Combi-Baler will leave bales in the field laying in both these positions. In order to be versatile in any situation, the RBMPRO 2000 is designed with a rotating grabber. With a simple activation on the touch-screen monitor, the operator can rotate the grabber to pick up quickly and effortlessly any bale size in any position.



7

## FULLY AUTOMATED LOADING SYSTEM

The fully automated Loading Process through a Danfoss Plus 1 Controller and Danfoss DP720 touchscreen monitor requires no human interaction during the loading phase. In fact, the loading arm is equipped with a bale sensor that will initiate the loading sequence as soon as it hits a bale. The tractor operator simply drives to the next bale and lets the RBMPRO 2000 do the work. This feature also reduces the need for skillful operators and can be conducted by anyone.

5

## LOADING THIRD ROW OF BALES

The RBMPRO 2000 also features a "Telescopic loading Arm" which can load a third row of bales therefore saving travelling between field and farm by carrying up to 20 bales per trip.

6

## REAR HYDRAULIC STOPPER ROLLER



The RBMPRO 2000 also features a "Rear Hydraulic Stopper Roller" to avoid the bales rolling off the platform during loading and transportation from the field to the storage site. This rear hydraulic stopper roller is retracted just before the tilting of the platform, which will let the bale slide gently towards the back and onto the ground.



**FULLY  
AUTOMATIC**



**RBMPRO 2000™**

SELF-LOADING BALE CARRIER FOR WRAPPED BALES

# RBM PRO 2000™

The NEW RBM PRO 2000 provides the perfect solution for transporting wrapped and unwrapped silage bales.

Innovative, reliable and very easy to use, the Anderson RBM PRO 2000 is just perfect for farmers and contractors!



NEW

## FEATURES & OPTIONS

1. High Flotation Tires = Reduced Soil Compaction
2. Tubular loading arm designed for the protection of wrapped bales
3. Hydraulic unloading ramp
4. Hydraulic bale pusher
5. Steel roller platform supporting wet bales
6. Higher productivity than traditional methods with one operator
7. Less equipment involved
8. Less time spent transporting bales
9. Less fuel consumption
10. Reduced soil compaction
11. Promotes a quick regrowth of the crop by getting bales off the field quickly.
12. Promotes quality fermentation of the wrapped bales due to the fact that they are moved right after the wrapping stage in the field.



\* Details and technical specifications, see page 100

## SPÉCIFICATIONS

	RBM2000 PRO
Width	100 in (2,55 m)
Overall height	146 in (3,71 m)
Roller bed height from the ground	61 in (1,55 m)
Length	463 in (11,76 m)
Tires	550/45-22.6
Net weight	7100 kg (15 650 LB)
Utility load capacity	11 900 kg (26 235 LB)
Loading time per bale	20 SEC.
Unloading time per load	30 SEC.

## BALES TRANSPORTED PER HOUR ON AVERAGE

On a distance of 0.62 mile (1 km)	75
On a distance of 1.24 mile (2 km)	55
On a distance of 1.86 mile (3 km)	43
On a distance of 2.48 miles (4 km)	36
On a distance of 3.10 miles (5 km)	30

## BALE LOADING CAPACITY

Round bale dimension (Length x Diameter)	Wrapped bales	UNWRAPPED bales
Length of 1,2m with a diameter of 1,2m to 1,5m	14	20
Length of 1,5m with a diameter of 1,2m to 1,5m	12	17

**HIGHER  
PRODUCTIVITY**



**RBM PRO 2000™**



**WRAP MORE  
HAUL MORE**



**WRAPTOR™**

# WHAT SETS US APART WRAPTOR™

WRAPTOR™



## ALL-IN-ONE

The WRAPTOR™ is the ultimate system for loading, transporting and wrapping. Designed to collect dry or wet hay and wrap without stopping or wasting time, it offers the fastest performance on the market. With the fastest bale wrapping system, transport 14 bales in less than 4 minutes with only one operator and a single tractor. The WRAPTOR™ is the combination of a self loading bale carrier and an in-line wrapper.

## BOTH SELF LOADING CARRIER... AND INLINE WRAPPER

The WRAPTOR™ includes two unique machines that are not designed to be sold separately. The self loading carrier collects and transports 14 bales (4 ft x 4 ft.) at a time. Its loading arm allows it to follow the baler and collect the bales directly in their position by gently rotating the bales before picking them up and loading them. No wasting time zigzagging in the field to collect the bales.

When the load is complete, the trailer is then attached to the wrapper without additional equipment and without having to leave the tractor seat. The pusher then allows the trailer to push the bales directly into the wrapper for a process without interruption. Also, the self-loading carrier attaching to the wrapper allows to transport it from one site to another. Only one tractor and one operator!

Like inline wrappers, the WRAPTOR™ has a simple and fully automatic wrapping system. It can wrap 14 bales in less than 4 minutes with only one operator and one tractor!

When labor is hard to find or you need to do things quickly, this all-in-one system offers you the perfect solution.

- 4 tensioners
- Adjustable bale guide rollers
- Adjustable hoop speed with flow control valve
- Hydraulic bale compaction system
- Honda 13 HP Engine
- Remote control of the wrapping process



## FASTER WITH LESS LABOR




POWERED by HONDA™

HALL-IN-ONE SYSTEM  
**WRAPTOR**

**Efficiently transport and wrap !**

The high-performance WRAPTORTM is the combination of a self-loading trailer and an in-line wrapper. When labor is hard to find or you need to do things quickly, this all-in-one system allows you to do the transportation and wrapping with only one operator and one tractor.

The WRAPTORTM is the ultimate system for loading, transporting and wrapping. Designed for collecting wet or dry hay, it offers the fastest performance on the market. The trailer collects and transports 14 bales (4 ft x 4 ft.) at a time and attaches to the wrapper without additional equipment. The remote control offers the possibility to do everything from the seat of the tractor.



**FEATURES & OPTIONS**

1. Pick-up and transport faster with one operator.
2. Tilting tow bar for easy hook-up to the wrapper.
3. Bale pusher for quickly pushing and unloading bales.
4. 4 stretchers replace rolls less often, wrap faster.
5. Adjustable self-loading arm tubular round-shaped designed for bale net protection.
6. Bale guide rollers. Keep each bale centered on the roller bed when wrapping on a slope.
7. Hydraulic jack leveling system. Insures the 2 first bales stay together until lowered down to the ground.



\* Details and technical specifications, see page 104



	BALE CARRIER	WRAPTORTM
<b>CAPACITY</b>	Tractor minimum HP requirements	100 HP
	Round bale diameter	Up to 5' (1.5 m)
	Square bale	N/A
	Tires	500 / 45-22,5
	Camera	Standard
<b>SPECIFICATIONS</b>	Bales transported per hour on a distance of 0.62 mile (1 km)	59
	Bales transported per hour on a distance of 1.24 mile (2 km)	39
	Bales transported per hour on a distance of 1.86 mile (3 km)	29
	Bales transported per hour on a distance of 2.48 miles (4 km)	23
	Bales transported per hour on a distance of 3.10 miles (5 km)	19

BALES TRANSPORTED AND WRAPPED WITH ONE TRACTOR AND ONE OPERATOR		
	WRAPPER	WRAPTORTM
<b>CAPACITY</b>	Round bale diameter	Up to 5' (1.5 m)
	Square bale	N/A
	Wrapping speed	Wrap 14 bales in less than 4 minutes*
	Final bale push off system	With the trailer pusher
	Aluminum stretcher	4 x 30" (750 mm)
<b>SPECIFICATIONS</b>	Leveling system	Hydraulic jack
	Traction tires	29 x 12.5-15
	Rear tires	11 L-15
	Bed shape	V shaped for round bales
	Bale guide rollers	Standard
<b>SPECIFICATIONS</b>	Mechanical and automatic wrapping system	Standard
	Adjustable hydraulic compaction system	Hydraulic

\* Speed based on wrapping 4' bales.

**QUICK AND EASY  
DISTRIBUTION**



**BALE PROCESSOR**

PATENT PENDING

# WHAT SETS US APART PRO-CHOP 150



PATENT PENDING


## EVEN MORE CONTROL

The electric controls of the rear loading door were installed on this model. These controls allow the user to operate the conveyor as well as to open and close the door. Usefull when a bale is not placed properly or to remove the net or string from the bale at the beginning of the process. it can all be donet directly next to the machine



## UNMATCHED VISION

The inside camera allows the operator to see the bales on the conveyor, the rotor and the loading. The new rearview cameras offer a perfect view of the loading process.



## BETTER DISTRIBUTION

The chute makes the distribution in troughs near the machine very precise and comfortable. It allows spreading up to 60 feet on the right and 40 feet on the left. For bedding, livestock is cleaner and healthier and the straw is finely chopped to increase its absorbceny to moisture. By improving the comfort of cows, the risks of mastitis and health problems are reduced. The speed and ease of making bedding also saves straw and time. Also it is easy to pretreat the straw for RTM mixers. Consumption is then increased and waste is reduced.



## BETTER CUT

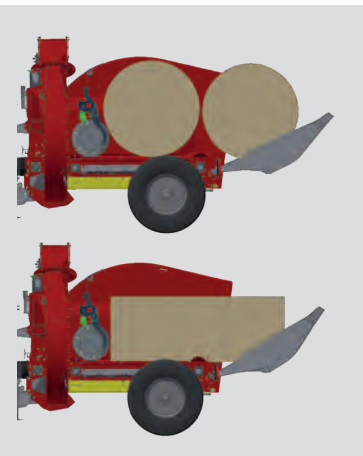
The rotor is equipped with 264 heavy duty knives that can shred round or square bales of silage, hay or straw. Even frozen bales will have no problem being processed. Its diameter ensures constant flow.



## HIGH LOADING CAPACITY


The 5' chamber is suitable for use with all bale sizes.

- Capacity of 2 bales (1 X 6' round, 2 X 4' round and square bales up to 4'X 4' X 8') reducing the risk of overflow.
- Load the bales with the rear door using the camera.
- Possibility of having 2 bales at the same time. The loading door allows a bale to sit on the door while the other is getting processed inside.




## THE DIFFERENT CUTTING SETTINGS

Offers four settings that can chop different types of forage in various lengths: full-length silage up to five inches, hay up to three inches and straw up to one inch. Change settings without tools in less than 15 seconds.




1. Aggressive rotor with 22 discs and 264 knives for more effective processing
2. The top gate when engaged will be used to help chop down fiber more efficiently. On the other hand when disengaged it will allow material to go through without cutting it leaving it pretty much intact.
3. Counter knife setting is always used along with the top gate to chop down finer material.

4. The removable recutter screen is used ONLY when processing straw. The screen with its 2 inch holes, will prevent longer fiber of straw to go through and will be forced back into the knives's path and be cut.
5. The comb is part of the rotor and allows the bales to be perfectly fed through the rotor. Prevents the bales to come in too quickly and creating plugging.
6. Showing the counter knife disengaged



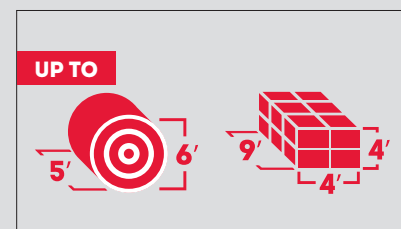
BALE PROCESSOR  
**PRO-CHOP150**

The PRO-CHOP 150 is a bale feeder and chopper that provide an ideal bedding or feeding solution for bales of hay, straw, silage. The Anderson improved model is now the only model on the market able to process different material in different length: Haylage – full length down to 5", Hay – full length down to 3", Straw – full length down to 1". Perfect for processing round and square bales.



**FEATURES & OPTIONS**

1. More aggressive rotor with 22 discs and 264 knives for more effective processing.
2. The top gate when engaged will be used to help chop down fiber more efficiently. On the other hand when disengaged it will allow material to go through without cutting it leaving it pretty much intact. Counter knife setting is always used along with the top gate to chop down finer material.
3. The removable recutter screen is used ONLY when processing straw. The screen with its 2 inches wholes, will prevent longer fiber of straw to go through and will be forced back into the knives's path and be cut.
4. The comb is part of the rotor and allows the bales to be perfectly fed through the rotor. Prevents the bales to come in too quickly and creating blocages.
5. 68 inches Blower made with steel AR400 ensuring the best quality and resistance to wear. Side wall fan in steel AR400 also.
6. Large wheels for muddy terrain.



\* Details and technical specifications, see page 99

BALE PROCESSOR		PRO-CHOP 150
<b>CAPACITY</b>	Type of bale	Straw-hay-baleage
	Round bale capacity	1 bale up to 6' x 5' long (1,9 m x 1,5 m) or 2 bales up to 5' x 5' long (1,5 m x 1,5 m)
	Square bale capacity	4' x 4' x 9' (1,2 m x 1,3 m x 2,8 m)
	Maximum spreading distance	Up to 60' (18 m) on the right Up to 40' (12 m) on the left
	Chute rotation	270 degrees
<b>SPECIFICATIONS</b>	Controls	Electrical
	Number of knives	264
	Number of discs on the rotor	22
	Number of cameras	2
	Manual control of the rear door	Electrical
	Metal thickness of the fan	1/4" (0,6 cm) AR400
	Required PTO	540 RPM
PTO HP required	80 HP	

**INNOVATIVE AND  
HEAVY DUTY**



**SMARTMIX™**

# WHAT SETS US APART SMARTMIX™



## DG500 WEIGHT INDICATOR



The universal programmable weighing computer (standard on all pulled type models) allows the storage of data as well as the programming of recipes and distribution sequences.

- The operator can edit the names of the components, distribution points and program in his own language.
- Programs can be placed by TOTAL or NUMBER OF COWS.
- The change of ALL WEIGHT or NUMBER OF COWS can be placed before the beginning of the execution, in order to have a program that is always in conformity with the needs of the animal.
- Possibility of programming 24 recipes, each with a maximum of 48 components and 48 distribution points.
- Compatible with DTM software.
- Dual LCD that allows a better user interface with clear operator messages

## WEIGHT REPEATER

The weight repeater provides a second display directed towards the operator loading the ingredients into the mixer. The main computer, therefore, remains in place for the driver of the tractor transporting the machine.



## MOBILE APPLICATION

The dina TEL 3 Application is the ultimate technology that brings the control of the weight indicator to your smartphone or tablet. By simply installing the modern App, you can turn your smartphone into a weight indicator and make the loading process more efficient.



## SMART CONTROL

SMART CONTROL is a programmable wireless device for the management of the hydraulic and weighing functions of the TMR. Optional on all Anderson pulled type models, this remote control allows to engage and display wirelessly the weighing system and control the hydraulic functions. During the loading phase the operator can use the SMART CONTROL on the loader to control in real time weight information: recipe/components/actual weight. No more standing outside in the rain to setup your mix rations, you can now do it from the comfort of your tractor cab or even your home! All scale and hydraulic functionality at the palm of your hand.



## INDUSTRY'S FIRST HYDRAULICALLY CONTROLLED TRUE-CUT™, RESTRICTION BLADE SYSTEM PATENT PENDING

Anderson introduces the first ever wireless remote controlled hydraulic restriction blades. The hydraulic function allows the operator to engage and disengage the blades during the mixing process reducing overall mixing time up to 22% and more importantly, preserving the integrity of the ingredients like forages and corn silage. When fully engaged (8 inches) it speeds up long fiber processing by up to 50% (compared with when it is partially engaged) once the fiber is processed in accordance with the requirements of the recipe, the blades can be disengaged eliminating risks of over processing the other ingredients. Ensures full control of your cows assimilation of its feed = increasing milk production by 5% with same cost of feed.



## BENEFITS OF A ROLLED TUB

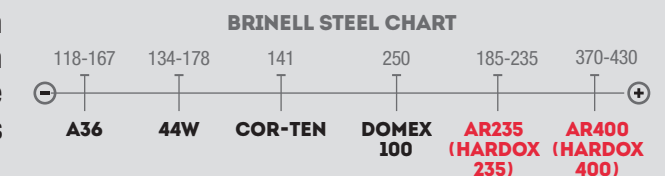
We designed our tubs with rolled walls (not bent) giving them the following advantages:

1. Better material flow in a rolled and smooth tank avoiding restriction around the auger. Therefore the feed naturally mixes and expansion effect is amplified.
2. The HP power required for a mix is reduced to a minimum. The flared and smooth shape makes for a homogeneous mixture faster.
3. The design of the walls being rolled naturally reinforces the tub giving it a longer life span.
4. Aware of the extensive use of mixing, Anderson's tub walls and floor are made of steel HEL (high elastic limit) and reinforced absorbing the constraints of the loading, mixing and moving of the feed load.



## THE IMPORTANCE OF THE GRADE OF STEEL USED IN MANUFACTURING OUR MIXERS

All Anderson mixers are manufactured from high abrasion resistant steel plates, which gives them great resistance to wear even over the years. The floor of the mixer is made of AR400 and its side walls are made of steel AR235.





# THE PERFECT MIX

SMARTMIX™

## METAL CAPACITY EXTENSION AND HAY RETENTION RING

Add a steel capacity extensions (6", 12" and 18") that will get you to the desired level of production, unlike rubber that breaks and crack, in addition to generating replacement costs year after year. It is possible to add a retention ring for hay, directly on the metal extension or the tank itself.



## EXTENSION DE LA VIS

Anderson is the only manufacturer to offer an auger extension option. This auger extension can be installed on all models, but is especially recommended when the mixer is equipped with a capacity extension. By increasing the volume of the ration inside the tub, the screw extension will allow us to keep the mixture homogeneous during the movement of the material vertically and horizontally and this despite the height of the tub. By increasing the height of the tub, the height of the screw also remains in the same ratio.

### MIXER EQUIPPED WITH CAPACITY EXTENSION AND AUGER EXTENSION



### MIXER EQUIPPED WITHOUT CAPACITY EXTENSION AND WITHOUT AUGER EXTENSION



## KNIVES

Tungsten carbide knives that automatically sharpen, they are also reversible ensuring their efficiency and life span at an extremely competitive price.



## DOUBLE SWEEPER

The 2 sweeping dispensers ensure a faster and more consistent discharge when mix is done and ready to be fed.




## MAGNET ON THE AUGER

The neodymium magnet is installed on the auger as a standard on all models. Being always in contact with the material during the mixing process, it provides better efficiency.



## INSPECTION & MAINTENANCE DOOR

Each of the auger is equipped with an inspection door for maintenance, to clean the inside of the auger, check the oil level and if sufficiently lubricated.



## ADVANTAGES OF THE TRI-CUT™ AUGERS

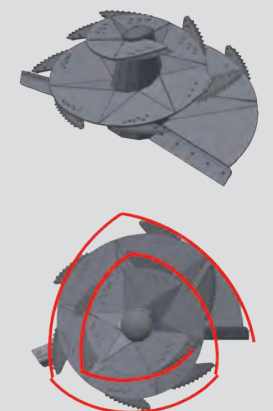
Anderson's unique triangular position of the blade around the auger allows processing quickly any type of bales (even frozen) and speed-up the flow of material.

While being efficient on braking down bales, the spiral shaped augers 1, 2 or 3 depending on the model allow to pick up and elevate the material vertically, thus creating the "up and down" effect. The rotation of the auger gives the "front to back" effect in the cycle. This creates the best upward movement of the feed through the middle combined with the downward movement of the feed along the rolled tub wall creating the best mix every time.

Anderson tungsten reversible and adjustable cutting knives last about 3 times longer than major competitor with a rockwell of 45.

Carbide treated tungsten knives for longevity and self-sharpening properties.

Our cutting blades are also reinforced to avoid breaking in frozen conditions or when processing frozen bales giving you the best of both worlds = strength and longevity.




# A280

The Anderson A280 single auger mixers have been developed for farms where the footprint of the machines is an important factor. These mixers are compact and highly maneuverable. The rear axle has been integrated to offer overall a very low height and perfect maneuvering. These low tubs easily find their place on farms with low ceilings.



## FEATURES & OPTIONS


1. Capacity 282 ft<sup>3</sup> to 367 ft<sup>3</sup>
2. Reinforced tub floor provides longevity of the tub and also to the load cells by equalizing the weight uniformly.
3. TRI-CUT™, auger with 2-position adjustable and reversible knives (10 standard) and 2 sweeping dispensers ensuring a 30% faster and more consistent discharge.
4. Side trap discharge designed with a sloped floor. Optional magnet can be installed as well. Side trap can also be equip with inclined conveyor.
5. Carbide treated self-sharpening tungsten knives.
6. Industry's first hydraulic TRUE-CUT™ restrictor blades allows the operator to engage and disengage during the mixing process preventing all risks of overprocessing feed.
7. The DG500 indicator is a universal, programmable weighing indicator for recipes, dispensing and data storage. It guarantees an extremely precise weighing thanks to the protected load cells and strategically located under the tank. Compatible with the DTM suite.
8. 3-point scale system. Rolled side walls (not bent) for better flow of material, avoiding restriction around auger and naturally increased sturdiness.
9. SMART CONTROL remote control (optional) provides you full wireless control to: customize weighing system and recipe, hydraulics, speed of belt etc.



PATENT PENDING



\* Details and technical specifications, see page 94



	SMARTMIX™	A280
<b>CAPACITY</b>	Capacity – Without extension / with 6" / 12" / 18"	282 / 310 / 338 / 367 ft <sup>3</sup> 8 / 8,8 / 9,5 / 10,4 m <sup>3</sup>
	Total height – Without extension / with 6" / 12" / 18"	8' 1" / 8' 7" / 9' 1" / 9' 7" (2,47 m) / (2,64 m) / (2,8 m) / (2,9 m)
	Number of augers (10 adjustable and reversible knives/ auger)	1
	PTO HP required (41 RPM on auger)	70 HP
	PTO HP required with 2 speed gearbox (27 RPM on auger)	N/A
	Discharge options	Side trap
<b>SPECIFICATIONS</b>	PTO drive/input	540 RPM
	Metal thickness, tub floor (AR400 grade metal)*	5/8" (1,5 cm)
	Metal thickness, tub walls (AR235 grade metal)*	1/4" (0,6 cm)
	Metal thickness of the auger (AR400 grade metal)*	5/8" (1,5 cm)
	Weighing computer system	DG500 standard (SMART CONTROL optional)
	TRUE-CUT™ restrictor blades	Standard


# A380

The Anderson pull type single auger A380 mixer will meet today's needs for high output and intensive use. It has been developed for farms where the footprint of the machine is an important factor. These mixers are compact and highly maneuverable.



## FEATURES & OPTIONS


1. Capacity 380 ft<sup>3</sup> to 490 ft<sup>3</sup>.
2. Reinforced tub floor provides longevity of the tub and also to the load cells by equalizing the weight uniformly.
3. TRI-CUT™, auger with 2-position adjustable and reversible knives (10 standard) and 2 sweeping dispensers ensuring a 30% faster and more consistent discharge.
4. Discharge options: Side trap or front conveyor.
5. Carbide treated self-sharpening tungsten knives.
6. Industry's first hydraulic TRUE-CUT™ restrictor blades allows the operator to engage and disengage during the mixing process preventing all risks of overprocessing feed.
7. The DG500 indicator is a universal, programmable weighing indicator for recipes, dispensing and data storage. It guarantees an extremely precise weighing thanks to the protected load cells and strategically located under the tank. Compatible with the DTM suite.
8. 3-point scale system.
9. Rolled side walls (not bent) for better flow of material, avoiding restriction around auger and naturally increased sturdiness.
10. SMART CONTROL remote control (optional) provides you full wireless control to: customize weighing system and recipe, hydraulics, speed of belt etc.
11. Optional 2 speed gearbox.



PATENT PENDING



\* Details and technical specifications, see page 94



	SMARTMIX™	A380
<b>CAPACITY</b>	Capacity – Without extension / with 6" / 12" / 18"	380 / 416 / 453 / 490 ft <sup>3</sup> 10,8 / 11,8 / 12,8 / 13,8 m <sup>3</sup>
	Total height – Without extension / with 6" / 12" / 18"	8' 4" / 8' 10" / 9' 4" / 9' 10" (2,54 m) / (2,68 m) / (2,84 m) / (3 m)
	Number of augers (10 adjustable and reversible knives/auger)	1
	PTO HP required (41 RPM on auger)	85 HP
	PTO HP required with 2 speed gearbox (27 RPM on auger)	60 HP
Discharge options	Side trap or front conveyor	
<b>SPECIFICATIONS</b>	PTO drive/input	540 RPM
	Metal thickness, tub floor (AR400 grade metal)*	5/8" (1,5 cm)
	Metal thickness, tub walls (AR235 grade metal)*	1/4" (0,6 cm)
	Metal thickness of the auger (AR400 grade metal)*	5/8" (1,5 cm)
	Weighing computer system	DG500 standard (SMART CONTROL optional)
TRUE-CUT™ restrictor blades	Standard	


# A520

The Anderson pull type A520 twin auger mixer has the ability to mix the widest variety of ingredients. Process large amount of hay, even complete square and round bales of baleage. Available with several discharge options. What ever you rations are designed to increase milk production of dairy cows or minimize variation in feed for each group you feed, vertical mixer will help optimize the dry matter and nutrient intake of your herd.



## FEATURES & OPTIONS

1. Capacity 520 ft<sup>3</sup> to 666 ft<sup>3</sup>.
2. Reinforced tub floor provides longevity of the tub and also to the load cells by equalizing the weight uniformly.
3. TRI-CUT™, auger with 2-position adjustable and reversible knives (10 standard) and 2 sweeping dispensers ensuring a 30% faster and more consistent discharge.
4. Discharge options: Side trap or front conveyor.
5. Carbide treated self-sharpening tungsten knives.
6. Industry's first hydraulic TRUE-CUT™ restrictor blades allows the operator to engage and disengage during the mixing process preventing all risks of overprocessing feed.
7. The DG500 indicator is a universal, programmable weighing indicator for recipes, dispensing and data storage. It guarantees an extremely precise weighing thanks to the protected load cells and strategically located under the tank. Compatible with the DTM suite.
8. 3-point scale system.
9. Rolled side walls (not bent) for better flow of material, avoiding restriction around auger and naturally increased sturdiness.
10. SMART CONTROL remote control (optional) provides you full wireless control to: customize weighing system and recipe, hydraulics, speed of belt etc.
11. Optional 2 speed gearbox.



PATENT PENDING



\* Details and technical specifications, see page 95



	SMARTMIX™	A520
<b>CAPACITY</b>	Capacity – Without extension / with 6" / 12" / 18"	520 / 568 / 617 / 666 ft <sup>3</sup> 14.7 / 16 / 17.5 / 18.8 m <sup>3</sup>
	Total height – Without extension / with 6" / 12" / 18"	8' 6" / 9' / 9' 6" / 10' (2.59 m) / (2.74 m) / (2.89 m) / (3 m)
	Number of augers (10 adjustable and reversible knives/auger)	2
	PTO HP required (41 RPM on auger)	100 HP
	PTO HP required with 2 speed gearbox (27 RPM on auger)	65 HP
	Discharge options	Side trap or front conveyor
<b>SPECIFICATIONS</b>	PTO drive/input	540 RPM
	Metal thickness, tub floor (AR400 grade metal)*	5/8" (1.5 cm)
	Metal thickness, tub walls (AR235 grade metal)*	1/4" (0.6 cm)
	Metal thickness of the auger (AR400 grade metal)*	5/8" (1.5 cm)
	Weighing computer system	DG500 standard (SMART CONTROL optional)
	TRUE-CUT™ restrictor blades	Standard

# A700

The pull type twin auger A700 mixer is designed for intensive daily use. These mixers are adaptable depending on the configuration of the operation and the type of farming. The solution for every size farm.



TANDEM AXLE OPTIONAL



## FEATURES & OPTIONS

1. Capacity 695 ft<sup>3</sup> to 897 ft<sup>3</sup>.
2. Reinforced tub floor provides longevity of the tub and also to the load cells by equalizing the weight uniformly.
3. TRI-CUT™, auger with 2-position adjustable and reversible knives (10 standard) and 2 sweeping dispensers ensuring a 30% faster and more consistent discharge.
4. Discharge options: Side trap or front conveyor.
5. Carbide treated self-sharpening tungsten knives.
6. Industry's first hydraulic TRUE-CUT™ restrictor blades allows the operator to engage and disengage during the mixing process preventing all risks of overprocessing feed.
7. The DG500 indicator is a universal, programmable weighing indicator for recipes, dispensing and data storage. It guarantees an extremely precise weighing thanks to the protected load cells and strategically located under the tank. Compatible with the DTM suite.
8. 4-point scale system.
9. Rolled side walls (not bent) for better flow of material, avoiding restriction around auger and naturally increased sturdiness.
10. SMART CONTROL remote control (optional) provides you full wireless control to : customize weighing system and recipe, hydraulics, speed of belt etc.
11. Optional 2 speed gearbox.



\* Details and technical specifications, see page 96

### SMARTMIX™

### A700

	SMARTMIX™	A700
<b>CAPACITY</b>	Capacity – Without extension / with 6" / 12" / 18"	695 / 762 / 829 / 897 ft <sup>3</sup> 19,7 / 21,6 / 23,5 / 25,4 m <sup>3</sup>
	Total height – Without extension / with 6" / 12" / 18"	9' 2" / 9' 8" / 10' 2" / 10' 8" (2,8 m) / (2,95 m) / (3,01 m) / (3,25 m)
	Number of augers (10 adjustable and reversible knives/auger)	2
	PTO HP required (41 RPM on auger)	120 HP
	PTO HP required with 2 speed gearbox (27 RPM on auger)	85 HP
	Discharge options	Side trap or front conveyor
<b>SPECIFICATIONS</b>	PTO drive/input	540 RPM / 1000 RPM
	Metal thickness, tub floor (AR400 grade metal)*	3/4" (1,9 cm)
	Metal thickness, tub walls (AR235 grade metal)*	1/4" (0,6 cm)
	Metal thickness of the auger (AR400 grade metal)*	5/8" (1,5 cm)
	Weighing computer system	DG500 standard (SMART CONTROL optional)
	TRUE-CUT™ restrictor blades	Standard


# A950

Anderson knows it is with high quality raw materials that we manage to achieve nutritional goals and high production. The mixing rate should be adapted to avoid any risk of over heating and grinding that could lead to diminished efficiency of the TMR. The pull type A950 triple auger mixer becomes an ideal solution with their distribution conveyor ideal for fibrous rations. The cross conveyor ensures even and prompt distribution to the left or right regardless of the prepared ration.




## FEATURES & OPTIONS

1. Capacity 953 ft<sup>3</sup> to 1 212 ft<sup>3</sup>.
2. Reinforced tub floor provides longevity of the tub and also to the load cells by equalizing the weight uniformly.
3. TRI-CUT™, auger with 2-position adjustable and reversible knives (10 standard) and 2 sweeping dispensers ensuring a 30% faster and more consistent discharge.
4. Discharge options: front conveyor, rear trap optional.
5. Carbide treated self-sharpening tungsten knives.
6. Industry's first hydraulic TRUE-CUT™ restrictor blades allows the operator to engage and disengage during the mixing process preventing all risks of overprocessing feed.
7. The DG500 indicator is a universal, programmable weighing indicator for recipes, dispensing and data storage. It guarantees an extremely precise weighing thanks to the protected load cells and strategically located under the tank. Compatible with the DTM suite.
8. 6-point scale system.
9. Rolled side walls (not bent) for better flow of material, avoiding restriction around auger and naturally increased sturdiness.
10. SMART CONTROL remote control (optional) provides you full wireless control to: customize weighing system and recipe, hydraulics, speed of belt etc.
11. Standard 2 speed gearbox.



TRIDEM AXLE OPTIONAL

\* Details and technical specifications, see page 97.



	SMARTMIX™	A950
<b>CAPACITY</b>	Capacity – Without extension / with 6" / 12" / 18"	953 / 1038 / 1125 / 1212 ft <sup>3</sup> 27 / 29,4 / 31,9 / 34,3 m <sup>3</sup>
	Total height – Without extension / with 6" / 12" / 18"	9' 9" / 10' 3" / 10' 9" / 11' 3" (2,97 m) / (3,12 m) / (3,27 m) / (3,42)
	Number of augers (10 adjustable and reversible knives/auger)	3
	PTO HP required (41 RPM on auger)	145 HP
	PTO HP required with 2 speed gearbox (27 RPM on auger)	95 HP
Discharge options	Rear trap or front conveyor	
<b>SPECIFICATIONS</b>	PTO drive/input	1000 RPM
	Metal thickness, tub floor (AR400 grade metal)*	3/4" (1,9 cm)
	Metal thickness, tub walls (AR235 grade metal)*	1/4" (0,6 cm)
	Metal thickness of the auger (AR400 grade metal)*	5/8" (1,5 cm)
	Weighing computer system	DG500 standard (SMART CONTROL optional)
TRUE-CUT™ restrictor blades	Standard	

The pull type A1230 triple auger mixer become a perfect solution with their distribution conveyor ideal for fibrous rations. The cross conveyor ensures even and prompt distribution to the left or right regardless of the prepared ration. Anderson knows it is with high quality raw materials that we manage to achieve nutritional goals and high production. The mixing rate should be adapted to avoid any risk of overheating and grinding that could lead to diminished efficiency of the TMR.



## FEATURES & OPTIONS

1. Capacity 1 236 ft<sup>3</sup> to 1 575 ft<sup>3</sup>.
2. Reinforced tub floor provides longevity of the tub and also to the load cells by equalizing the weight uniformly.
3. TRI-CUT™, auger with 2-position adjustable and reversible knives (10 standard) and 2 sweeping dispensers ensuring a 30% faster and more consistent discharge.
4. Discharge options: front conveyor
5. Carbide treated self-sharpening tungsten knives.
6. Industry's first hydraulic TRUE-CUT™ restrictor blades allows the operator to engage and disengage during the mixing process preventing all risks of overprocessing feed.
7. The DG500 indicator is a universal, programmable weighing indicator for recipes, dispensing and data storage. It guarantees an extremely precise weighing thanks to the protected load cells and strategically located under the tank. Compatible with the DTM suite.
8. 6-point scale system.
9. Rolled side walls (not bent) for better flow of material, avoiding restriction around auger and naturally increased sturdiness.
10. SMART CONTROL remote control (optional) provides you full wireless control to: customize weighing system and recipe, hydraulics, speed of belt etc.
11. Standard 2 speed gearbox.



\* Details and technical specifications, see page 97

	SMARTMIX™	A1230
CAPACITY	Capacity – Without extension / with 6" / 12" / 18"	1236 / 1348 / 1461 / 1575 ft <sup>3</sup> 35 / 38,2 / 41,4 / 44,6 m <sup>3</sup>
	Total height – Without extension / with 6" / 12" / 18"	9' 9" / 10' 3" / 10' 9" / 11' 3" (2,97 m) / (3,12 m) / (3,27 m) / (3,42)
	Number of augers (10 adjustable and reversible knives/auger)	3
	PTO HP required (41 RPM on auger)	180 HP
	PTO HP required with 2 speed gearbox (27 RPM on auger)	125 HP
SPECIFICATIONS	Discharge options	Front conveyor
	PTO drive/input	1000 RPM
	Metal thickness, tub floor (AR400 grade metal)*	3/4" (1,9 cm)
	Metal thickness, tub walls (AR235 grade metal)*	1/4" (0,6 cm)
	Metal thickness of the auger (AR400 grade metal)*	5/8" (1,5 cm)
	Weighing computer system	DG500 standard (SMART CONTROL optional)
TRUE-CUT™ restrictor blades	Standard	


# M600

Anderson's self-propelled and self-loading M600 mixers have been developed to save time when feeding large herds. These models perform a number of functions including loading and mixing different ingredients and finally distributing the rations accurately using a built-in weighing system. The M600 is a machine powered by a Deutz 6 cylinder engine and automatically driven via hydrostatic traction by the two gear motors placed on the rear wheels.

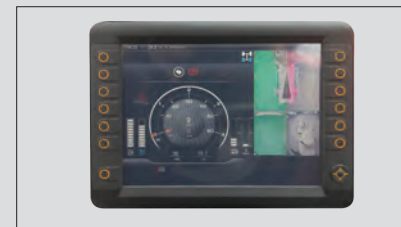


## FEATURES & OPTIONS

1. Capacity 600 ft<sup>3</sup>.
2. Reinforced tub floor provides longevity of the tub and also to the load cells by equalizing the weight uniformly.
3. TRI-CUT™, auger with 2-position adjustable and reversible knives (10 standard) and 2 sweeping dispensers ensuring a 30% faster and more consistent discharge.
4. Discharge options: rear conveyor.
5. Deutz 217 HP 6 cylinder engine tier IV final.
6. Industry's first hydraulic TRUE-CUT™ restrictor blades allows the operator to engage and disengage during the mixing process preventing all risks of overprocessing feed.
7. Milling head cutting width 6' 6" (2 m).
8. 4-point scale system.
9. Rolled side walls (not bent) for better flow of material, avoiding restriction around auger and naturally increased sturdiness.



PATENT PENDING



\* Details and technical specifications, see page 98.

### SMARTMIX™

### M600

	SMARTMIX™	M600
<b>CAPACITY</b>	Capacity of the tub – Including 12" extension	600 ft <sup>3</sup>
	Total height	10' 5" (3 m)
	Number of augers (10 adjustable and reversible knives/auger)	2
	Engine	Deutz 217 HP 6 cylinders
	Discharge options	Rear conveyor
<b>SPECIFICATIONS</b>	Hydrostatic drive	Standard
	Touch screen in-cab controls	Standard
	TRUE-CUT™ restrictor blades	Standard




# M800

Thanks to the speed and ease of operating of the twin auger self-propelled M800 is perfectly suited for large dairy or cattle farms who are looking for a high-precision, efficient method of feeding. Equipped with latest generation Deutz Tier IV final engines, these self-propelled mixers are known to have low fuel consumption.



## FEATURES & OPTIONS

1. Capacity 822 ft<sup>3</sup>.
2. Reinforced tub floor provides longevity of the tub and also to the load cells by equalizing the weight uniformly.
3. TRI-CUT™, auger with 2-position adjustable and reversible knives (10 standard) and 2 sweeping dispensers ensuring a 30% faster and more consistent discharge.
4. Discharge options: rear conveyor.
5. Deutz 245 HP 6 cylinder engine tier IV final.
6. Industry's first hydraulic TRUE-CUT™ restrictor blades allows the operator to engage and disengage during the mixing process preventing all risks of overprocessing feed.
7. Easy access to the engine and important parts for maintenance.
8. 4-point scale system.
9. Rolled side walls (not bent) for better flow of material, avoiding restriction around auger and naturally increased sturdiness.
10. Milling head cutting width 6' 6" (2 m).



\* Details and technical specifications, see pages 98

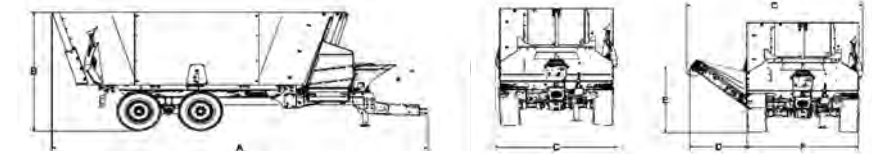
### SMARTMIX™

### M800

	SMARTMIX™	M800
<b>CAPACITY</b>	Capacity of the tub – Including 12" extension	822 ft <sup>3</sup>
	Total height	9' 7" (2.7 m)
	Number of augers (10 adjustable and reversible knives/auger)	2
	Engine	Deutz 245 HP 6 cylinders
	Discharge options	Rear conveyor
<b>SPECIFICATIONS</b>	Hydrostatic drive	Standard
	Touch screen in-cab controls	Standard
	TRUE-CUT™ restrictor blades	Standard

# TECHNICAL SPECIFICATIONS

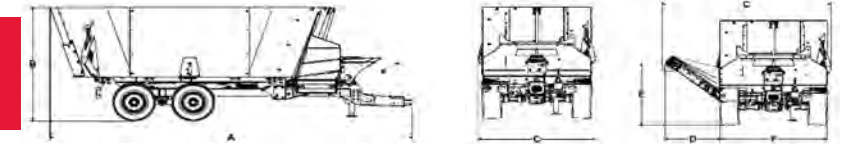
# SMARTMIX™



	A280ST SINGLE AUGER	A380ST SINGLE AUGER	A380FD SINGLE AUGER	A520ST TWIN AUGER	A520FD TWIN AUGER	
<b>DIMENSIONS</b>	Length (A)	14' 7" (4,44 m)	15' 9" (4,80 m)	18' 5" (5,61 m)	20' 2" (6,15 m)	23' (7,01 m)
	Height (B) no extension	8' 1" (2,47 m)	8' 10" (2,69 m)	8' 10" (2,69 m)	8' 6" (2,59 m)	8' 6" (2,59 m)
	6" capacity extension	8' 8" (2,64 m)	9' 4" (2,84 m)	9' 4" (2,84 m)	9' 0" (2,74 m)	9' 0" (2,74 m)
	12" capacity extension	9' 2" (2,80 m)	9' 10" (3,00 m)	9' 10" (3,00 m)	9' 6" (2,89 m)	9' 6" (2,89 m)
	18" capacity extension	9' 8" (2,95 m)	10' 4" (3,14 m)	10' 4" (3,14 m)	10' 0" (3,05 m)	10' 0" (3,05 m)
	Hay retention ring (additional height)	0" (0,00 m)	0" (0,00 m)	0" (0,00 m)	0" (0,00 m)	0" (0,00 m)
	Width without option	7' 6" (2,29 m)	8' 9" (2,67 m)	8' 1" (2,46 m)	8' 6" (2,59 m)	8' 5" (2,57 m)
	Incline conveyor 3ft (0,9 m) transport mode	8' 5" (2,57 m)	9' 9" (2,97 m)	9' 3" (2,82 m)	9' 5" (2,87 m)	9' 1" (2,76 m)
	Incline conveyor 3ft (0,9 m) working mode	9' 10" (3,00 m)	10' 11" (3,32 m)	10' 11" (3,33 m)	10' 7" (3,24 m)	10' 9 (3,28 m)
	Incline conveyor 4ft ( 1,2 m) transport mode	8' 6" (2,60 m)	9' 9" (2,97 m)	9' 3" (2,82 m)	9' 5" (2,87 m)	9' 1" (2,76 m)
	Incline conveyor 4ft ( 1,2 m) working mode	10' 6" (3,19 m)	11' 6" (3,51 m)	11' 6" (3,53 m)	11' 3" (3,42 m)	11' 4" (3,47 m)
	Incline conveyor 5ft ( 1,5 m) transport mode	8' 8" (2,64 m)	9' 9" (3,81 m)	9' 3" (2,82 m)	9' 5" (2,87 m)	9' 1" (2,76 m)
	Incline conveyor 5ft ( 1,5 m) working mode	11' 6" (3,50 m)	12' 6" (3,81 m)	12' 7" (3,85 m)	12' 3" (3,73 m)	12' 5" (3,78 m)
	Distance between wheels and discharge point (D)					
	Incline conveyor 3ft (0,9 m)	2' 6" (0,77 m)	2' 9" (0,84 m)	3' 2" (0,97 m)	2' 4" (0,7 m)	2' 6" (0,76 m)
	Incline conveyor 4ft ( 1,2 m)	3' 2" (0,97 m)	3' 4" (1,02 m)	3' 9" (1,16 m)	2' 11" (0,89 m)	3' 1" (0,95 m)
	Incline conveyor 5ft ( 1,5 m)	4' 2" (1,26 m)	4' 4" (1,33 m)	4' 10" (1,48 m)	3' 11" (1,2 m)	4' 2" (1,27 m)
	Discharge height ( E )					
	Floor(ST) / Belt(FD) to ground	30" (0,76 m)	35" (0,89 m)	32" (0,81 m)	34" (0,86 m)	30" (0,76 m)
	Incline conveyor 3ft (0,9 m)	3' 4" (1,03 m)	3' 10" (1,17 m)	3' 5" (1,05 m)	3' 8" (1,11 m)	3' 3" (0,99 m)
Incline conveyor 4ft ( 1,2 m)	3' 11" (1,20 m)	4' 4" (1,33 m)	3' 11" (1,20 m)	4' 2" (1,27 m)	3' 9" (1,15 m)	
Incline conveyor 5ft ( 1,5 m)	4' 9" (1,46 m)	5' 2" (1,58 m)	4' 9" (1,45 m)	5' 0" (1,54 m)	4' 7" (1,41 m)	
Outside width of the wheels (F)	7' 1" (2,17 m)	6' 9" (2,06 m)	6' 9" (2,06 m)	8' 1" (2,46 m)	8' 1" (2,46 m)	
<b>CAPACITY</b>	Capacity (no capacity extension)	282 ft³ (8 m³)	380 ft³ (10,8 m³)	380 ft³ (10,8 m³)	520 ft³ (14,7 m³)	520 ft³ (14,7 m³)
	6" capacity extension	310 ft³ (8,8 m³)	416 ft³ (11,8 m³)	416 ft³ (11,8 m³)	568 ft³ (16 m³)	568 ft³ (16 m³)
	12" capacity extension	338 ft³ (9,5 m³)	453 ft³ (12,8 m³)	453 ft³ (12,8 m³)	617 ft³ (17,5 m³)	617 ft³ (17,5 m³)
	18" capacity extension	367 ft³ (10,4 m³)	490 ft³ (13,8 m³)	490 ft³ (13,8 m³)	666 ft³ (18,8 m³)	666 ft³ (18,8 m³)
	Number of Auger	1	1	1	2	2
<b>SPECIFICATIONS</b>	PTO Drive Standard specification	540 RPM 1" 3/8 Z6	540 RPM 1" 3/8 Z6	540 RPM 1" 3/8 Z6	540 RPM 1" 3/8 Z6	540 RPM 1" 3/8 Z6
	PTO Drive Option specification	N/A	1000 RPM 1" 3/8 Z21	1000 RPM 1" 3/8 Z21	1000 RPM 1" 3/8 Z21	1000 RPM 1" 3/8 Z21
	2 speed Gear Box	N/A	Optional	Optional	Optional	Optional
	2 speed Gear Box and ratio	N/A	D732, 1;1,5 540RPM	D732, 1;1,5 540RPM	C3A-R, 1;1,5 540RPM C3A-R, 1,8;2,7 1000RPM	C3A-R, 1;1,5 540RPM C3A-R, 1,8;2,7 1000RPM
	PTO HP Requirement (Low Speed)	N/A	60/65/70/75	60/65/70/75	65/75/85/95	65/75/85/95
	PTO HP Requirement (High Speed)	70/75/80/85	85/90/95/100	85/90/95/100	100/110/120/130	100/110/120/130
	Auger RPM – Low Speed	N/A	27 RPM	27 RPM	27 RPM	27 RPM
	Auger RPM – Standard High speed	41 RPM	41 RPM	41 RPM	41 RPM	41 RPM
	Standard planetary model and ratio configuration	2002 @13,4	2002 @13,4	2002 @13,4	2002 @13,4	2002 @13,4
	Optionnal Planetary	N/A	N/A	N/A	N/A	N/A
	Floor Thickness (AR400 grade)	5/8"	5/8"	5/8"	5/8"	5/8"
	Sidewall Thickness (AR235 grade)	1/4"	1/4"	1/4"	1/4"	1/4"
	Flighting Thickness (AR400 grade)	5/8"	5/8"	5/8"	5/8"	5/8"
	Standard knives per auger	10	10	10	10	10
	Drive line security	Shear bolt	Shear bolt	Shear bolt	Shear bolt	Shear bolt
	Hydraulic flow requirement	10-15 US gal/min 37-56 L/min	10-15 US gal/min 37-56 L/min	10-15 US gal/min 37-56 L/min	10-15 US gal/min 37-56 L/min	10-15 US gal/min 37-56 L/min
	Hydraulic pressure	160-200 bars (2300 - 2900 psi)	160-200 bars (2300 - 2900 psi)	160-200 bars (2300 - 2900 psi)	160-200 bars (2300 - 2900 psi)	160-200 bars (2300 - 2900 psi)
	Load cell	3	3	3	3	3
	Scale system	DG500 (standard) Smart Control (optional)	DG500 (standard) Smart Control (optional)	DG500 (standard) Smart Control (optional)	DG500 (standard) Smart Control (optional)	DG500 (standard) Smart Control (optional)
	Machine Weight	2950kg (6490 lb)	3700kg (8140 lb)	4000kg (8800 lb)	5700kg (12540 lb)	6000kg (13200 lb)
	Utility load capacity	3820kg (8405 lb)	5310kg (11 682 lb)	5010kg (11 020 lb)	7120kg (15 665 lb)	6820kg (15 000 lb)
	Maximum speed	40 km/h (25 mph)	40 km/h (25 mph)	40 km/h (25 mph)	40 km/h (25 mph)	40 km/h (25 mph)
Axle Standard specification	Single	Single	Single	Single	Single	
Wheels Standard specifications	15,0/55-17 26 PLY	15,0/55-17 26 PLY	15,0/55-17 26 PLY	385/65R22.5-20	385/65R22.5-20	
Axle - option	N/A	N/A	N/A	N/A	N/A	
Wheels Option specifications	N/A	N/A	N/A	N/A	N/A	
Wheels pressure specifications	7,1 bar (103 psi)	7,1 bar (103 psi)	7,1 bar (103 psi)	9 bar (130 psi)	9 bar (130 psi)	

# TECHNICAL SPECIFICATIONS

# SMARTMIX™



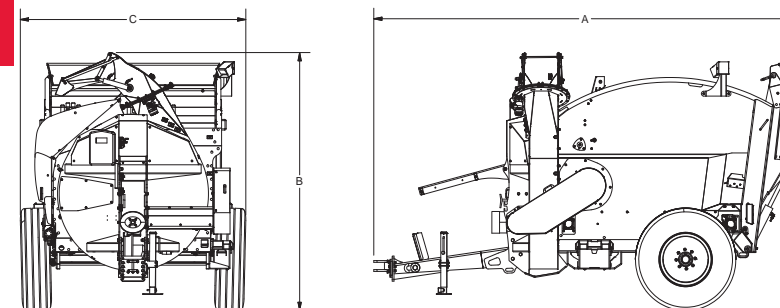
	A700ST TWIN AUGER	A700FD TWIN AUGER	A950FD TRIPLE AUGER	A1230FD TRIPLE AUGER	
<b>DIMENSIONS</b>	Length (A)	24' (7,32 m)	26' 2" (7,98 m)	32' 2" (9,80 m)	35' 8" (10,87 m)
	Height (B) no extension	9' 2" (2,80 m)	9' 2" (2,80 m)	9' 9" (3,00 m)	9' 9" (3,00 m)
	6" capacity extension	9' 8" (2,95 m)	9' 8" (2,95 m)	10' 3" (3,15 m)	10' 3" (3,15 m)
	12" capacity extension	10' 2" (3,01 m)	10' 2" (3,01 m)	10' 9" (3,30 m)	10' 9" (3,30 m)
	18" capacity extension	10' 8" (3,25 m)	10' 8" (3,25 m)	11' 3" (3,45 m)	11' 3" (3,45 m)
	Hay retention ring (additional height)	0" (0,00 m)	0" (0,00 m)	0" (0,00 m)	0" (0,00 m)
	Width without option	8' 9" (2,68 m)	8' 9" (2,67 m)	8' 6" (2,58 m)	9' 4" (2,85 m)
	Incline conveyor 3ft (0,9 m) transport mode	9' 8" (2,95 m)	9' 2" (2,8 m)	9' 1" (2,77 m)	9' 7" (2,93 m)
	Incline conveyor 3ft (0,9 m) working mode	10' 10" (3,31 m)	10' 11" (3,33 m)	10' 6" (3,2 m)	11' (3,36 m)
	Incline conveyor 4ft ( 1,2 m) transport mode	9' 8" (2,95 m)	9' 2" (2,8 m)	9' 1" (2,77 m)	10' 6" (3,21 m)
	Incline conveyor 4ft ( 1,2 m) working mode	11' 6" (3,5 m)	11' 7" (3,52 m)	11' 1" (3,37 m)	11' 7" (3,53 m)
	Incline conveyor 5ft ( 1,5 m) transport mode	9' 8" (2,95 m)	9' 2" (2,8 m)	9' 1" (2,77 m)	10' 6" (3,21 m)
	Incline conveyor 5ft ( 1,5 m) working mode	12' 6" (3,81 m)	12' 7" (3,84 m)	11' 11" (3,65 m)	12' 6" (3,8 m)
	Distance between wheels and discharge point (D)				
	Incline conveyor 3ft (0,9 m)	2' 1" (0,64 m)	2' 6" (0,77 m)	2' 2" (0,65 m)	2' 2" (0,66 m)
	Incline conveyor 4ft ( 1,2 m)	2' 8" (0,83 m)	3' 2" (0,96 m)	2' 8" (0,82 m)	2' 9" (0,83 m)
	Incline conveyor 5ft ( 1,5 m)	3' 9" (1,13 m)	4' 2" (1,28 m)	3' 7" (1,1 m)	3' 8" (1,11 m)
	Discharge height ( E )				
	Floor(ST) / Belt(FD) to ground	43" (1,09 m)	39" (0,99 m)	40" (1,02 m)	40" (1,02 m)
	Incline conveyor 3ft (0,9 m)	4' 6" (1,38 m)	4' 1" (1,24 m)	4' 6" (1,38 m)	4' 6" (1,37 m)
Incline conveyor 4ft ( 1,2 m)	5' 1" (1,55 m)	4' 7" (1,39 m)	5' 1" (1,57 m)	5' 1" (1,55 m)	
Incline conveyor 5ft ( 1,5 m)	5' 11" (1,82 m)	5' 5" (1,65 m)	6' 1" (1,87 m)	6' 1" (1,85 m)	
Outside width of the wheels (F)	8' 1" (2,46 m)	8' 1" (2,46 m)	8' 8" (2,54 m)	8' 8" (2,54 m)	
<b>CAPACITY</b>	Capacity (no capacity extension)	695 ft³ (19,7 m³)	695 ft³ (19,7 m³)	953 ft³ (27,0 m³)	1236 ft³ (35 m³)
	6" capacity extension	762 ft³ (21,6 m³)	762 ft³ (21,6 m³)	1038 ft³ (29,4 m³)	1348 ft³ (38,2 m³)
	12" capacity extension	829 ft³ (23,5 m³)	829 ft³ (23,5 m³)	1125 ft³ (31,9 m³)	1461 ft³ (41,4 m³)
	18" capacity extension	897 ft³ (25,4 m³)	897 ft³ (25,4 m³)	1212 ft³ (34,3 m³)	1575 ft³ (44,6 m³)
	Number of Auger	2	2	3	3
<b>SPECIFICATIONS</b>	PTO Drive Standard specification	1000 RPM 1" 3/8 Z21	1000 RPM 1" 3/8 Z21	1000 RPM 1" 3/8 Z21	1000 RPM 1" 3/4 Z20
	PTO Drive Option specification	1000 RPM 1"3/4 Z20 / 540 RPM 1" 3/8 Z6	1000 RPM 1"3/4 Z20 540 RPM 1" 3/8 Z6	1000 RPM 1" 3/4 Z20	1000 RPM 1" 3/8 Z21
	2 speed Gear Box	Optional	Optional	Standard	Optional
	2 speed Gear Box and ratio	C3A-R, 1;1,5 540RPM C3A-R, 1,8;2,7 1000RPM	C3A-R, 1;1,5 540RPM C3A-R, 1,8;2,7 1000RPM	A613R, 1,8;2,7 @ 2spd	A614R, 1,1,8;3,2@ 3 spd
	PTO HP Requirement (Low Speed)	85/95/105/115	85/95/105/115	95/105/115/125	125/140/155/170
	PTO HP Requirement (High Speed)	120/130/140/150	120/130/140/150	145/160/175/190	180/200/220/240
	Auger RPM – Low Speed	25 RPM (18 RPM EHD)	27 RPM	22 RPM	22 RPM / 10 RPM
	Auger RPM – Standard High speed	39 RPM (33 RPM EHD)	41 RPM	33 RPM	33 RPM
	Standard planetary model and ratio configuration	2003 @25.89	2003 @25.89	2103 @29.9	3002 @30.24
	Optionnal Planetary	2103 @ 29.9 EHD 1000 RPM / 2002 @ 13.4 540 RPM	2103 @ 29.9 EHD 1000 RPM 2002 @ 13.4 540 RPM	N/A	N/A
	Floor Thickness (AR400 grade)	3/4"	3/4"	3/4"	3/4"
	Sidewall Thickness (AR235 grade)	1/4"	1/4"	1/4"	1/4"
	Flighting Thickness (AR400 grade)	5/8"	5/8"	5/8"	5/8"
	Standard knives per auger	10	10	10	12
	Drive line security	Shear bolt	Shear bolt	Shear bolt	Shear clutch
	Hydraulic flow requirement	10-15 US gal/min 37-56 L/min	10-15 US gal/min 37-56 L/min	10-15 US gal/min 37-56 L/min	10-15 US gal/min 37-56 L/min
	Hydraulic pressure	160-200 bars (2300 - 2900 psi)	160-200 bars (2300 - 2900 psi)	160-200 bars (2300 - 2900 psi)	160-200 bars (2300 - 2900 psi)
	Load cell	4	4	6	6
	Scale system	DG500 (standard) Smart Control (optional)	DG500 (standard) Smart Control (optional)	DG500 (standard) Smart Control (optional)	DG500 (standard) Smart Control (optional)
	Machine Weight	7230 kg (15910 lb)	8090 kg (17800 lb)	11500 kg (25300 lb)	13000 kg (28600 lb)
Utility load capacity	10410 kg (22900 lb)	9550 kg (21010 lb)	16500 kg (36300 lb)	16500 kg (36300 lb)	
Maximum speed	40 km/h (25 mph)	40 km/h (25 mph)	40 km/h (25 mph)	40 km/h (25 mph)	
Axle Standard specification	Single	Single	Tandem	Tandem	
Wheels Standard specifications	275/70R22.5 (DOUBLE)	275/70R22.5 (DOUBLE)	275/70R22.5 (DOUBLE)	275/70R22.5 (DOUBLE)	
Axle - option	Tandem	Tandem	Tridem / self steering axle	Tridem / self steering axle	
Wheels Option specifications	445/45R19,5	445/45R19,5	445/45R19,5	445/45R19,5	
Wheels pressure specifications	9 bar (130 psi)	9 bar (130 psi)	9 bar (130 psi)	9 bar (130 psi)	

# TECHNICAL SPECIFICATIONS

## SMARTMIX™

SMARTMIX		M600 SELF-PROPELLED	M800 SELF-PROPELLED
DIMENSIONS	Overall length (m) - A	34' 5" (10,3 m)	37' 4" (11,2 m)
	Overall width (m) - B	8' 1" (2,4 m)	8' 1" (2,4 m)
	Overall height (m) - C	10' 5" (3 m)	9' 7" (2,7 m)
	Overall weight (kg)	14 000 kg (30 864 lb)	14 500 kg (31 967 lb)
CAPACITY	Capacity 12' extension	600 ft³ (16,9 m³)	822 ft³ (23,2 m³)
	Auger	2	2
SPECIFICATIONS	HD planetary gear box	2	2
	Hydrostatic drive	Standard	Standard
	TRUE-CUT™ restrictor blades	Standard	Standard
	Cutting knife (10/Auger)	Standard	Standard
	Light kit	Standard (6)	Standard (6)
	(4) Tires 495/45R22.5 Goodyear (4 wheel drive - 4 direction wheels)	Standard	Standard
	Ladder	Standard	Standard
	Touch screen in-cab controls	Standard	Standard
	Engine	Deutz 217 HP 6 Cyl	Deutz 245 HP 6 Cyl

## BALE PROCESSOR



BALE BLOWER AND FEEDER		PRO-CHOP 150
DIMENSIONS	Overall width (m)	7' 11" (2,41 m)
	Overall height (m)	8' 11" (2,71 m)
	Overall length (m)	14' 8" (4,52 m)
	Overall weight (kg)	3000 kg (6615 lb)
	Bale chamber (W × H × L)	5' 4" × 3' 9" × 6' 5" (1,65 x 1,20 x 2 m)
	Bale chamber capacity	152 cu ft (4 m³)
BALE	Type of bales	Straw-hay-baleage
	Round Bale Capacity	1 bale up to 6' × 5' long (1,9 m × 1,5 m) or 2 bales 5' × 5' long (1,5 m × 1,5 m)
	Square Bale Capacity	4' × 4' × 9' (1,2 m × 1,3 m × 2,8 m)
	Maximum bale(s) weight	1250 kg (2755 lb)
SPECIFICATIONS	Maximum discharge distance	Up to 60' (18 m) on the right side and up to 40' (12 m) on the left side
	Controls	Electrical with conveyor speed adjustment
	Chute rotation	270°
	Tires	315 × 80 R 22.5 L
	Tractor mounting	Double plate hitch
	Number of blower paddles	8
	Number of knives	264
	Number of discs on rotor	22
	Tractor Minimum Hydraulic Flow	9 Gal/min (35 litres/min)
	Tractor Minimum Hydraulic Pressure	2300-2900 psi
	Tractor Minimum HP requirements	80 HP
	Tractor hydraulic requirements	1
PTO requirement	540 RPM	

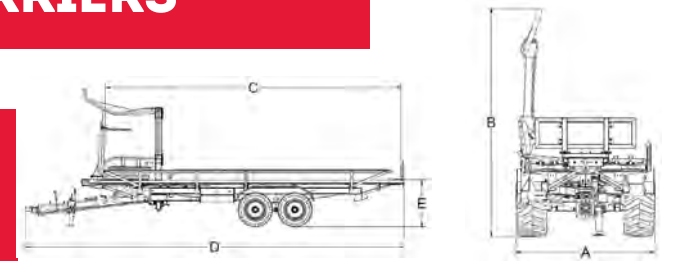
# TECHNICAL SPECIFICATIONS

	TRB1000	RBM1400	RBM2000	RBMPRO 2000	TSR3450	STACKPRO 5400	STACKPRO 7200	
<b>DIMENSIONS</b>	Width – A	8' 5" (2,6 m)	8' 3" (2,55m)	8' 3" (2,55m)	8' 3" (2,55m)	8' 5" (2,6 m)	8' 3" (2,43 m)	
	Overall width (including loading arm)	9' 1" (2,8 m)	8' 3" (2,55m)	8' 3" (2,55m)	8' 3" (2,55m)	9' 8" (3 m)	8' 3" (2,43 m)	
	Height – C	7' 5" (2,3 m)	11' 8" (3,61m)	11' 8" (3,61m)	12' 1" (3,71m)	7' 9" (2,4 m)	12' 6" (3,86 m)	12' 8" (3,91m)
	Overall height (including loading arm)	12' 6" (3,8 m)	11' 9" (3,64m)	12' (3,68m)	12' 5" (3,81m)	9' 8" (3 m)	12' 6" (3,86 m)	12' 8" (3,91m)
	Bed height	3' 9" (1,2 m)	4' (1,22m)	4' (1,22m)	5' (1,55m)	4' 4" (1,4 m)	5' 8" (1,78 m)	14' 2" (1,80m)
	Overall length – E	24' 9" (7,6 m)	38' 5" (11,76m)	38' 5" (11,76m)	38' 5" (11,76m)	37' 6" (11,5 m)	35' 5" (10,85 m)	39' (11,91m)
	Overall weight	3010 kg (6636 lb)	5508 kg (12145 lb)	5828 kg (12850 lb)	7100 kg (15650 lb)	6890 kg (15 189 lb)	10 160 kg (22 400 lb)	11 350 kg (25 022 lb)
	Empty Weight on tow bar	680 kg (1499 lb)	1458 kg (3215 lb)	1636 kg (3607 lb)	1720 kg (3800 lb)	1290 kg (2844 lb)	1 655 kg (3650 lb)	1261 kg (2782 lb)
<b>BALE</b>	Round bale diameter	Up to 5'6" (1,65 m)	Up to 6' (1,8 m)	Up to 6' (1,8 m)	Up to 5' (1,5 M)	N/A	N/A	
	Square bale	N/A	N/A	N/A	N/A	Up to 4' x 4' (120 cm x 120 cm)	Up to 130 cm x120 cm (51"x48")	
	Bale type	Baleage /dry hay/ straw	Baleage /dry hay/ straw	Baleage /dry hay/ straw	Baleage /dry hay/ straw & wrapped bales	Baleage /dry hay/ straw	Baleage /dry hay/ straw	
<b>SPECIFICATIONS</b>	Loading capacity on axle (including bale carrier weight)	12 245 kg (27 000 lb)	19 000 kg (41 890 lb)	19 000 kg (41 890 lb)	19 000 kg (41 890 lb)	19 000 kg (41 890 lb)	19 000 kg (41 890 lb)	
	Hydraulic unloading	Standard	Standard	Standard	Standard	Standard	Standard	
	Unloading angle	40°	15°	15°	15°	35°	90°	
	Hydraulic push ramp system	Standard	Standard	Standard	Standard	Standard	Automatic	
	Full charge indicator	Standard	Standard	Standard	Standard	Standard	Standard	
	Double plate hitch	Standard	Standard	Standard	Standard	Standard	Standard	
	Road lights	Standard	Standard	Standard	Standard	Standard	Standard	
	Tandem axle	Standard	Standard	Standard	Standard	Standard	Standard	
	Safety chain	Standard	Standard	Standard	Standard	Standard	Standard	
	Self-loading arm design	Tubular round	Tubular round	Tubular round	Tubular round	Hydraulic clamp	Hydraulic clamp	
	Able to load a second row of bales	N/A	N/A	Telescopic arm	Telescopic arm	Scisor platform	Platform	
	Tires	400/60-22,5	550/45-22,5	550/45-22,5	550/45-22,6	550/45-22,5	550/45-22,5	
	Tractor Minimum Hydraulic Flow	10 gal/min (37 litres/min)	10 gal/min (38 L/min)	10 gal/min (38 L/min)	15 gal/min (60 L/min)	10 gal/min (37 litres/min)	10 gal/min (37 litres/min)	
	Tractor Minimum Hydraulic Pressure	151 bar (2200 psi)	172 bar (2500 psi)	172 bar (2500 psi)	190 bar (2800 psi)	172 bar (2500 psi)	172 bar (2500 psi)	
	HP requirements	100 HP	115 HP	130 HP	130 HP	130 HP	150 HP	
	Tractor Remote outlets required	3	3	2	3 + LS	2	3	
	PTO Speed / PTO shaft	N/A	N/A	N/A	N/A	N/A	1000 RPM/1 3/8-Z21	
Controls	Tractor's hydraulic circuit	Tractor's hydraulic circuit	Fingertip joystick	Touchscreen display	Joystick	Touchscreen display		

\* This model requires a total unloading clearance of 334" (8.52 m).

# SELF-LOADING BALE CARRIERS

## BALE LOADING CAPACITY AND SPEED



### CAPACITY AND SPEED OF TRAILERS

	TRB1000	RBM1400	RBM2000	RBMPRO 2000	TSR3450	STACKPRO 5400	STACKPRO 7200
<b>CAPACITY</b>							
Round bale 4' x 4' diameter (1,2 m x 1,2 m)	10	14	20	20	N/A	N/A	N/A
Round bale 4' x 5' diameter (1,2 m x 1,5 m)	10	14	20	20	N/A	N/A	N/A
Round bale 4' x 6' diameter (1,2 m x 1,8 m)	10	14	20	N/A	N/A	N/A	N/A
Round bale 5' x 5" diameter (1,5 m x 1,5 m)	8	12	17	17	N/A	N/A	N/A
Round bale 5' x 6' diameter (1,5 m x 1,8 m)	8	12	17	N/A	N/A	N/A	N/A
Square bale 3' x 3' x 8' long (90 cm x 90 cm x 2,4 m)	N/A	N/A	N/A	N/A	19	18	27
Square bale 4' x 3' x 8' long (1,2 m x 90 cm x 2,4 m)	N/A	N/A	N/A	N/A	14	12	16
Square bale 4' x 4' x 8' long (1,2 m x 1,2 m x 2,4 m)	N/A	N/A	N/A	N/A	7	8	12
Capacité de levage du bras de chargement	1135 kg (2500 lb)	1135 kg (2500 lb)	1135 kg (2500 lb)	1135 kg (2500 lb)	1135 kg (2500 lb)	1135 kg (2500 lb)	1135 kg (2500 lb)
Charge utile maximale (25km/h)	10 490 kg (23 130 lb)	13 490 kg (29 740 lb)	13 300 kg (29 320 lb)	11 900 kg (26 230 lb)	12 110 kg (26 700 lb)	8840 kg (19 490 lb)	7650 kg (16 870 lb)
Charge utile maximale (40km/h)	10 490 kg (23 130 lb)	11 990 kg (26 430 lb)	11 800 kg (26 010 lb)	10 400 kg (22 930 lb)	10 610 kg (23 390 lb)	7340 kg (16 180 lb)	6150 kg (13 560 lb)
Charge utile maximale (50km/h)	10 490 kg (23 130 lb)	10 250 kg (22 600 lb)	10 060 kg (22 180 lb)	8660 kg (19 090 lb)	8870 kg (19 550 lb)	5600 kg (12 350 lb)	4410 kg (9 720 lb)

### BALES PER HOUR TRANSPORTED

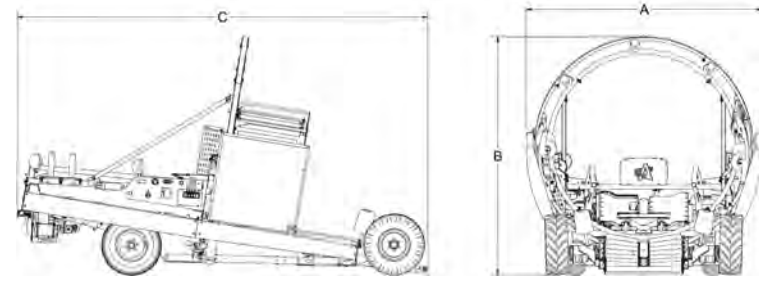
					3' x 3'	3' x 4'	3' x 3'	3' x 4'	3' x 3'	3' x 4'
On a distance of 0,62 mile (1 km)	55	65	75	75	75	65	90	72	108	85
On a distance of 1,24 mile (2 km)	36	45	55	55	55	45	66	50	84	61
On a distance of 1,86 mile (3 km)	26	34	43	43	43	34	52	39	68	48
On a distance of 2,48 miles (4 km)	21	27	36	36	36	27	43	31	58	39
On a distance of 3,10 miles (5 km)	17	23	30	30	30	23	37	26	50	33

### TIRE CHART

Dimensions	Rim	Width inches (mm)	Diameter inches (mm)	Maximum load per wheels at 40 km/hr lb (kg)	Inflation pressure psi (bar)	Ply plies
400/60-22,5	22,5	16 po (400 mm)	42,1 po (1070 mm)	4000 kg (8820 lb)	51 psi (3,5 bar)	16
550/45-22,5	22,5	22 po (550 mm)	42,1 po (1070 mm)	4375 kg (9645 lb)	40 psi (2,8 bar)	16

# TECHNICAL SPECIFICATIONS

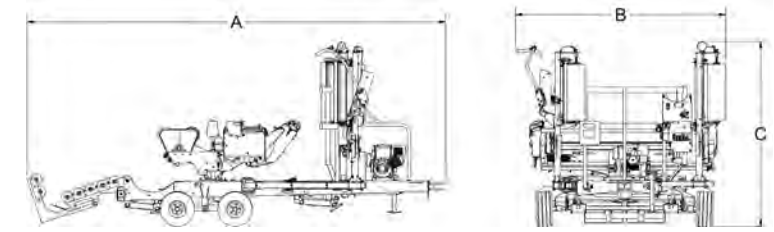
## INLINE WRAPPERS



	NWS660	IFX720	HYBRID X	EVOLUTION	
<b>DIMENSIONS</b>	Overall width – A	9' 10" (2,99 m)	9' 10" (2,99 m)	9' 8" (3 m)	12' 1" (3,73 m)
	Overall width (in transport mode)	9' 1" (2,77 m)	9' 1" (2,77 m)	8' 5" (2,56 m)	11' (3,35 m)
	Overall height – B	9' 9" (2,98 m)	9' 9" (2,98 m)	9' 4" (2,87 m)	12' (3,67 m)
	Overall length	18' 5" (5,64 m)	18' 6" (5,64 m)	18' 9" (5,74 m)	21' (6,43 m)
	Overall length (in transport mode)	16' 9" (5,12 m)	17' (5,18 m)	16' 9" (5,12 m)	17' 3" (5,29 m)
	Overall weight	2100 kg (4629 lb)	2150 kg (4739 lb)	2500 kg (5511 lb)	3060 kg (6746 lb)
	Weight on tow bar	430 kg (947 lb)	480 kg (1058 lb)	410 kg (903 lb)	670 kg (1477 lb)
<b>BALE</b>	Round bale diameter**	Up to 6' (1,8 m)	Up to 6' (1,8 m)	Up to 6' (1,8 m)	Up to 6' (1,8 m)
	Round bale length	Up to 5' (1,5 m)	Up to 5' (1,5 m)	Up to 5' (1,5 m)	Up to 5' (1,5 m)
	Square bale	N/A	N/A	3' x 3' (80 x 90 cm) or 4' x 3' (90 x 120 cm) Up to 6' (1,8 m)	3' x 3' (80 x 90 cm) or 4' x 4' (120 x 120 cm) Up to 6' (1,8 m) (single or double stacked)
	Wrapping speed*	Up to 180 bales/h	Up to 180 bales/h	Up to 180 bales/h	Up to 120 bales/h
<b>SPECIFICATIONS</b>	Aluminum film stretcher	2 x 30" (750 mm)	2 x 30" (750 mm) or 4 x 30" (optional)	4 x 30" (750 mm)	4 x 30" (750 mm)
	Engine	13 HP Honda	13 HP Honda	13 HP Honda (20 HP optional)	20 HP Honda
	Final bale push off	Manual	XTRACTOR™ automatic system	XTRACTOR™ automatic system	XTRACTOR™ automatic system
	Bed shape	V-shaped for round bales	V-shaped for round bales	Flat or V-shaped for all type bales	Flat for square bales
	Bale guides for alignment	Ajustable	Ajustable	Ajustable	Ajustable
	Bale guides rollers	2	2	2	2
	Leveling system	Hydraulic jack	Hydraulic lifting axle	Hydraulic lifting axle	Hydraulic jack
	Road lights	Standard	Standard	Standard	Standard
	Hoop speed	Adj. flow control valve	Adj. flow control valve	Adj. flow control valve	Adj. flow control valve
	Traction Tires	29 x 12,5-15	29 x 12,5-15	29 x 12,5-15	31 x 15,5-15
	Rear tires	11L-15	11L-15	11L-15	12,5L-15
	Hydraulic tail gate	Standard	Fixed	Standard	Standard
	Auto-locking wheels	Standard	Standard	Standard	Standard
	Adjustable hydraulic compaction system	Standard	Standard	Standard	Standard

\* Speed based on wrapping 4' bales.  
\*\* Based on perfectly shaped 6' bales

## INDIVIDUAL WRAPPERS



	RB200	RB400	RB500	RB600	RB600 E	RB580	680HS	800HS	
<b>DIMENSIONS</b>	Overall width – B	62 1/4" (1,53 m)	6' 9" (2,1 m)	6' 9" (2,1 m)	6' 9" (2,1 m)	6' 9" (2,1 m)	8' 5" (2,56 m)	7' 4" (2,26 m)	7' 6" (2,34 m)
	Overall height – C	73" (1,85 m)	6' 8" (2,1 m)	6' 8" (2,1 m)	6' 8" (2,1 m)	6' 8" (2,1 m)	9' 8" (2,98 m)	8' 5" (2,60 m)	8' 4" (2,57 m)
	Overall length – A	100 7/8" (2,54 m)	10' 10" (3,3 m)	10' 10" (3,3 m)	10' 10" (3,3 m)	10' 10" (3,3 m)	15' 7" (4,77 m)	15' 7" (4,77 m)	18' 2" (5,56 m)
	Overall weight	612 kg (1350 lb)	700 kg (1543 lb)	750 kg (1653 lb)	800 kg (1763 lb)	900 kg (1984 lb)	1680 kg (3703 lb)	1455 kg (3207 lb)	2050 kg (4519 lb)
<b>BALE CAPACITY</b>	Round bale diameter	Up to 5' 6" (1,65 m)	Up to 5' 6" (1,65 m)	Up to 5' 6" (1,65 m)	Up to 5' 6" (1,65 m)	Up to 5' 6" (1,65 m)	Up to 6' (1,8 m)	Up to 6' (1,8 m)	Up to 6' (1,8 m)
	Round bale length	Up to 5' (1,5 m)	Up to 5' (1,5 m)	Up to 5' (1,5 m)	Up to 5' (1,5 m)	Up to 5' (1,5 m)	Up to 5' (1,5 m)	Up to 5' (1,5 m)	Up to 5' (1,5 m)
	Square bale	N/A	N/A	N/A	N/A	N/A	N/A	N/A	3' x 3' up to 6'
	Wrapping speed	Up to 30 bales/h	Up to 40 bales/h	Up to 40 bales/h	Up to 40 bales/h	Up to 40 bales/h	Up to 40 bales/h	Up to 75 bales/h	Up to 75 bales/h
	Wrapping process	Manual	Manual	Manual	Automatic	Automatic	Manual	Automatic	Automatic
Mode	3 point hitch	Stationary	Stationary	Stationary	Stationary	Pulled behind	Stationary	Stationary	
<b>SPECIFICATIONS</b>	Aluminum film stretcher	1 x 30" (750 mm)	1 x 30" (750 mm)	1 x 30" (750 mm)	1 x 30" (750 mm)	1 x 30" (750 mm)	1 x 30" (750 mm) or 2 x 30" (optional)	1 x 30" (750 mm) or 2 x 30" (optional)	1 x 30" (750 mm) or 2 x 30" (optional)
	Engine	N/A	N/A	N/A	N/A	13 HP Honda (18 A)	N/A	13 HP Honda (18 A)	13 HP Honda (18 A)
	Bale dumper	N/A	N/A	N/A	N/A	N/A	3 positions	1 position or 3 positions (optional)	Bale receiver platform
	Bale guides rollers	Standard	Standard	Standard	Standard	Standard	Standard	Standard	Standard
	Leveling system	N/A	N/A	N/A	N/A	N/A	N/A	Front & rear stabilizers	Front & rear stabilizers
	Road lights	N/A	N/A	N/A	N/A	N/A	For tractor	For truck	For truck
	Night Work lights	N/A	N/A	N/A	N/A	Standard	N/A	Standard	Standard
	Tires	N/A	18,5 x 8,5-8 (215/60-8)	18,5 x 8,5-8 (215/60-8)	18,5 x 8,5-8 (215/60-8)	18,5 x 8,5-8 (215/60-8)	26 x 12-12 (300/60-12)	26 x 12-12 (300/60-12)	20,5 x 8-10 (205/65-10)
	High floatation Tires	N/A	N/A	N/A	N/A	N/A	Standard	Standard	Standard
	Plastic cut & hold system	Plastic cut only	N/A	Mechanical	Mechanical	Mechanical	Mechanical	Hydraulic	Hydraulic
	Self-loading arm	N/A	N/A	N/A	N/A	N/A	Standard	N/A	N/A
	Electronic bale counter	Standard	Standard	Standard	Standard	Standard	Standard	Standard	Standard
Tractor Minimum Hydraulic Flow	8 gal/min (30 litres/min)	8 gal/min (30 litres/min)	8 gal/min (30 litres/min)	8 gal/min (30 litres/min)	Not required	8 gal/min (30 litres/min)	Not required	Not required	
Tractor Minimum Hydraulic Pressure	2200 psi	2200 psi	2200 psi	2200 psi	Not required	2200 psi	Not required	Not required	

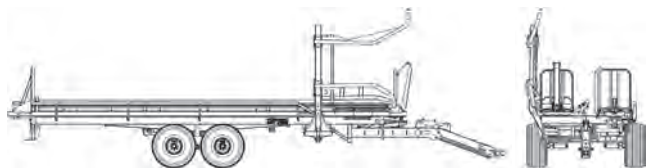
POWERED by  
**HONDA**™

POWERED by  
**HONDA**™

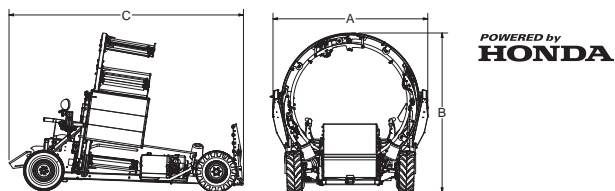
# TECHNICAL SPECIFICATIONS

## WRAPTOR™

### TRAILER



### INLINE WRAPPER



WRAPTOR™		TRAILER	INLINE WRAPPER
DIMENSIONS	Width	8' 4" (2,5 m)	9' 6" (2,8 m)
	Overall width (including loading arm) – A	9' 8" (3 m)	In transport mode 8' 5" (2,5 m)
	Height – B	8' 8" (2,7 m)	9' 7" (2,9 m)
	Overall height (including loading arm) – C	12' (3,6 m)	9' 7" (2,9 m)
	Bed height	4' 6" (1,4 m)	N/A
	Overall length – D	41' 3" (12,6 m)	14' 6" (4,4 m)
	Overall weight	5300 kg (11 690 lb)	1620 kg (3570 lb)
Weight on tow bar	875 kg (1925 lb)	550 kg (1215 lb)	
BALE	Round bale diameter	Up to 5' (1,5 m)	Up to 5' (1,5 m)
	Square bale	N/A	N/A
	Bale type	Baleage & dry hay	Baleage & dry hay

TRAILER		INLINE WRAPPER		
SPECIFICATIONS	Loading capacity on axle (including bale carrier weight)	18 143 kg (40 000 lb)	Aluminum film stretcher	4 × 30" (750 mm)
	Utility load capacity	12 840 kg (28 310 lb)	Engine	13 HP Honda
	Hydraulic unloading	Standard	Final bale push off	With the trailer pusher
	Pusher travel stocke	5' 1" to 7' (1,5 to 2,1 m)	Bed shape	V-shaped for round bales
	Hydraulic push ramp system	Standard	Bale guides for alignment	Ajustable
	Full charge indicator	Standard	Bale guides rollers	2
	Double plate hitch	Standard	Leveling system	Hydraulic jack
	Road lights	Standard	Road lights for tractor	Standard
	Steerable Tandem axle	Standard	Hoop speed	Adj. flow control valve
	Self-loading arm design	Tubular round	Traction Tires	29 × 12,5-15
	Tilting tow bar for easy hook-up to wrapper	Standard	Rear tires	11 L-15
	Adjustable lateral ramp according to bale dimension	Standard	Hydraulic tail gate	Standard
	Camera	Standard	Auto-locking wheels	Standard
	Tires	550/45-22,5	Adjustable hydraulic compaction system	Standard
	Minimum Hydraulic Flow	10 gal/min (37 litres/min)	Plastic film watch	N/A
	Minimum Hydraulic Pressure	2200 psi	Working light	N/A
	Minimum HP requirements	100 HP	Remote control wrapping	Standard
	Remote outlets required	2	Large fuel Tank	N/A
			Automatic pilot sensors	N/A
			20 HP Honda engine	N/A



**Anderson Group**  
5125, rue de la Plaisance  
Chesterville, Québec G0P 1J0  
Canada

**T :** 1 888 833-2952

**F :** 1 819 382-2643

**WWW.GRPANDERSON.COM**

---

**GENERAL** Office : 1 888 833-2952  
Email : [info@grpanderson.com](mailto:info@grpanderson.com)  
Website : [www.grpanderson.com](http://www.grpanderson.com)

**SALES** Office : 1 888 833-2952  
Email : [usa@grpanderson.com](mailto:usa@grpanderson.com)

**PARTS AND SERVICE** Office : 1 888 833-2952  
Fax : 1 819 382-2643  
Email : [service@grpanderson.com](mailto:service@grpanderson.com)

**MARKETING** Office : 1 888 833-2952  
Email : [marketing@grpanderson.com](mailto:marketing@grpanderson.com)



GroupAnderson



Anderson Group

All illustrations, photographs and specifications within this catalog are based on the latest product information and may be changed at any time without prior notification or obligation. Anderson Group makes no representation as to the accuracy of this information and reserves the right to make changes at any time, without notice.

**DISCOVER OUR LINE  
OF FORESTRY PRODUCTS :**

