

CONSTRUCTION ATTACHMENTS, INC.®



MINI SKID STEER PRODUCT LINE



1160 CAL COURT, LENOIR, NORTH CAROLINA 28645 USA
www.ConstructionAttachments.com • sales@calmfg.com
(828) 758-2674 • (828) 754-1887 fax

MINI SKID STEER PRODUCT LINE

HYDRAULIC BREAKERS

THE ADVANTAGES OF CONSTRUCTION ATTACHMENTS, INC.

Auto-Stop (Anti-Blank Fire) System

This feature maintains internal component integrity and stability

Through bolt design

Through bolt design for superior durability



STANDARD EQUIPMENT INCLUDES:

- (1) Base Breaker Unit
- (1) Mounting Bracket
- (1) Chisel Point
- (1) Tool Kit
- (1) Nitrogen Gauge for Checking Pressure
- (1) Operators Manual

MODEL:	CAL225F	CAL500F
Item No.:	1BR225F-SS	1BR500F-SS
Energy Class (FT-LBS)	225	500
Blows/Min	550-1,000	600-1,300
Weight (LBS)	192	516
Weight Class (LBS)	1,400-3,000	3,000-8,000
Pressure Required (PSI)	1,305-2,000	1,280-2,500
Oil Flow Required (GPM)	3.7-6.6	7.0-16.0
Tool Diameter (IN)	1.77	2.24

— MINI SKID STEER —



CONICAL
concrete



MOIL
rock



IN-LINE
trenches/slopes



CROSS-CUT
trenches/slopes



BLUNT
quarries

MINI SKID STEER PRODUCT LINE

HYDRAULIC ROTARY BRUSH CUTTERS




	42" Cutter	48" Cutter
Overall Cutter Width	50"	56"
Overall Cutter Depth	53"	61"
Overall Cutter Height	22"	

PRODUCT FEATURES:

- One piece top deck design for strength and structural durability
- 1/2" thick serrated blade carrier
- Recessed carrier design for bolt head protection
- Fully welded bolt protector on blade carrier
- Heavy duty brush guard
- Available with Bobcat MT or Mini Universal Hitch (Dingo)
- **42" models have a two (2) blade cutting system**
- **48" models have three (3) blade cutting system**
- 41cc piston type motor (does not require a drain line)




Item #	Description	# of Blades	Blade Length	Blade Width	Cutting Capacity Diameter	True Cut Width	Min. Cut Height	Oil Flow Required GPM	Tip Speed FPM	Est Weight (lbs)
1BCMN42	42" Mini Skid Steer Brush Cutter	2	11.94"	6"	4"	42"	2.5"	10-18	11,000-18,000	521
1BCMN48	48" Mini Skid Steer Brush Cutter	3				48"				628



Replacement 42" and 48" cutter blades
(blade, BB62 bolt, lock washer, & nut)
nuts much be welded



42" Mini cutter blade carrier



48" Mini cutter blade carrier

MINI SKID STEER PRODUCT LINE

GENERAL PURPOSE BUCKETS

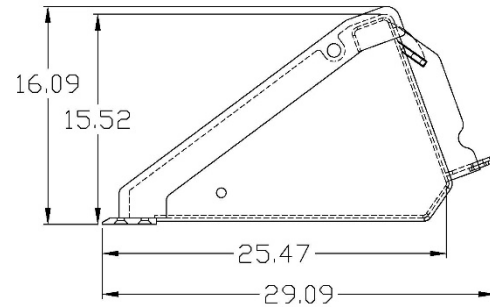
Mini skid steer standard bottom

- Available widths: 36", 42", 48", 54"
- Product weight range: 160 – 263 lbs



PRODUCT FEATURES:

- Pre-drilled front ½" x 4" cutting edge
- 5/16" side cutters
- 1/4" wear strips

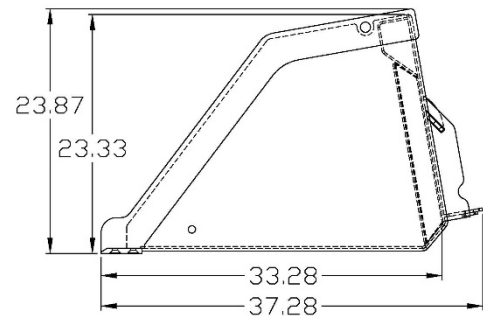


Mini skid steer high capacity

- Available widths: 36", 42", 48", 54"
- Product weight range: 263 – 386 lbs

PRODUCT FEATURES:

- Pre-drilled front ½" x 4" cutting edge
- 5/16" side cutters
- 1/4" wear strips



MINI 4IN1 BUCKET



PRODUCT FEATURES:

- Pre-drilled 4" x ½" front cutting edge to accommodate bolt-on reversible cutting edge or bolt-on teeth
- Available widths 42", 48", and 54"
- Hoses and couplers included

Mini 4IN1 multi-purpose bucket

- Available widths: 42", 48", 54"
- Product weight range: 416 – 553 lbs

MINI SKID STEER PRODUCT LINE

MINI GRAPPLES (ROOT GRAPPLE and GRAPPLE BUCKET)

SINGLE LID AND DUAL LID DESIGN AVAILABLE



Mini root grapple

- Available widths: 36", 42", 48", 54"
- Product weight range: 195 – 275 lbs

SINGLE LID PRODUCT FEATURES:

- Great for working in backyards, around fences, and other tight spaces a normal skid steer will not fit
- Hoses and couplers included
- Maximum clamping force: 1,250 LBS @ 2,800 psi

DUAL LID PRODUCT FEATURES:

- Lids are uniform between our mini root grapple and mini grapple bucket line
- 48" and 54" models are available with dual lid design
- Hoses and couplers included
- Maximum clamping force: 2,550 LBS @ 2,800 psi



Mini grapple bucket

- Available widths: 36", 42", 48", 54"
- Product weight range: 246 – 312 lbs

DUAL LID PRODUCT FEATURES:

- Lids are uniform between our mini root grapple and mini grapple bucket line
- 48" and 54" models are available with dual lid design
- Hoses and couplers included
- Maximum clamping force: 2,550 LBS @ 2,800 psi

SINGLE LID PRODUCT FEATURES:

- Maximum clamping force: 1,250 LBS @ 2,800 psi (per cylinder)
- Hoses and couplers included
- Standard reversible front bolt-on cutting edge

MINI SKID STEER PRODUCT LINE

MINI SKELETON BUCKET



Mini skeleton bucket

- Available widths: 36", 48", 56"
- Product weight range: 163 - 254 lbs

PRODUCT FEATURES:

- Ideal for landscape work, sifting out rocks in soil, mining and sorting rock, scooping rocks, construction materials, brush, and general site clean-up
- Rock dam section for prolonged screening without losing material
- The combined low profile and extended bottom design maintain the operator's line of sight

MINI SKELETON GRAPPLE BUCKET



Mini skeleton grapple

- Available widths: 36", 48", 56"
- Product weight range: 216 – 336 bs

PRODUCT FEATURES:

- The combined low profile and extended-bottom design maintain the operator's line of sight
- Rock dam section for prolonged screening without losing material
- Maximum grapple opening: 21"
- Includes hydraulic hoses and fittings
- Single lid design

MINI LAND LEVELER



Mini land leveler

- Available widths: 42", 48", 54"
- Product weight range: 220 - 266 lbs

PRODUCT FEATURES:

- Breaks up soil or leveling out gravel
- The four beveled cutting edges skim off the high areas and fill in the low
- Bi-directional use
- Mini universal mount standard

MINI SKID STEER PRODUCT LINE

PALLET FORKS

PRODUCT FEATURES:

- For compact loaders up to 50 horsepower and mini skid steer loaders
- Top guard designed to provide operator load visibility
- Adjustable fork widths from 6-1/2" to 44-3/4"
- Frame size 45-1/2" W x 29-1/2" H
- Forged tines that meet ITA standards for strength, durability and longevity
- Comes fully assembled



Compact / Mini pallet forks

- Fork lift capacity: 2,200 lbs
- Available fork length: 42"

MINI SNOW BLADES



Mini snow blade

- Available widths: 36", 48", 54"
- Product weight range: 158 - 274 lbs
- Available in manual or hydraulic angle operation

PRODUCT FEATURES:

- Four-way blade with up to 30 degree angle left or right
- Available in manual angle or hydraulic angle operation
- Manual snow blade can be easily converted to hydraulic by installing hose assembly and crossover relief, and by adding hydraulic cylinders
- Replaceable reversible bolt-on cutting edge available in steel
- Spring-trip moldboard standard on all models (2 springs come standard, additional springs may be purchased)
- Standard equipment includes high visibility snow guides
- Snow guides provide operator visibility and certainty of edge position even in low light and poor visibility conditions
- Adjustable skid shoes standard set blade at a preset height to prevent gouging; prolongs blade life

MINI SKID STEER PRODUCT LINE



*"THE BITTERNESS OF POOR QUALITY LINGERS LONG
AFTER THE SWEETNESS OF CHEAP PRICE IS
FORGOTTEN!"*

Construction Attachments is the leading manufacturer of construction and agricultural grade attachments for tractors, compact excavators, skid steer loaders, tractor loader backhoes, and large excavators.

www.ConstructionAttachments.com