



BLADE MOWER | FLAIL MULCHERS

WWW.ORSIGROUP.IT



THE BEST HAS A NAME
MORSI

THE ORSI STORY

ORSI, THE BRAND THAT MANUFACTURES HIGH-TECH 100% MADE IN ITALY, GRASS CUTTING MACHINES. USING THE CONCEPT OF TRADITION OF THE HISTORY OF ITALIAN MANUFACTURING DESIGN ESPECIALLY IN THE BOLOGNA AREA.

ORSI factories smell of history and tradition, but always thinking about continuous innovation and preserving their identity over time.

From this union was born *in 1979* from the idea of a young Stefano Orsi, the manufacturing of agricultural machinery. A young entrepreneur who immediately focused on building innovative machines for those years whilst trying to understand what the farmers of his beloved "Emilia Romagna" region were asking for".

To realize his idea, Orsi started trying to satisfy the concept of Italianness making his machines with care and devotion. Listening to the advice that came from farmers in the area, who were looking for machines that did not exist at that time, hence the first side mulcher. A machine that owes its creation *in 1982* to ORSI!

In 1989 thanks to the continuous growth of the Brand in the Italian market, ORSI began to export to France first, and then quickly expanded to all other European markets.

Today the brand counts with distributors all over the world, always trying with its own philosophy to satisfy the different needs in each very different market.

The atmosphere inside the two production complexes, Grizzana Morandi and Castello d'Argile, both in the province of Bologna, exude enthusiasm in trying to improve continuously the product, trying to innovate its machines with technological and avant-garde solutions.

Many of the mechanical processes are carried out in the first factory, whilst the headquarters with administration and further manufacturing/assembling are located at the second.

Just think of the new "Frontal" side mulcher machine that was launched on the market *in 2020* to meet the needs of many end-users who today can work in perfect comfort and safety having the machine fitted to the front Linkage / PTO of the tractor, an absolute novelty in the market of mulchers.

A total of around 110 people work between the two production complexes.

The sense of Italianness in ORSI is always found in hearing Stefano Orsi say "for us, made in Italy means that Italians should like machines first".

ORSI company is a 'family' that loves their country and never gives up working with dreams and ambition as in 1979.



CONSTANT EVOLUTION

1982



Mediante un sistema autoelevante, non necessitano di un continuo adattamento al terreno e raggiungono un'inclinazione di oltre 70° per un'accurata pulizia di fossi e cunette.

Le nostre trinciatrici si possono usare sia all'interno che all'esterno della carreggiata del trattore, per la pulizia di frutteti, vigneti e cigli di strade.

ORSI
 Esperienza al vostro servizio

CARATTERISTICHE GENERALI

Modello	Spessore di taglio cm	Potenza min richiesta kW	Potenza max richiesta kW	Numero coltelli	Vel. grossa di marcia km/h	Velocità min km/h	Velocità di taglio cm	Peso kg
T 22 S	105	25	40	37	340	2430	150-180	300
T 26 S	120	30	45	39	340	2430	180-170	320
T 42 S	130	30	45	42	340	2430	170-180	320
T 48 S	140	35	50	48	340	2100	150-180	370
T 52 S	155	30	40	37	340	2430	240-260	320

ORSI ANDREA
 40050 MASCARINO DI CASTELLO D'ARGILE
 (Bologna) ITALY
 Via Botticella, 18 - Tel. 051/974767 - 975431
 Telex 5100180 OSVI I



**BASTA CON LA FATICA!
 RIVOLGITI A ORSI
 E RISOLVI MILLE PROBLEMI**

**ORSI HA CREATO PER TE
 UNA VASTA GAMMA DI TRINCIATRICI
 PER UNO SVARIATO UTILIZZO**

T 48 S CON DOPPIO KIT ACCO

TODAY



CERTIFICATIONS



CERTIFICATO



ISO 9001:2015

ORSI GROUP S.p.A.

Centro di Certificazione
Sistemi di Gestione
per la Qualità e per
l'Ambiente
Piazzale della
Industria

ORSI GROUP S.p.A.
Sede Legale
Sede Operativa - Sede Sociale



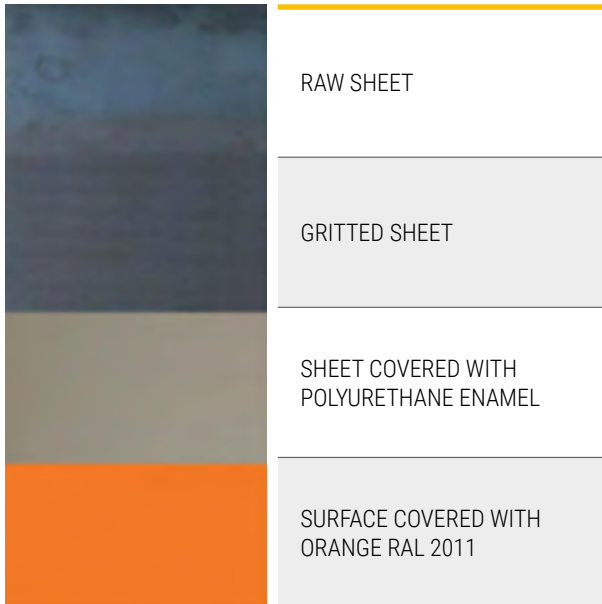
9002 07 0076



ANTICORROSIVE TREATMENT

ANTICORROSIVE POWDER TREATMENT

- Shot Blasting SA Ø 2,5
- Primer application in zinc phosphate epoxy powder thickness 60-80 µm
- EXTRA polyurethane finishing powder (UV-resistant) thickness 60-80 µm polymerization at 180° for 20'
- Final dry thickness 120-160
- Orange colour RAL 2011
- Corrosivity class c5-i following DIN55633 and DIN EN ISO 12944-6 norms
- Salt spray resistance 2000h



ANTICORROSIVE LIQUID TREATMENT FOR MECHANICAL AND HYDRAULIC COMPONENTS

HIGH STRENGTH CYCLE

- Shot Blasting sa Ø 2,5
- Epoxy bi-component primer application in zinc CT90
- Expoprimer application CT113 grey 7035
- EXTRA bi-component polyurethane enamel application (UV-resistant)
- Final dry thickness 350-400 µm

STANDARD CYCLE

- Shot Blasting sa Ø 2,5
- Expoprimer application CT113 grey 7035
- EXTRA bi-component polyurethane enamel application (UV-resistant)
- Final dry thickness 180-200 µm

“WHY AN EXCELLENT PAINTING IS IMPORTANT”

BECAUSE IT KEEPS THE PRICE OF THE MACHINE ON THE SECOND-HAND MARKET.

N.B. These cycles are applied on all our equipment.






































USE OF THE FLAIL MULCHER

GRASS MAINTENANCE AND VINE SHOOTS

MODEL	Grass, small bushes, leaves	Grass, prunings, small wood, brambles, fibrous plants, brushwood	Grass, meadows, parks, gardens, sports fields	Prunings, wood	Wide green areas, uncultivated areas (set-aside)	Road edges, ditches, embankments, river edges, irrigation channels	Big size of vine shoots and big size of wood
CLUB	 ✓	 -	 ✓	 -	 -	 -	 -
GARDEN	 ✓	 -	 ✓	 -	 -	 -	 -
OPTIMA	 ✓	 ✓	 ✓	 -	 -	 -	 -
WLC	 ✓	 ✓	 ✓	 ✓	 -	 -	 -
EVO PLUS	 ✓	 ✓	 ✓	 ✓	 ✓	 -	 -
WPG	 ✓	 ✓	 ✓	 ✓	 ✓	 -	 -

MACHINES WITH DOUBLE "FRONT - REAR" ATTACHMENT

MODEL	Grass, small bushes, leaves	Grass, vine shoots, fibrous and woody plants, brushwood	Grass, meadows, parks, gardens, sports fields	Prunings, wood	Woodland areas	Wide green areas, uncultivated areas (set-aside), pastures	Big size of vine shoots and big size of wood
TWICE	 ✓	 ✓	 ✓	 ✓	 -	 ✓	 -
FRUIT EXTRA REVERSE	 ✓	 ✓	 ✓	 ✓	 -	 ✓	 ✓
EVO PLUS REV	 ✓	 ✓	 ✓	 ✓	 -	 ✓	 -
WPR WGR	 ✓	 ✓	 ✓	 ✓	 -	 ✓	 -
PRO	 ✓	 ✓	 ✓	 ✓	 ✓	 ✓	 ✓



MODEL	Grass, small bushes, leaves	Grass, vine shoots, fibrous and woody plants, brushwood	Grass, meadows, parks, gardens, sports fields	Prunings, wood	Woodland areas	Between-Row Disc	Big size of vine shoots and big size of wood, olive groves, almond orchards
EVO PLUS	 ✓	 ✓	 ✓	 ✓	 -	 ✓	 -
DYNAMIC	 ✓	 ✓	 ✓	 ✓	 -	 ✓	 -
COMFORT	 ✓	 ✓	 ✓	 ✓	 -	 -	 -
WPG - KING EXTRA KING FORREST	 ✓	 ✓	 ✓	 ✓	 -	 ✓	 ✓
FRUIT EXTRA FRUIT EXTRA REV	 ✓	 ✓	 ✓	 ✓	 -	 ✓	 ✓
WPKL VIRGIN	 -	 ✓	 -	 ✓	 -	 -	 ✓

ORCHARD VINEYARD FOREST

MODEL	Grass, bushes	Grass, prunings, small wood, brambles, fibrous plants, brushwood	Rice straw, cotone, potatoes, corn, artichokes	Wide green areas, uncultivated areas (set-aside), pastures	Airports, municipalities	Sunflower stalks, broomcorn, tobacco, sugarcane, cotton	Pineapple, african palm, bananas	Big size of vine shoots and big size of wood
QUEEN	 ✓	 -	 ✓	 ✓	 ✓	 ✓	 -	 -
WPG	 ✓	 ✓	 ✓	 ✓	 -	 ✓	 ✓	 ✓
EAGLE PLUS	 ✓	 ✓	 ✓	 ✓	 -	 ✓	 ✓	 -
MUSCLE	 ✓	 ✓	 ✓	 ✓	 -	 ✓	 ✓	 -
WKO VARIO	 ✓	 ✓	 ✓	 ✓	 ✓	 ✓	 ✓	 -
MEGA VARIO	 ✓	 ✓	 ✓	 ✓	 ✓	 ✓	 ✓	 -

OPEN FIELD WORK



FLAIL MUCHERS

WHY WE USE HARDOX?

Hardox® 450

The most popular abrasion-resistant steel with excellent structural properties.

Hardox® 450 is an abrasion-resistant steel with a nominal hardness of 450 HBW. Hardox® 450 combines good bendability and weldability with an option for guaranteed impact toughness (Hardox® 450 Tuf).

The products can be used in many different components and structures that are subject to wear. Hardox® 450, with an extra 50 Brinell hardness over our 400 grade, provides better dent and abrasion resistance as well as longer wear life, so you can achieve even greater savings.



WHY WE USE STRENX?

Superior properties

Strenx® steel has extremely consistent properties, ensuring precision and efficiency in the workshop.

If you think all steel is basically the same, Strenx® performance steel will change your thinking. Strong and reliable from surface to core, Strenx® steel features exceptional surface quality as well as impressive thickness and flatness tolerances verified by the Strenx® guarantees. The steel's properties - yield and tensile strength, bending performance, impact toughness - are carefully tested to ensure reliability and consistency in every delivery.





CLUB PLUS

GARDENING SERIES

BLADE MOWER

GARDENS AND GREEN AREAS




DIRECTION OF ROTATION OF P.T.O.



18 - 60 HP



Rear discharge

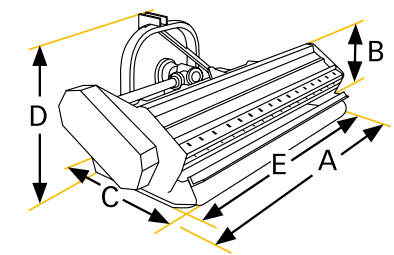
CLUB PLUS		120	150	180	
TECHNICAL SPECIFICATIONS					
Working width <i>cm/in</i>		120 / 47	150 / 59	180 / 71	
Machine weight <i>kg/lb</i>		180 - 200 397 - 441	200 - 220 441 - 485	220 - 240 441 - 529	
	blades <i>max Ø 1,5 cm</i>	3	3	3	
N° belts		2	2	2	
CAT.		I	I	I	
RPM PTO	540	Rotor revolutions	3250 rpm	2590 rpm	2235 rpm
HP max transmission		40 hp	40 hp	40 hp	
Use		Rear			

CLUB PLUS	120	150	180
MACHINE			
3rd Point w/floating brackets	✓	✓	✓
Adjustable cutting height by spacers	✓	✓	✓
Pivot wheels in reinforced gummi	✓	✓	✓
TRANSMISSION			
Cardan shaft	✓	✓	✓
2 belts transmission	✓	✓	✓





GRASS, SMALL BUSHES, LEAVES, MEADOWS,
PARKS, GARDENS, SPORTS FIELDS



GARDEN	A cm/in	B cm/in	C cm/in	D cm/in	E cm/in
105	120/47	30/12	61/24	85/33	108/41
130	144/57	30/12	61/24	85/33	132/52
150	166/65	30/12	61/24	85/33	155/61



GARDEN

GARDENING SERIES



STRENGTH POINTS



SELF-CLEANING ROLLER



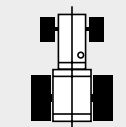
COUNTER KNIFE
Increased rows of counter knives hold the material in for more complete shredding



Free wheel in the gearbox





SWING BEARINGS DOUBLE BALL SLEWING BEARING

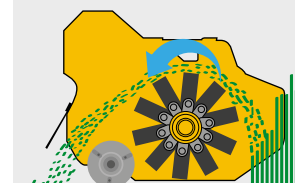


- GARDEN 105
44 64
- GARDEN 130
66,5 69,5
- GARDEN 150
75 88



DIRECTION OF ROTATION OF P.T.O.

GARDEN		105	130	150	
TECHNICAL SPECIFICATIONS					
Working width <i>cm/in</i>		105 cm / 41 in	132 cm / 52 in	155 cm / 61 in	
Machine weight <i>kg/lb</i>		180 - 200 kg / 397 - 441 lb	200 - 220 kg / 441 - 485 lb	220 - 240 kg / 485 - 529 lb	
tools	 knives standard <i>max Ø 1,5 cm / 0,6 in</i>	48	64	80	
	 hammers optional <i>max Ø 2,5 cm / 1 in</i> <i>kg 0,2 - 0,44 lb</i>	24	32	40	
rotor Ø		A <i>mm/in</i>	89 x 8 mm / 3,5 x 0,3 in	89 x 8 mm / 3,5 x 0,3 in	95 x 10 mm / 3,7 x 0,4 in
		B <i>mm/in</i>	265 mm / 10,5 in	265 mm / 10,5 in	271 mm / 10,7 in
N° belts		2	3	3	
CAT.		I	I	I	
RPM PTO standard	540	Rotor revolutions / peripheral tool speed	2975 rpm 41,27 m/sec	2975 rpm 41,27 m/sec	
HP max trasmission		35 hp	35 hp	35 hp	
Utilization		Rear mounted			



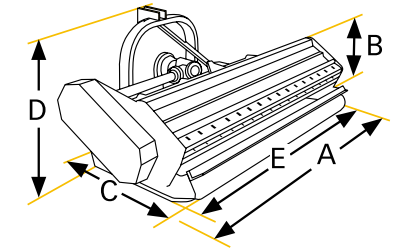
Self-cleaning roller position
unloading of mulched product behind the roller
for faster working speed




GARDEN	105	130	150
MACHINE			
Monocoque frame th. 3 mm	✓	✓	✓
One bar of counter - knife for fine shredding	✓	✓	✓
Front protections	✓	✓	✓
Self-cleaning rear roller Ø 102 mm	✓	✓	✓
Reflectors	✓	✓	✓
Side Skids	✓	✓	✓
3 POINT HITCH			
Fixed 3 point hitch	✓	✓	✓
TRANSMISSION			
Free wheel in the gearbox	✓	✓	✓
Swing bearings double coloumn of balls	✓	✓	✓
Cardan shaft	✓	✓	✓
Hammer set supplied separately	•	•	•



GRASS, SMALL BUSHES, LEAVES,
MEADOWS, PARKS, GARDENS, SPORTS FIELDS



OPTIMA	A cm/in	B cm/in	C cm/in	D cm/in	E cm/in
155	168/66	42/16	67/26	77/30	155/61
180	194/76	42/16	67/26	77/30	180/71



OPTIMA

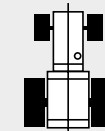
AGRICULTURAL SERIES



25 - 40 HP



HYDRAULIC SIDE SHIFT



OPTIMA 155

85 69,5
58 96,5

OPTIMA 180

91 89
64 116



DIRECTION OF ROTATION OF P.T.O.

STRENGTH POINTS



ROUNDED FRAME WITH OUTER
SIDE BEVELED



SELF-CLEANING ROLLER



SEMI-AUTOMATIC BELTS
TENSIONERS



"HELICOCUT" HELICAL ROTOR





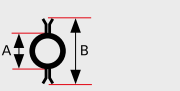
Free wheel in the gearbox



COUNTER KNIFE
Increased rows of counter knives
hold the material in for more
complete shredding

OPTIMA

AGRICULTURAL SERIES

OPTIMA		155	180	
TECHNICAL SPECIFICATIONS				
Working width <i>cm/in</i>		155 cm / 61 in	180 / 71	
Machine weight <i>kg/lb</i>		300 - 315 kg / 661 - 695 lb	325 - 340 kg / 716 - 750 lb	
tools	 knives <i>optional</i> <i>max Ø 2 cm / 0,7</i>	40	48	
	 hammers <i>standard</i> <i>max Ø 3 cm / 1,2 in</i> <i>kg 0,75 / lb 1,7</i>	20	24	
rotor Ø		A <i>mm/in</i>	114,3 x 8 mm / 4,5 x 0,3 in	127 x 8 mm / 5 x 0,3 in
		B <i>mm/in</i>	365 mm / 14,4 in	371 mm / 14,6 in
N° Belts		3	4	
CAT.		I-II	I-II	
RPM PTO <i>standard</i>	540	Rotor revolutions / peripheral tool speed	2565 rpm - 49 m/sec	2300 rpm - 44,66 m/sec
HP max transmission		40 hp	40 hp	
Utilization		Rear mounted		

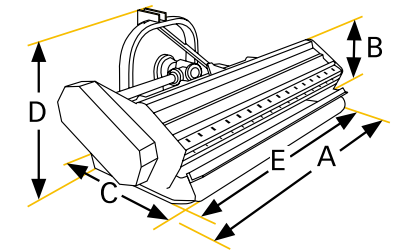


OPTIMA	155	180
MACHINE		
Anti-corrosive treatment: shot blasting, zinc phosphate primer and uv-resistant polyurethane finish	✓	✓
Frame with outer side beveled	✓	✓
Front protection flaps	✓	✓
Self-cleaning rear roller Ø 140 mm	✓	✓
One bar of counter - knife for fine shredding	✓	✓
Reflectors	✓	✓
Side Skids	✓	✓
3 POINT HITCH		
Hydraulic side shift movement with chromed steel rod CAT. I-II	✓	✓
TRANSMISSION		
Cardan shaft	✓	✓
Free wheel in the gearbox	✓	✓
Swing bearings double column of balls	✓	✓
Belt tensioner with third pulley	✓	✓
Knives set supplied separately	•	•






GRASS, SMALL BUSHES, PRUNINGS
SMALL WOOD, BRAMBLES, FIBROUS PLANTS,
BRUSHWOOD, PARKS, GARDENS, SPORTS FIELDS



WLC	A cm/in	B cm/in	C cm/in	D cm/in	E cm/in
85	100/40	43/17	74/29	78/31	85/33
120	136/54	43/17	74/29	78/31	120/27
160	173/68	43/17	74/29	78/31	162/64
200	203/80	43/17	74/29	78/31	192/76



WLC

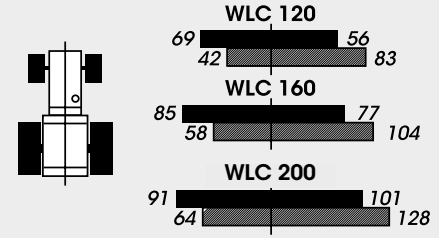
AGRICULTURAL SERIES



25 - 50 HP



HYDRAULIC SIDE SHIFT



DIRECTION OF ROTATION OF P.T.O.

STRENGTH POINTS



ROUNDED FRAME WITH
OUTER SIDE BEVELED



SELF-CLEANING ROLLER





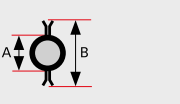
SWING BEARINGS DOUBLE BALL
SLEWING BEARING



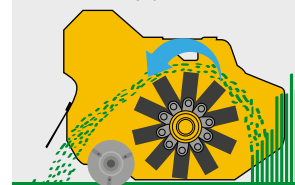
FREE WHEEL IN THE GEARBOX



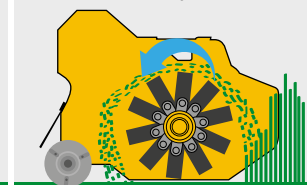
COUNTER KNIFE
Increased rows of counter knives hold the material in for more complete shredding

WLC		85	120	160	200	
TECHNICAL SPECIFICATIONS						
Working width cm/in		85 cm / 33 in	120 cm / 27 in	162 cm / 64 in	192 cm / 76 in	
Machine weight kg/lb		297-340 kg / 655-750 lb	327-367 / 721-810 lb	395-435 / 871-960 lb	432-472 / 952-1041 lb	
tools	 knives optional max Ø 2 cm / 0,8 in	16	24	32	N° 40	
	 hammers standard max Ø 3 cm / 1,2 in kg 1 / lb 2,2	8	12	16	N° 20	
rotor Ø		A mm/in	114,3 x 8 mm / 4,5 x 0,3 in	114,3 x 8 mm / 4,5 x 0,3 in	139,7 x 8 mm / 5,5 x 0,3 in	139,7 x 8 mm / 5,5 x 0,3 in
		B mm/in	350 mm / 13,7 in	350 mm / 13,7 in	374 mm / 14,7 in	374 mm / 14,7 in
N° belts		3	3	3	3	
CAT.		I-II	I-II	I-II	I-II	
RPM PTO standard	540	Rotor revolutions / peripheral tool speed	2280 rpm 42 m/sec	2280 rpm 42 m/sec	2280 rpm 44,62 m/sec	2280 rpm 44,62 m/sec
HP max trasmission		50 hp	50 hp	50 hp	50 hp	
Utilization		Rear mounted				

Self-cleaning roller position
unloading of mulched product behind the roller for faster working speed



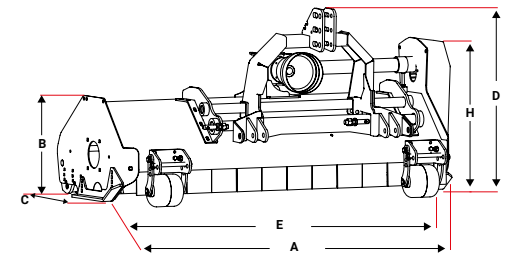
Rear roller position
unloading of mulched product in front of the roller for better shredding



WLC	85	120	160	200
MACHINE				
Monocoque frame th. 4 mm	✓	✓	✓	✓
Frame with outer side beveled	✓	✓	✓	✓
Rear roller Ø 140 mm with 4 taper roller bearings, mud scraper with 2 positions: 1) self-cleaning 2) rear	✓	✓	✓	✓
Double static knife	✓	✓	✓	✓
Front protection flaps	✓	✓	✓	✓
Reflectors	✓	✓	✓	✓
Rakes	✓	✓	✓	✓
Side Skid	✓	✓	✓	✓
3 POINT HITCH				
Fixed 3 point hitch	✓	-	-	-
Hydraulic side shift movement with chromed steel rod CAT. I-II	-	✓	✓	✓
TRANSMISSION				
Free wheel in the gearbox	✓	✓	✓	✓
Swing bearings double coloumn of balls	✓	✓	✓	✓
Cardan shaft	✓	✓	✓	✓
Knives set supplied separately	•	•	•	•



GRASS, SMALL BUSHES, PRUNINGS
SMALL WOOD, BRAMBLES, FIBROUS PLANTS,
BRUSHWOOD, PARKS, GARDENS, SPORTS FIELDS



EVO PLUS	A cm/in	B cm/in	C cm/in	D cm/in	E cm/in	H cm/in
165	177/69	53/21	102/40	99/39	162/64	78/30,8
180	197/77	53/21	102/40	99/39	182/72	78/30,8
200	216/85	53/21	102/40	99/39	201/79	78/30,8
220	236/93	54/21,2	102/40	100/39,3	221/97	79/31
255	268/105	54/21,2	102/40	100/39,3	253/100	79/31
280	299/118	56/22	102/40	107/42	281/111	84/33
300	317/125	56/22	102/40	107/42	299/118	84/33



EVO PLUS

AGRICULTURAL SERIES



50 - 130 HP



STRENGTH POINTS



ROUNDED FRAME
WITH OUTER SIDE BEVELED



SELF-CLEANING ROLLER



PROFESSIONAL REAR ROLLER
Ø 140 mm with 4 taper roller
bearings, mud scraper and central
body interchangeable with 2
positions: 1) self-cleaning 2) rear
(Optional)



ROTOR "VENTILATOR"
electronically balanced.
Forest type tool holders
moulded in boron steel.

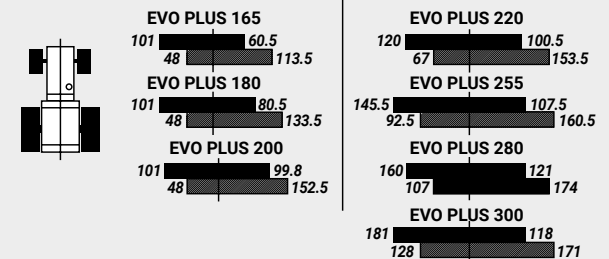


FREE WHEEL IN THE GEARBOX



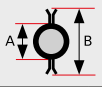


COUNTER KNIFE
Increased rows of counter knives
hold the material in for more
complete shredding

HYDRAULIC SIDE SHIFT



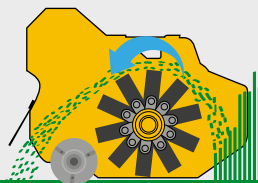
DIRECTION OF ROTATION OF P.T.O.

EVO PLUS			165	180	200	220	255	280	300
TECHNICAL SPECIFICATIONS									
Working width <i>cm/in</i>			162 cm / 64 in	181 cm / 72 in	201 cm / 79 in	221 cm / 97 in	253 cm / 100 in	281 cm / 111 in	299 cm / 118 in
Machine weight <i>kg/lb</i>			460 - 568 kg / 1014 - 1252 lb	480 - 600 kg / 1058 - 1323 lb	500 - 650 kg / 1102 - 1433 lb	520 - 680 kg / 1146 - 1499 lb	545 - 710 kg / 1202 - 1565 lb	850 - 900 kg / 1874 - 1984 lb	885 - 935 kg / 1951 - 2061 lb
tools		knives optional max Ø 3 cm / 1,2 in	36	48	48	48	60	72	N° 72
		hammers standard max Ø 4 cm kg 1,35 1,6 in / 3 lb	12	16	16	16	20	24	N° 24
rotor Ø		A mm	159 x 10 mm 6,3 x 0,4 in	159 x 10 mm 6,3 x 0,4 in	159 x 10 mm 6,3 x 0,4 in	178 x 10 mm 7 x 0,4 in	178 x 10 mm 7 x 0,4 in	194 x 10 mm 7,7 x 0,4 in	194 x 10 mm 7,7 x 0,4 in
		B mm	423 mm / 16,7 in	423 mm / 16,7 in	423 mm / 16,7 in	442 mm / 17,4 in	442 mm / 17,4 in	458 mm / 18 in	458 mm / 18 in
N° belts			4	4	4	5	5	5	5
CAT.			I-II	I-II	I-II	I-II	I-II	I-II	I-II
RPM PTO standard	540	Rotor revolutions/ peripheral tool speed	2146 rpm 47,5 m/sec	2146 rpm 47,5 m/sec	2146 rpm 47,5 m/sec	2146 rpm 49,7 m/sec	2146 rpm 49,7 m/sec	1875 rpm 45 m/sec	1875 rpm 45 m/sec
HP max transmission			50 hp	50 hp	70 hp	70 hp	70 hp	90 hp	90 hp
RPM PTO reversing pulleys	1000	Rotor revolutions/ peripheral tool speed	2264 rpm 50,2 m/sec	2264 rpm 50,2 m/sec	2264 rpm 50,2 m/sec	2264 rpm 52,4 m/sec	2264 rpm 52,4 m/sec	1800 rpm 43 m/sec	1800 rpm 43 m/sec
HP max transmission			75 hp	75 hp	75 hp	95 hp	95 hp	120 hp	120 hp
Utilization			Rear mounted						

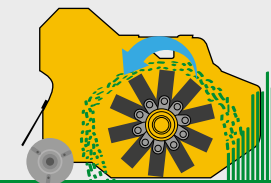
EVO PLUS

AGRICULTURAL SERIES


Self-cleaning roller position
unloading of mulched product behind the roller
for faster working speed



Rear roller position
unloading of mulched product in front of the
roller for better shredding

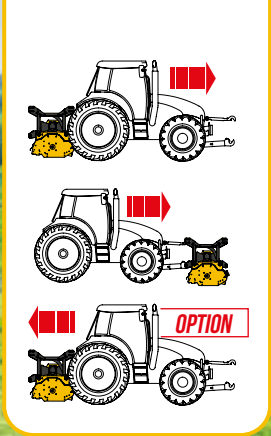


EVO PLUS		165	180	200	220	255	280	300
MACHINE								
Frame with outer side beveled		✓	✓	✓	✓	✓	✓	✓
Rear roller Ø 140 mm with mud scraper with 2 positions: 1) self-cleaning 2) rear		✓	✓	✓	✓	✓	-	-
Rear roller Ø 194 mm with mud scraper with 2 positions: 1) self-cleaning 2) rear		-	-	-	-	-	✓	✓
Toothed static knife		✓	✓	✓	✓	✓	✓	✓
Front protection flaps		✓	✓	✓	✓	✓	✓	✓
Reflectors		✓	✓	✓	✓	✓	✓	✓
Wear plate in hardox steel (double skin) with extra static knife for better shredding		•	•	•	•	•	✓	✓
Front wheels		•	•	•	•	•	•	•
Professional rear roller Ø 140 mm with 4 taper roller bearings, mud scraper and central body interchangeable with 2 positions: 1) self-cleaning 2) rear		FACTORY FIT ONLY	•	•	•	•	-	-
		AFTER FIT	•	•	•	•	-	-
Rear roller Ø 194 mm with mud scraper with 2 positions: 1) self-cleaning 2) rear		FACTORY FIT ONLY	-	-	-	•	✓	✓
		AFTER FIT	-	-	-	•	-	-
Rakes		•	•	•	•	•	•	•
Protection chains		•	•	•	•	•	•	•
Side skids		•	•	•	•	•	•	•
3 POINT HITCH								
Fixed 3 point hitch		✓	✓	✓	✓	✓	-	-
Mechanical side shift movement on rollers CAT. I-II		•	•	•	•	•	✓	✓
Hydraulic side shift movement on rollers CAT. I-II		•	•	•	•	•	•	•
TRANSMISSION								
Convertible to PTO 1000 rpm by inverting the pulleys		✓	✓	✓	✓	✓	✓	✓
Free wheel in the gearbox		✓	✓	✓	✓	✓	✓	✓
Swing bearings double column of balls		✓	✓	✓	✓	✓	✓	✓
"Ventilator" rotor		✓	✓	✓	✓	✓	✓	✓
Tool holders - forestry type		✓	✓	✓	✓	✓	✓	✓
Tool screw in steel Ø 20 mm 12.9		✓	✓	✓	✓	✓	✓	✓
Double flange in the rotor		-	-	-	✓	✓	✓	✓
Cardan shaft		•	•	•	•	•	•	•
Surcharge for rotor with knives		•	•	•	•	•	•	•
ACCESSORIES FOR BETWEEN ROWS/ORCHARDS/TREES								
FLAIL-D see page 66		•	•	•	•	•	•	•

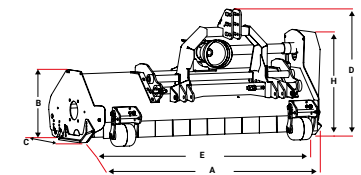


Reinforced linkage (optional)

✓ STANDARD EQUIPMENT | • OPTIONAL EQUIPMENT | - NOT AVAILABLE




**GRASS, SMALL BUSHES, PRUNINGS
SMALL WOOD, BRAMBLES, FIBROUS PLANTS,
BRUSHWOOD, PARKS, GARDENS, SPORTS FIELDS**



EVO PLUS REV	A cm/in	B cm/in	C cm/in	D cm/in	E cm/in	H cm/in
165	177/69	53/21	102/40	99/39	162/64	78/30,8
180	197/77	53/21	102/40	99/39	182/72	78/30,8
200	216/85	53/21	102/40	99/39	201/79	78/30,8
220	236/93	54/21,2	102/40	100/39,3	221/97	79/31
255	268/105	54/21,2	102/40	100/39,3	253/100	79/31
280	299/118	56/22	102/40	107/42	281/111	84/33
300	317/125	56/22	102/40	107/42	299/118	84/33

HYDRAULIC SIDE SHIFT



EVO PLUS REV
AGRICULTURAL SERIES



50 - 130 HP



STRENGTH POINTS



ROUNDED FRAME WITH OUTER SIDE BEVELED



SELF-CLEANING ROLLER



PROFESSIONAL REAR ROLLER Ø 140 mm with 4 taper roller bearings, mud scraper and central body interchangeable with 2 positions: 1) self-cleaning 2) rear (Optional)



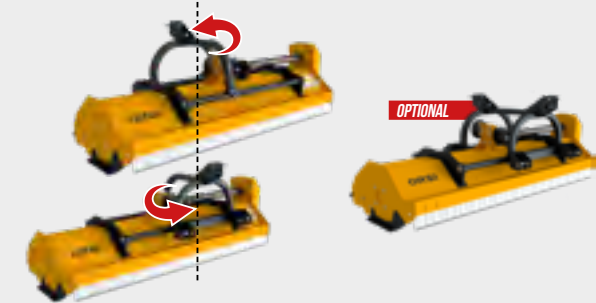
ROTOR "VENTILATOR" electronically balanced. Forest type tool holders moulded in boron steel.



FREE WHEEL IN THE GEARBOX



COUNTER KNIFE Increased rows of counter knives hold the material in for more complete shredding





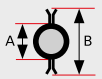
DIRECTION OF ROTATION OF P.T.O. REAR (indicated by a clockwise arrow)

DIRECTION OF ROTATION OF P.T.O. FRONT (indicated by a counter-clockwise arrow)

OPTIONAL gearbox with dual shaft output and double freewheel for the use on tractors with reversible driving system (rear mounted/pushed (*reverse driving))

SPECIFY THE MACHINE'S PREDISPOSITION AT THE TIME OF THE ORDER: FRONT, REAR, REVERSE DRIVE, PTO 540 OR 1000 RPM.

EVO PLUS REV	165	180	200	220	255	280	300
--------------	-----	-----	-----	-----	-----	-----	-----

TECHNICAL SPECIFICATIONS								
Working width cm/in		162 cm / 64 in	181 cm / 72 in	201 cm / 79 in	221 cm / 97 in	253 cm / 100 in	281 cm / 111 in	299 cm / 118 in
Machine weight kg/lb		460 - 603 kg 1014 - 1329 lb	480 - 635 kg 1058 - 1400 lb	500 - 685 kg 1102 - 1510 lb	520 - 715 kg 1146 - 1576 lb	545 - 745 kg 1202 - 1642 lb	885 - 935 kg 1951 - 2061 lb	920 - 970 kg 2028 - 2138 lb
tools		knives optional max Ø 3 cm / 1,2 in	36	48	48	60	72	72
		hammers standard max Ø 4 cm 1,6 in kg 1,35 / 3 lb	12	16	16	16	20	24
rotor Ø		A mm	159 x 10 mm 6,3 x 0,4 in	159 x 10 mm 6,3 x 0,4 in	159 x 10 mm 6,3 x 0,4 in	178 x 10 mm 7 x 0,4 in	178 x 10 mm 7 x 0,4 in	194 x 10 mm 7,7 x 0,4 in
		B mm	423 mm / 16,7 in	423 mm / 16,7 in	423 mm / 16,7 in	442 mm / 17,4 in	442 mm / 17,4 in	458 mm / 18 in
N° belts		4	4	4	5	5	5	5
CAT.		I-II	I-II	I-II	I-II	I-II	I-II	I-II
RPM PTO standard	540	Rotor revolutions/ peripheral tool speed	2146 rpm 47,5 m/sec	2146 rpm 47,5 m/sec	2146 rpm 47,5 m/sec	2146 rpm 49,7 m/sec	2146 rpm 49,7 m/sec	1875 rpm 45 m/sec
HP max transmission		50 hp	50 hp	70 hp	70 hp	70 hp	90 hp	90 hp
RPM PTO reversing pulleys	1000	Rotor revolutions/ peripheral tool speed	2264 rpm 50,2 m/sec	2264 rpm 50,2 m/sec	2264 rpm 50,2 m/sec	2264 rpm 52,4 m/sec	2264 rpm 52,4 m/sec	1800 rpm 43 m/sec
HP max transmission		75 hp	75 hp	75 hp	95 hp	95 hp	120 hp	120 hp
Utilization		rear mounted / front pushed rear pushed (* reverse drive)						

EVO PLUS REV	165	180	200	220	255	280	300
--------------	-----	-----	-----	-----	-----	-----	-----

MACHINE								
Frame with outer side beveled		✓	✓	✓	✓	✓	✓	✓
Rear roller Ø 140 mm with mud scraper with 2 positions: 1) self-cleaning 2) rear		✓	✓	✓	✓	✓	-	-
Rear roller Ø 194 mm with mud scraper with 2 positions: 1) self-cleaning 2) rear		-	-	-	-	-	✓	✓
Toothed static knife		✓	✓	✓	✓	✓	✓	✓
Front protection flaps		✓	✓	✓	✓	✓	✓	✓
Reflectors		✓	✓	✓	✓	✓	✓	✓
Wear plate in hardox steel (double skin) with extra static knife for better shredding		•	•	•	•	•	✓	✓
Front wheels		•	•	•	•	•	•	•
Professional rear roller Ø 140 mm with 4 taper roller bearings, mud scraper and central body interchangeable with 2 positions: 1) self-cleaning 2) rear		FACTORY FIT ONLY	•	•	•	•	-	-
		AFTER FIT	•	•	•	•	-	-
Rear roller Ø 194 mm with mud scraper with 2 positions: 1) self-cleaning 2) rear		FACTORY FIT ONLY	-	-	-	•	•	✓
		AFTER FIT	-	-	-	•	•	-
Rakes		•	•	•	•	•	•	•
Protection chains		•	•	•	•	•	•	•
Side skids		•	•	•	•	•	•	•

3 POINT HITCH								
Reversible mechanical side shift movement on rollers CAT. I-II		✓	✓	✓	✓	✓	-	-
Reversible hydraulic side shift movement on rollers CAT. I-II		•	•	•	•	•	•	✓
Double 3-point hitch with hydraulic side shift movement (NOT WITH RAKES)		•	•	•	•	•	•	•

TRANSMISSION								
Convertible to PTO 1000 rpm by inverting the pulleys		✓	✓	✓	✓	✓	✓	✓
Gearbox with dual shaft output and freewheel		✓	✓	✓	✓	✓	✓	✓
Swing bearings double column of balls		✓	✓	✓	✓	✓	✓	✓
"Ventilator" rotor		✓	✓	✓	✓	✓	✓	✓
Tool holders - forestry type		✓	✓	✓	✓	✓	✓	✓
Tool screw in steel Ø 20 mm 12.9		✓	✓	✓	✓	✓	✓	✓
Double flange in the rotor		-	-	-	✓	✓	✓	✓
Surcharge for use on tractors with reverse driving (Gearbox with dual shaft output and double freewheel)		•	•	•	•	•	•	•
Cardan shaft		•	•	•	•	•	•	•
Surcharge for rotor with knives		•	•	•	•	•	•	•

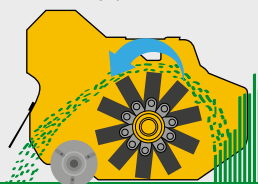
ACCESSORIES FOR BETWEEN ROWS/ORCHARDS/TREES								
FLAIL-D see page 66		•	•	•	•	•	•	•

✓ STANDARD EQUIPMENT | • OPTIONAL EQUIPMENT | - NOT AVAILABLE



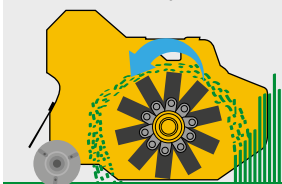
EVO PLUS REV

AGRICULTURAL SERIES

Self-cleaning roller position
unloading of mulched product behind the roller for faster working speed



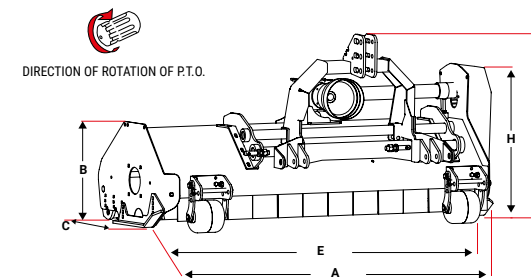
Rear roller position
unloading of mulched product in front of the roller for better shredding



Reinforced linkage (optional)



GRASS, SMALL BUSHES, PRUNINGS
SMALL WOOD, VINEYARDS, ORCHARDS,
BETWEEN-ROW DISC, PASTURES,
SET-ASIDE, PARKS, SPORTS FIELDS



DYNAMIC	A cm/in	B cm/in	C cm/in	D cm/in	E cm/in	H cm/in
135	153/60	48/19	96/38	90/36	135/53	80/31
165	180/71	48/19	96/38	90/36	162/64	80/31
180	199/78	48/19	96/38	90/36	181/71	80/31
200	219/86	48/19	96/38	90/36	201/79	80/31
220	239/94	48/19	96/38	90/36	221/87	81/32
255	271/107	48/19	96/38	90/36	253/100	81/32

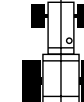


45 - 115 HP

THE BEST HAS A NAME
MORSI

DYNAMIC
AGRICULTURAL SERIES

HYDRAULIC SIDE SHIFT



STANDARD

DYNAMIC 135

69 66
29 106

DYNAMIC 165

82 79
29 132

DYNAMIC 180

82 99
29 152

DYNAMIC 200

82 119
29 172

DYNAMIC 220

82 139
29 192

DYNAMIC 255

100 153
47 206

OPTIONAL

Central gearbox

DYNAMIC 165

104 57
51 110

DYNAMIC 180

116 65
63 118

DYNAMIC 200

120 81
67 131

DYNAMIC 220

135 86
82 139

DYNAMIC 255

146 107
93 160

STRENGTH POINTS



DOUBLE HARDOX SKIN



FRAME WITH OUTER SIDE BEVELED



AUTOMATIC BELTS TENSIONERS



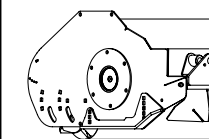
DOUBLE FLANGE IN THE ROTOR



PROFESSIONAL REAR ROLLER
Ø 140 mm with 4 taper roller bearings, mud scraper and central body interchangeable with 2 positions: 1) self-cleaning 2) rear





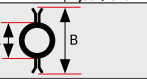
ROTOR "VENTILATOR"
electronically balanced. Forest type tool holders moulded in boron steel.



INTERNAL ROTOR BEARINGS



TRIPLE STATIC KNIFE
Increased rows of counter knives hold the material in for more complete shredding

DYNAMIC		135	165	180	200	220	255
TECHNICAL SPECIFICATIONS							
Working width <i>cm/in</i>		135 cm / 53 in	162 cm / 64 in	181 cm / 71 in	201 cm / 79 in	221 cm / 87 in	253 cm / 100 in
Machine weight <i>kg/lb</i>		445 - 530 kg 981 - 1168 lb	485 - 580 kg 1069 - 1279 lb	505 - 650 kg 1113 - 1433 lb	525 - 680 kg 1157 - 1499 lb	545 - 700 kg 1201 - 1543 lb	570 - 760 kg 1257 - 1675 lb
tools	 knives <i>optional</i> max Ø 3 cm / 1,2 in	36	36	48	48	48	60
	 hammers <i>standard</i> max Ø 5/6 cm 2,3 in - kg 1,35 / 3 lb	12	12	16	16	16	20
rotor Ø							
	A mm / in	159 x 10 mm 6,3 x 0,4 in	159 x 10 mm 6,3 x 0,4 in	159 x 10 mm 6,3 x 0,4 in	159 x 10 mm 6,3 x 0,4 in	178 x 10 mm 7 x 0,4 in	178 x 10 mm 7 x 0,4 in
	B mm / in	423 mm / 17 in	423 mm / 17 in	423 mm / 17 in	423 mm / 17 in	442 mm / 17,4 in	442 mm / 17,4 in
N° belts <i>Quad-Power®</i>		4	4	4	4	5	5
CAT.		I-II	I-II	I-II	I-II	I-II	I-II
RPM PTO <i>standard</i>	540	Rotor revolutions/ peripheral tool speed 2300 rpm 50,94 m/sec	2300 rpm 50,94 m/sec	2300 rpm 50,94 m/sec	2300 rpm 50,94 m/sec	2050 rpm 47,44 m/sec	2050 rpm 47,44 m/sec
HP max transmission		40 hp	80 hp	80 hp	110 hp	110 hp	110 hp
RPM PTO <i>optional</i>	1000	Rotor revolutions/ peripheral tool speed 2300 rpm/ 50,94 m/sec	2300 rpm/ 50,94 m/sec	2300 rpm/ 50,94 m/sec	2300 rpm/ 50,94 m/sec	2050 rpm 47,44 m/sec	2050 rpm 47,44 m/sec
HP max transmission		55 hp	110 hp	110 hp	110 hp	110 hp	110 hp
Utilization		rear mounted					

DYNAMIC	135	165	180	200	220	255
MACHINE						
Rounded frame with rounding on the outside	✓	✓	✓	✓	✓	✓
Professional rear roller Ø 140 mm with 4 taper roller bearings, mud scraper and central body interchangeable with 2 positions: 1) self-cleaning 2) rear	✓	✓	✓	✓	✓	✓
Triple static knife	✓	✓	✓	✓	✓	✓
Double Hardox steel frame	✓	✓	✓	✓	✓	✓
Front protection flaps sp. 6 mm in Hardox	✓	✓	✓	✓	✓	✓
Reflectors	✓	✓	✓	✓	✓	✓
Front wheels *	•	•	•	•	•	•
Rakes	•	•	•	•	•	•
3 point hitch lowering kit *	•	•	•	•	•	•
Wheels (instead of the roller)	•	•	•	•	•	•
Wheels (after fit)	•	•	•	•	•	•
Protection chains	•	•	•	•	•	•
Side Skids in Hardox	•	•	•	•	•	•

3 POINT HITCH	135	165	180	200	220	255
Mechanical side shift movement with chromed steel pipes	✓	✓	✓	✓	✓	✓
Hydraulic side shift movement with chromed steel pipes	•	•	•	•	•	•

TRANSMISSION	135	165	180	200	220	255
Free wheel in the gearbox	✓	✓	✓	✓	✓	✓
Oscillating bearings with double column of balls	✓	✓	✓	✓	✓	✓
"Ventilator" Rotor	✓	✓	✓	✓	✓	✓
Tool holders - Forestry type	✓	✓	✓	✓	✓	✓
Option for central gearbox	-	✓	✓	✓	✓	✓
Tool screw in steel Ø 20 mm 12.9	✓	✓	✓	✓	✓	✓
Double flange in the rotor	-	-	-	-	✓	✓
Automatic belts tensioner	✓	✓	✓	✓	✓	✓
PTO 1000 RPM	•	•	•	•	•	•
Cardan shaft	•	•	•	•	•	•
Surcharge for rotor with knives	•	•	•	•	•	•
Central gearbox	-	•	•	•	•	•

ACCESSORIES FOR BETWEEN ROWS/ORCHARDS/TREES	135	165	180	200	220	255
FLAIL-D <i>see page 60</i>	•	•	•	•	•	•
FLAIL-I (not with central gearbox) <i>see page 61</i>	•	•	•	•	•	•

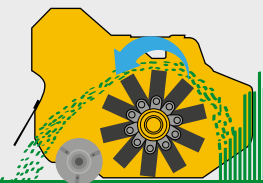
* Front wheels and 3 point hitch lowering kit are not available together.

✓ STANDARD EQUIPMENT | • OPTIONAL EQUIPMENT | - NOT AVAILABLE

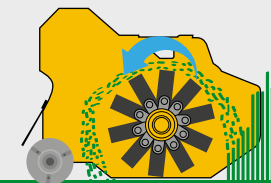
DYNAMIC

AGRICULTURAL SERIES

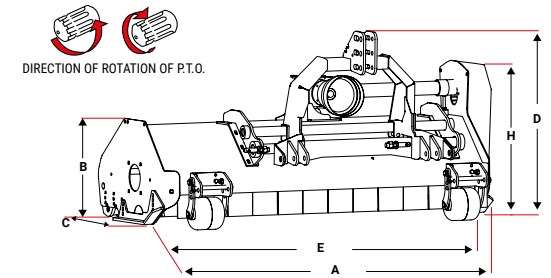
Self-cleaning roller position
unloading of mulched product behind the roller for faster working speed



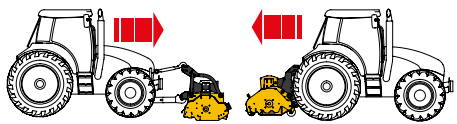
Rear roller position
unloading of mulched product in front of the roller for better shredding



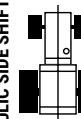
GRASS, SMALL BUSHES, PRUNINGS
SMALL WOOD, VINEYARDS, ORCHARDS,
PASTURES, SET-ASIDE, PARKS, SPORTS FIELDS



COMFORT	A cm/in	B cm/in	C cm/in	D cm/in	E cm/in	H cm/in
135	153/60	48/19	96/38	90/36	135/53	80/31
165	180/71	48/19	96/38	90/36	162/64	80/31
180	199/78	48/19	96/38	90/36	181/71	80/31
200	219/86	48/19	96/38	90/36	201/79	80/31
220	239/94	48/19	96/38	90/36	221/87	81/32
255	271/107	48/19	96/38	90/36	253/100	81/32



HYDRAULIC SIDE SHIFT



STANDARD

COMFORT 135

69 29 66 106

COMFORT 165

82 29 79 132

COMFORT 180

82 29 99 152

COMFORT 200

82 29 119 172

COMFORT 220

82 29 139 192

COMFORT 255

100 47 153 206

OPTIONAL

Central gearbox

COMFORT 165

104 51 57 110

COMFORT 180

116 63 65 118

COMFORT 200

120 67 81 131

COMFORT 220

135 82 86 139

COMFORT 255

146 93 107 160

COMFORT
AGRICULTURAL SERIES



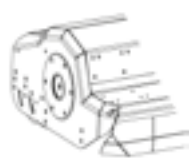
50 - 115 HP



STRENGTH POINTS



DOUBLE HARDOX SKIN



FRAME WITH OUTER SIDE BEVELED



AUTOMATIC BELTS TENSIONERS



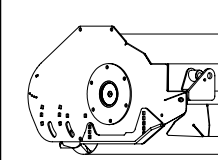
DOUBLE FLANGE IN THE ROTOR



PROFESSIONAL REAR ROLLER
Ø 140 mm with 4 taper roller bearings, mud scraper and central body interchangeable with 2 positions: 1) self-cleaning 2) rear





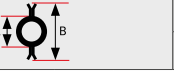
ROTOR "VENTILATOR"
electronically balanced. Forest type tool holders moulded in boron steel



INTERNAL ROTOR BEARINGS



TRIPLE STATIC KNIFE
Increased rows of counter knives hold the material in for more complete shredding

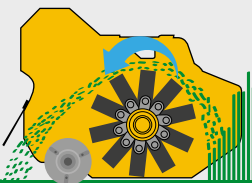
COMFORT		135	165	180	200	220	255
TECHNICAL SPECIFICATIONS							
Working width <i>cm/in</i>		135 cm / 53 in	162 cm / 64 in	181 cm / 71 in	201 cm / 79 in	221 cm / 87 in	253 cm / 100 in
Machine weight <i>kg/lb</i>		445-530 kg 981-1168 lb	485-580 kg 1069-1279 lb	505-650 kg 1113-1433 lb	525-680 kg 1157-1499 lb	545-700 kg 1201-1543 lb	570-760 kg 1257-1675 lb
tools	 knives <i>optional</i> max Ø 3 cm / 1,2 in	36	36	48	48	48	60
	 hammers <i>standard</i> max Ø 4,6 cm 1,6/2 in kg 1,35 / 3 lb	12	12	16	16	16	20
rotor Ø		A <i>mm/in</i>	159 x 10 mm 6,3 x 0,4 in	159 x 10 mm 6,3 x 0,4 in	159 x 10 mm 6,3 x 0,4 in	159 x 10 mm 6,3 x 0,4 in	178 x 10 mm 7 x 0,4 in
		B <i>mm/in</i>	423 mm / 17 in	423 mm / 17 in	423 mm / 17 in	423 mm / 17 in	442 mm / 17,4 in
N° belts <i>Quad-Power®</i>		4	4	4	4	4	4
CAT.		I-II	I-II	I-II	I-II	I-II	I-II
RPM PTO <i>optional</i>	540	Rotor revolutions/ peripheral tool speed 2300 rpm 50,94 m/sec	2300 rpm 50,94 m/sec	2300 rpm 50,94 m/sec	2300 rpm 50,94 m/sec	2050 rpm 47,44 m/sec	2050 rpm 47,44 m/sec
HP max transmission		40 hp	80 hp	80 hp	80 hp	80 hp	80 hp
RPM PTO <i>standard</i>	1000	Rotor revolutions/ peripheral tool speed 2300 rpm/ 50,94 m/sec	2300 rpm/ 50,94 m/sec	2300 rpm/ 50,94 m/sec	2300 rpm/ 50,94 m/sec	2050 rpm 47,44 m/sec	2050 rpm 47,44 m/sec
HP max transmission		55 hp	110 hp	110 hp	110 hp	110 hp	110 hp
Utilization		rear pushed (* reverse drive) / front pushed					

COMFORT	135	165	180	200	220	255
MACHINE						
Rounded frame with rounding on the outside	✓	✓	✓	✓	✓	✓
Professional rear roller Ø 140 mm with 4 taper roller bearings, mud scraper and central body interchangeable with 2 positions: 1) self-cleaning 2) rear	✓	✓	✓	✓	✓	✓
Triple static knife	✓	✓	✓	✓	✓	✓
Double Hardox steel frame	✓	✓	✓	✓	✓	✓
Front protection flaps sp. 6 mm	✓	✓	✓	✓	✓	✓
Reflectors	✓	✓	✓	✓	✓	✓
Front wheels	•	•	•	•	•	•
Rakes	•	•	•	•	•	•
3 point hitch lowering kit	•	•	•	•	•	•
Protection chains	•	•	•	•	•	•
Side skids in Hardox	•	•	•	•	•	•
3 POINT HITCH						
Mechanical side shift movement with chromed steel rod	✓	✓	✓	✓	✓	✓
Hydraulic side shift movement with chromed steel rod	•	•	•	•	•	•
TRANSMISSION						
Gearbox with double free - wheel	✓	✓	✓	✓	✓	✓
Oscillating bearings with double column of balls	✓	✓	✓	✓	✓	✓
"Ventilator" Rotor	✓	✓	✓	✓	✓	✓
Tool holders - Forestry type	✓	✓	✓	✓	✓	✓
Option for central gearbox	-	✓	✓	✓	✓	✓
Tool screw in steel Ø 20 mm 12.9	✓	✓	✓	✓	✓	✓
Double flange in the rotor	-	-	-	-	✓	✓
Automatic belts tensioner	✓	✓	✓	✓	✓	✓
PTO 540 rpm	•	•	•	•	•	•
Cardan shaft	•	•	•	•	•	•
Surcharge for rotor with knives	•	•	•	•	•	•
Central gearbox	-	•	•	•	•	•

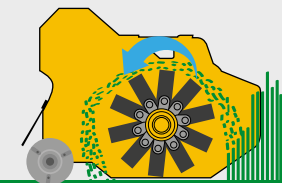
COMFORT

AGRICULTURAL SERIES

Self-cleaning roller position
unloading of mulched product behind the roller for faster working speed

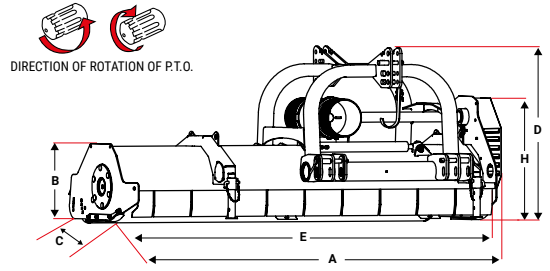


Rear roller position
unloading of mulched product in front of the roller for better shredding

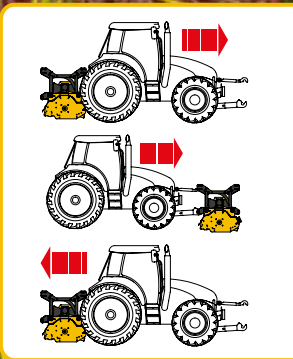




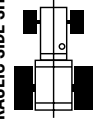
GRASS, SMALL BUSHES, LEAVES, PRUNINGS, BRAMBLES, SMALL WOOD, FIBROUS PLANTS, BRUSHWOOD, MEADOWS, GARDENS, PARKS, SPORTS FIELDS



TWICE	A cm/in	B cm/in	C cm/in	D cm/in	E cm/in	H cm/in
135	153/60	48/19	96/38	90/36	135/53	80/31
165	180/71	48/19	96/38	90/36	162/64	80/31
180	199/78	48/19	96/38	90/36	181/71	80/31
200	219/86	48/19	96/38	90/36	201/79	80/31
220	239/94	48/19	96/38	90/36	221/87	81/32
255	271/107	48/19	96/38	90/36	253/100	81/32



HYDRAULIC SIDE SHIFT



STANDARD

TWICE 135	
69	66
29	106
TWICE 165	
82	79
29	132
TWICE 180	
82	99
29	152
TWICE 200	
82	119
29	172
TWICE 220	
82	139
29	192
TWICE 255	
100	153
47	206

OPTIONAL
Central gearbox

TWICE 165	
104	57
57	110
TWICE 180	
116	65
63	118
TWICE 200	
120	81
67	131
TWICE 220	
135	86
82	139
TWICE 255	
146	107
93	160

TWICE
AGRICULTURAL SERIES



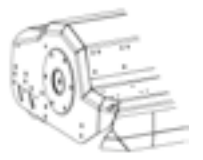
50 - 115 HP



STRENGTH POINTS



DOUBLE HARDOX SKIN



FRAME WITH OUTER SIDE BEVELED



AUTOMATIC BELTS TENSIONERS



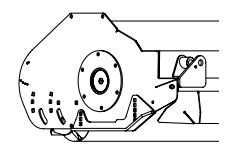
ROTORE CON DOPPIA FLANGIA (220-250)



PROFESSIONAL REAR ROLLER Ø 140 mm with 4 taper roller bearings, mud scraper and central body interchangeable with 2 positions: 1) self-cleaning 2) rear





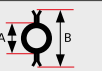
ROTOR "VENTILATOR" electronically balanced. Forest type tool holders moulded in boron steel



INTERNAL ROTOR BEARINGS



TRIPLE STATIC KNIFE Increased rows of counter knives hold the material in for more complete shredding

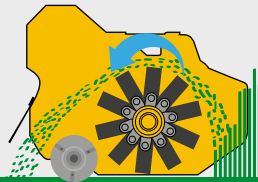
TWICE		135	165	180	200	220	255
TECHNICAL SPECIFICATIONS							
Working width		135 cm / 53 in	162 cm / 64 in	181 cm / 71 in	201 cm / 79 in	221 cm / 87 in	253 cm / 100 in
Machine weight		460 - 570 kg 1014 - 1257 lb	500 - 610 kg 1102 - 1345 lb	520 - 660 kg 1146 - 1455 lb	540 - 690 kg 1190 - 1521 lb	585 - 730 kg 1290 - 1610 lb	610 - 760 kg 1345 - 1675 lb
tools	 knives optional max Ø 3 cm / 1,2 in	36	36	48	48	60	60
	 hammers standard max Ø 4/5 cm 1,6/2 in kg 1,35/3 lb	12	12	16	16	20	20
Rotor Ø		A mm/in	159 x 10 mm 6,3 x 0,4 in	159 x 10 mm 6,3 x 0,4 in	159 x 10 mm 6,3 x 0,4 in	159 x 10 mm 6,3 x 0,4 in	178 x 10 mm 7 x 0,4 in
		B mm/in	423 mm / 17 in	423 mm / 17 in	423 mm / 17 in	423 mm / 17 in	442 mm / 17,4 in
N° belts Quad-Power®		4	4	4	4	4	4
CAT.		I-II	I-II	I-II	I-II	I-II	I-II
RPM PTO optional	540	Rotor revolutions / peripheral tool speed	2300 rpm 50,94 m/sec	2300 rpm 50,94 m/sec	2300 rpm 50,94 m/sec	2050 rpm 47,44 m/sec	2050 rpm 47,44 m/sec
HP max transmission		40 hp	80 hp	80 hp	80 hp	80 hp	80 hp
RPM PTO standard	1000	Rotor revolutions / peripheral tool speed	2300 rpm/ 50,94 m/sec	2300 rpm/ 50,94 m/sec	2300 rpm/ 50,94 m/sec	2050 rpm 47,44 m/sec	2050 rpm 47,44 m/sec
HP max transmission		55 hp	110 hp	110 hp	110 hp	110 hp	110 hp
Utilization		Rear mounted / Rear pushed (* reverse drive) / Front pushed					

TWICE	135	165	180	200	220	255
MACHINE						
Rounded frame with rounding on the outside	✓	✓	✓	✓	✓	✓
Professional rear roller Ø 140 mm with 4 taper roller bearings, mud scraper and central	✓	✓	✓	✓	✓	✓
Body interchangeable with 2 positions: 1) self-cleaning 2) rear	✓	✓	✓	✓	✓	✓
Triple static knife	✓	✓	✓	✓	✓	✓
Double Hardox steel frame	✓	✓	✓	✓	✓	✓
Front protection flaps sp. 6 mm	✓	✓	✓	✓	✓	✓
Front wheels *	•	•	•	•	•	•
Rakes	•	•	•	•	•	•
3 point hitch lowering kit *	•	•	•	•	•	•
Protection chains	•	•	•	•	•	•
Side Skids in Hardox	•	•	•	•	•	•
3 POINT HITCH						
Mechanical side shift movement with chromed steel rod	✓	✓	✓	✓	✓	✓
Hydraulic side shift movement with chromed steel rod (+10 kg)	•	•	•	•	•	•
TRANSMISSION						
Gearbox with double free - wheel	✓	✓	✓	✓	✓	✓
Oscillating bearings with double column of balls	✓	✓	✓	✓	✓	✓
"Ventilator" Rotor	✓	✓	✓	✓	✓	✓
Tool holders - Forestry type	✓	✓	✓	✓	✓	✓
Option for central gearbox	-	✓	✓	✓	✓	✓
Tool screw in steel Ø 20 mm 12.9	✓	✓	✓	✓	✓	✓
Double flange in the rotor	-	-	-	-	✓	✓
Automatic belts tensioner	✓	✓	✓	✓	✓	✓
PTO 540 rpm	•	•	•	•	•	•
Cardan shaft	•	•	•	•	•	•
Surcharge for rotor with knives	•	•	•	•	•	•
Central gearbox	-	•	•	•	•	•

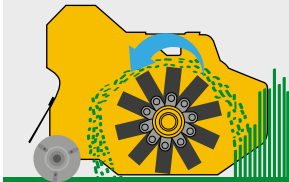
TWICE

AGRICULTURAL SERIES

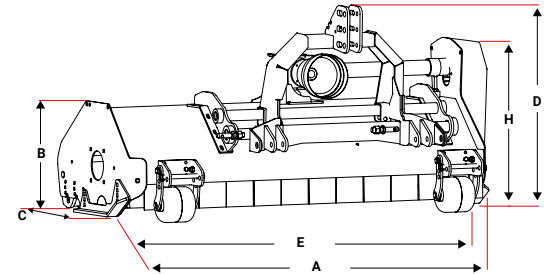
Self-cleaning roller position
unloading of mulched product behind the roller
for faster working speed




Rear roller position
unloading of mulched product in front of the
roller for better shredding



GRASS, BUSHES SMALL, LEAVES, GRASS MAINTENANCE
SMALL WOOD, BRAMBLES, FIBROUS PLANTS, BRUSHWOOD,
PARKS, SPORT FIELDS, WIDE GREEN AREAS, SET-ASIDE,
PASTURES



WPG	A cm/in	B cm/in	C cm/in	D cm/in	E cm/in	H cm/in
1450	162/64	54/ 21	138/54	86/34	145/57	58/23
1600	175/69	52/20	133/52	86/34	155/61	58/23
1800	200/79	52/20	133/52	86/34	182/72	58/23
2000	220/87	52/20	133/52	86/34	200/79	58/23
2300	250/98	52/20	133/52	86/34	228/90	58/23
2500	273/107	52/20	133/52	86/34	251/99	58/23
2800	298/117	52/20	133/52	86/34	281/111	58/23
3000	317/125	54/ 21	138/54	88/35	300/118	60/24
3200	336/132	54/ 21	138/54	88/35	320/126	60/24



WPG

AGRICULTURAL SERIES



65 - 130 HP



STRENGTH POINTS



DOUBLE FLANGE IN THE ROTOR
(2300-2500-2800-3000-3200)



ROTOR "VENTILATOR"
electronically balanced, Forest type tool holders
moulded in boron steel.



FREE WHEEL IN THE GEARBOX

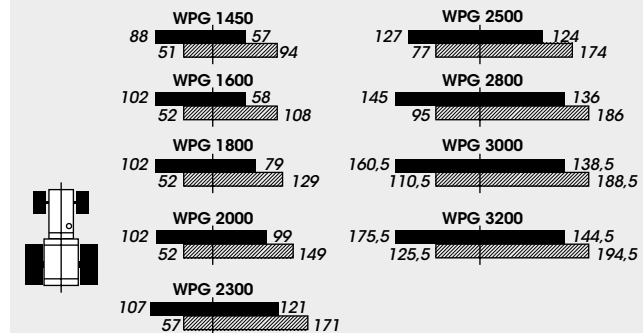




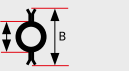
**EXTERNAL ROTOR SUPPORT
IN PRESSED STEEL**
The external rotor support allows the easy dismantling
/ replacement of the bearings and dust seals

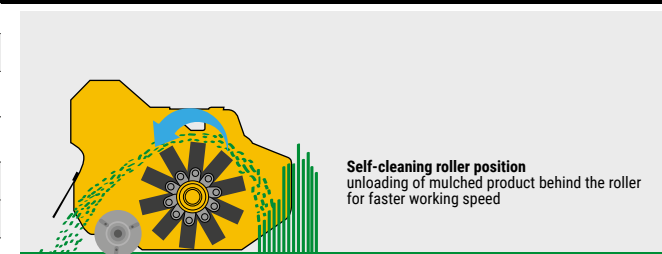


DOUBLE ROWS OF COUNTER KNIVES
Increased rows of counter knives hold the material in
for more complete shredding

HYDRAULIC SIDE SHIFT



WPG	1450	1600	1800	2000	2300	2500	2800	3000	3200	
TECHNICAL SPECIFICATIONS										
Working width <i>cm/in</i>	145 / 57	155 / 61	182 / 72	200 / 79	228 / 90	251 / 99	281 / 111	300 / 118	320 / 126	
Machine weight <i>kg/lb</i>	500 - 620 / 1102 - 1367	520 - 640 / 1146 - 1411	535 - 690 / 1179 - 1521	575 - 700 / 1266 - 1543	635 - 760 / 1400 - 1675	698 - 785 / 1539 - 1731	780 - 860 / 1720 - 1896	810 - 890 / 1786 - 1962	840 - 920 / 1852 - 2028	
tools	 knives <i>optional</i> max Ø 4 cm	36	36	48	48	60	60	72	72	84
	 hammers <i>standard</i> max Ø 8 cm - Kg 1,7	12	12	16	16	20	20	24	24	28
rotor Ø		A <i>mm/in</i>	194 x 10 / 7,6 x 0,4 in	194 x 10 / 7,6 x 0,4 in	194 x 10 / 7,6 x 0,4 in	194 x 10 / 7,6 x 0,4 in	194 x 10 / 7,6 x 0,4 in	194 x 10 / 7,6 x 0,4 in	219 x 10 / 8,7 x 0,4 in	219 x 10 / 8,7 x 0,4 in
		B <i>mm/in</i>	454 / 17,9 in	454 / 17,9 in	454 / 17,9 in	454 / 17,9 in	454 / 17,9 in	454 / 17,9 in	454 / 17,9 in	479 / 18,9 in
N° belts	4	4	4	4	4	4	4 Quad-Power®	5 Quad-Power®	5 Quad-Power®	
CAT.	II	II	II	II	II	II	II	II	II	
RPM PTO <i>standard</i>	540	540	540	540	540	540	540	540	540	
	Rotor revolutions / peripheral tool speed	2530 rpm 60.11 m/sec	2530 rpm 60.11 m/sec	2530 rpm 60.11 m/sec	2530 rpm 60.11 m/sec	2530 rpm 60.11 m/sec	2140 rpm 51 m/sec	1800 rpm 45 m/sec	1800 rpm 45 m/sec	
HP max transmission	80 hp	80 hp	80 hp	80 hp	80 hp	85 hp	90 hp	100 hp	110 hp	
Utilization	Rear mounted									

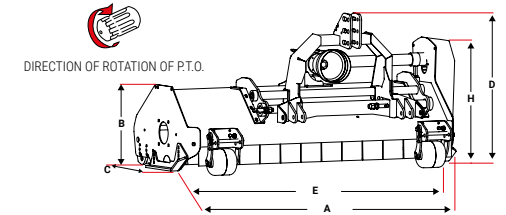


WPG	1450	1600	1800	2000	2300	2500	2800	3000	3200
MACHINE									
Monocoque frame th. 6 mm	✓	✓	✓	✓	✓	✓	✓	✓	✓
Rear roller Ø 194 mm with roller bearings, mud scraper and double positions: 1) self-cleaning 2) rear	✓	✓	✓	✓	✓	✓	✓	✓	✓
Double rows of counter knives	✓	✓	✓	✓	✓	✓	✓	✓	✓
Front protection flaps	✓	✓	✓	✓	✓	✓	✓	✓	✓
Reflectors	✓	✓	✓	✓	✓	✓	✓	✓	✓
Wear plate (double skin)	✓	✓	✓	✓	✓	✓	✓	✓	✓
Rakes	✓	✓	✓	✓	✓	✓	✓	✓	✓
Side Skids	✓	✓	✓	✓	✓	✓	✓	✓	✓
Chains set supplied separately	•	•	•	•	•	•	•	•	•
3 POINT HITCH									
Hydraulic side shift movement with chromed steel pipes	✓	✓	✓	✓	✓	✓	✓	✓	✓
TRANSMISSION									
Free wheel in the gear box	✓	✓	✓	✓	✓	✓	✓	✓	✓
Oscillating bearings with double column of balls	✓	✓	✓	✓	✓	✓	✓	✓	✓
"Ventilator" rotor	✓	✓	✓	✓	✓	✓	✓	✓	✓
Tool holders - Forestry type	✓	✓	✓	✓	✓	✓	✓	✓	✓
Tool screw in steel Ø 20 mm 12.9	✓	✓	✓	✓	✓	✓	✓	✓	✓
Double flange in the rotor	-	-	-	-	✓	✓	✓	✓	✓
Cardan shaft	✓	✓	✓	✓	✓	✓	✓	✓	✓
Knives set supplied separately	•	•	•	•	•	•	•	•	•

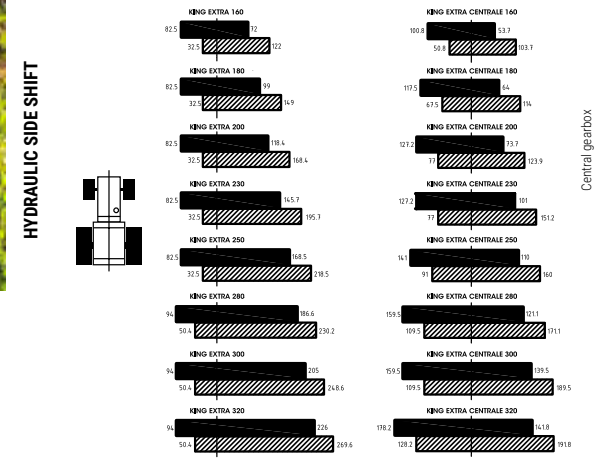




GRASS, SMALL BUSHES, LEAVES, FIBROUS PLANTS, GRASS MAINTENANCE AND BIG SIZE WOOD, BETWEEN-ROW DISC



KING EXTRA	A cm/in	B cm/in	C cm/in	D cm/in	E cm/in	H cm/in
160	175/69	52/20	98/39	93/37	155/61	77/30
180	201/79	52/20	98/39	93/37	181/71	77/30
200	221/87	52/20	98/39	93/37	201/79	77/30
230	248/98	52/20	98/39	93/37	228/90	77/30
250	271/107	52/20	98/39	93/37	251/99	77/30
280	301/119	54/21	102/40	95/37	281/111	78/31
300	322/127	54/21	111/44	104/41	299/118	78/31
320	343/126	54/21	111/44	104/41	320/126	78/31



KING EXTRA

PROFESSIONAL SERIES



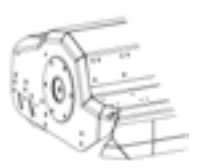
50 - 115 HP



STRENGTH POINTS



DOUBLE HARDOX SKIN



FRAME WITH OUTER SIDE BEVELED



AUTOMATIC BELTS TENSIONERS



DOUBLE FLANGE IN THE ROTOR (230-250-280-300-320)



PROFESSIONAL REAR ROLLER Ø 194 mm with 4 taper roller bearings, mud scraper and central body interchangeable with 2 positions: 1) self-cleaning 2) rear (optional)



ROTOR "VENTILATOR" electronically balanced. Forest type tool holders moulded in boron steel



EXTERNAL ROTOR SUPPORT IN PRESSED STEEL The external rotor support allows the easy dismantling / replacement of the bearings and dust seals



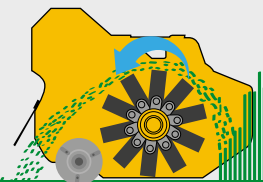
TRIPLE STATIC KNIFE Increased rows of counter knives hold the material in for more complete shredding

KING EXTRA		160	180	200	230	250	280	300	320
TECHNICAL SPECIFICATIONS									
Working width <i>cm/in</i>		155 / 61	181 / 71	201 / 79	228 / 90	251 / 99	281 / 111	299 / 118	320 / 126
Machine weight <i>kg/lb</i>		695 - 790 / 1532 - 1742	710 - 850 / 1565 - 1874	730 - 870 / 1610 - 1918	750 - 895 / 1653 - 1973	789 - 939 / 1739 - 2070	810 - 980 / 1786 - 2161	835 - 1010 / 1841 - 2227	965 - 1160 / 2127 - 2557
tools	knives <i>optional</i> max Ø 3,5 cm	36	48	48	60	60	96	96	96
	hammers <i>standard</i> max Ø 8/10 cm kg 2,1	12	16	16	20	20	32	32	32
rotor Ø	A mm/in	194 x 12,5 / 7,7 x 0,5	194 x 12,5 / 7,7 x 0,5	194 x 12,5 / 7,7 x 0,5	194 x 12,5 / 7,7 x 0,5	194 x 12,5 / 7,7 x 0,5	219 x 10 / 8,7 x 0,4 in	219 x 10 / 8,7 x 0,4 in	219 x 10 / 8,7 x 0,4 in
	B mm/in	454 / 17,9 in	454 / 17,9 in	454 / 17,9 in	454 / 17,9 in	454 / 17,9 in	480 / 18,9 in	480 / 18,9 in	480 / 18,9 in
N° belts <i>Quad-Power®</i>		4	4	4	4	5	5	5	5
CAT.		I-II	I-II	I-II	I-II	I-II	I-II	I-II	I-II
RPM PTO	540	2025 rpm 48 m/sec	2025 rpm 48 m/sec	2025 rpm 48 m/sec	2025 rpm 48 m/sec	2025 rpm 48 m/sec	1918 rpm 48 m/sec	1800 rpm 45,25 m/sec	1800 rpm 45,25 m/sec
HP max transmission		80 hp	80 hp	80 hp	80 hp	100 hp	110 hp	110 hp	110 hp
Utilization		Rear mounted							

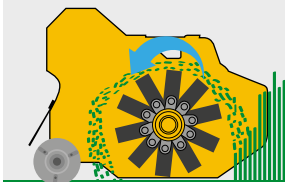
KING EXTRA

PROFESSIONAL SERIES

Self-cleaning roller position
unloading of mulched product behind the roller
for faster working speed



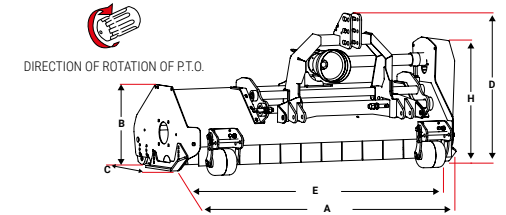
Rear roller position
unloading of mulched product in front of the
roller for better shredding



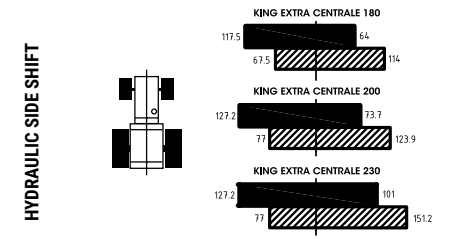
KING EXTRA		160	180	200	230	250	280	300	320
MACHINE									
Double Hardox steel frame		✓	✓	✓	✓	✓	✓	✓	✓
Front protection flaps sp.6 mm		✓	✓	✓	✓	✓	✓	✓	✓
Rounded frame with outer side beveled		✓	✓	✓	✓	✓	✓	✓	✓
Triple static knife		✓	✓	✓	✓	✓	✓	✓	✓
Rear roller Ø 194 mm with 4 taper roller bearings double positions: 1) self-cleaning 2) rear		✓	✓	✓	✓	✓	✓	✓	✓
Reflectors		✓	✓	✓	✓	✓	✓	✓	✓
Removable rear bonnet for inspection		✓	✓	✓	✓	✓	✓	✓	✓
Professional rear roller Ø 194 mm with 4 taper roller bearings, mud scraper and central body interchangeable with 2 positions: 1) selfcleaning 2) rear		FACTORY FIT ONLY •	•	•	•	•	•	•	•
		AFTER FIT •	•	•	•	•	•	•	•
Pair of wheels (instead of the standard roller) NO with Flail-D		FACTORY FIT ONLY •	•	•	•	•	•	•	•
		AFTER FIT •	•	•	•	•	•	•	•
Front wheels		•	•	•	•	•	•	•	•
Rakes		•	•	•	•	•	•	•	•
Protection chains		•	•	•	•	•	•	•	•
Side Skids in Hardox		•	•	•	•	•	•	•	•
3 POINT HITCH									
Mechanical side shift movement with steel rod		✓	✓	✓	✓	✓	✓	✓	✓
Hydraulic side shift movement with steel rod CAT. II		•	•	•	•	•	•	•	•
Hydraulic side shift movement in cast iron with nylon bushings and hardened chromed steel rod CAT. I-II		•	•	•	•	•	•	•	•
TRANSMISSION									
Free wheel in the gearbox		✓	✓	✓	✓	✓	✓	✓	✓
Oscillating bearings with double column of balls		✓	✓	✓	✓	✓	✓	✓	✓
"Ventilator" Rotor		✓	✓	✓	✓	✓	✓	✓	✓
Tool holders - Forestry type		✓	✓	✓	✓	✓	✓	✓	✓
Option for Central gearbox		✓	✓	✓	✓	✓	✓	✓	✓
Tool screw in steel Ø 20 mm 12.9		✓	✓	✓	✓	✓	✓	✓	✓
Double flange in the rotor		-	-	-	✓	✓	✓	✓	✓
Automatic belts tensioner		✓	✓	✓	✓	✓	✓	✓	✓
Central gearbox		•	•	•	•	•	•	•	•
Cardan shaft		•	•	•	•	•	•	•	•
Extra cost for blades mounting		•	•	•	•	•	•	•	•
ACCESSORIES FOR BETWEEN ROWS/ORCHARDS/TREES									
FLAIL-D <i>see page 62</i>		•	•	•	•	•	•	•	•



GRASS, SMALL BUSHES, LEAVES, FIBROUS PLANTS,
GRASS MAINTENANCE AND BIG SIZE WOOD



KING FORREST	A cm/in	B cm/in	C cm/in	D cm/in	E cm/in	H cm/in
180	201/79	52/20	98/39	93/37	181/71	77/30
200	221/87	52/20	98/39	93/37	201/79	77/30
230	248/98	52/20	98/39	93/37	228/90	77/30



HYDRAULIC SIDE SHIFT

CENTRAL GEARBOX



KING FORREST

PROFESSIONAL SERIES



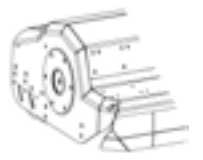
70 - 140 HP



STRENGTH POINTS



DOUBLE HARDOX SKIN



FRAME WITH OUTER SIDE BEVELED



AUTOMATIC BELTS TENSIONERS



DOUBLE FLANGE IN THE ROTOR
(230-250-280-300-320)



PROFESSIONAL REAR ROLLER
Ø 194 mm with 4 taper roller bearings, mud scraper and central body interchangeable with 2 positions: 1) self-cleaning 2) rear (optional)




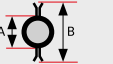
ROTOR "VENTILATOR"
electronically balanced. Forest type tool holders moulded in boron steel



EXTERNAL ROTOR SUPPORT IN PRESSED STEEL
The external rotor support allows the easy dismantling / replacement of the bearings and dust seals



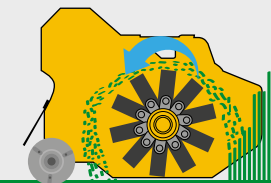
TRIPLE STATIC KNIFE
Increased rows of counter knives hold the material in for more complete shredding

KING FORREST		180	200	230
TECHNICAL SPECIFICATIONS				
Working width cm/in		181 / 71	201 / 79	228 / 90
Machine weight kg/lb		950 - 1050 / 2094 - 2315	1100 - 1190 / 2425 - 2623	1190 - 1280 / 2623 - 2822
Tools 	hammers standard max Ø 8/10 cm kg 2,1	16	16	20
Rotor Ø 	A mm/in	194 x 12,5 / 7,7 x 0,5	194 x 12,5 / 7,7 x 0,5	194 x 12,5 / 7,7 x 0,5
	B mm/in	454 / 17,9 in	454 / 17,9 in	454 / 17,9 in
N° belts Quad-Power®		4	4	4
CAT.		I-II	I-II	I-II
RPM PTO 540 standard	Rotor revolutions / peripheral tool speed	2250 rpm 54 m/sec	2250 rpm 54 m/sec	2250 rpm 54 m/sec
HP max transmission		140 hp	140 hp	140 hp
RPM PTO 1000 reversing the pulleys	Rotor revolutions / peripheral tool speed	2160 rpm 52 m/sec	2160 rpm 52 m/sec	2160 rpm 52 m/sec
HP max transmission		140 hp	140 hp	140 hp
Utilization		rear mounted / rear pushed (reverse drive) / front pushed		

KING FORREST

PROFESSIONAL SERIES

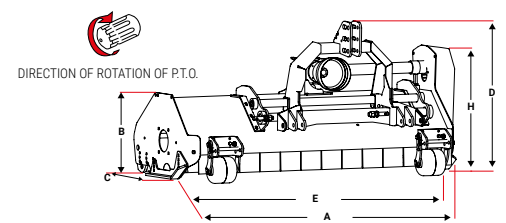
Rear roller position
unloading of mulched product in front of the
roller for better shredding



KING FORREST	180	200	230
MACHINE			
Double Hardox steel frame	✓	✓	✓
Rounded frame with outer side beveled	✓	✓	✓
Front protection flaps sp.6 mm (0,23 in)	✓	✓	✓
Triple static knife	✓	✓	✓
Professional rear roller Ø 194 mm (7,7 in) with 4 taper roller bearings, mud scraper and central body interchangeable	✓	✓	✓
Reflectors	✓	✓	✓
Removable rear bonnet for inspection	✓	✓	✓
Row of protective chains with screwed flaps	✓	✓	✓
Side skids in Hardox	•	•	•
3 POINT HITCH			
Hydraulic side shift movement with steel rod CAT. II	✓	✓	✓
Hydraulic side shift movement in cast iron with nylon bushings and hardened chromed steel rod CAT. I-II	•	•	•
TRANSMISSION			
Double freewheel gearbox (only PTO 1000 rpm)	✓	✓	✓
Convertible to PTO 1000 rpm by inverting the pulleys	✓	✓	✓
Oscillating bearings with double column of balls	✓	✓	✓
"Ventilator" rotor	✓	✓	✓
Tool holders - Forestry type	✓	✓	✓
Central gearbox	✓	✓	✓
Tool screw in steel Ø 20 mm (0,78 in) 12.9	✓	✓	✓
Double flange in the rotor	-	-	✓
Automatic belts tensioner	✓	✓	✓
Hexalobe cardan shaft	•	•	•



**GRASS, SMALL BUSHES, LEAVES,
FIBROUS PLANTS, GRASS MAINTENANCE AND BIG SIZE
WOOD, BETWEEN-ROW DISC**



FRUIT EXTRA	A cm/in	B cm/in	C cm/in	D cm/in	E cm/in	H cm/in
160	175/69	52/20	98/39	93/37	155/61	77/30
180	201/79	52/20	98/39	93/37	181/71	77/30
200	221/87	52/20	98/39	93/37	201/79	77/30
230	248/98	52/20	98/39	93/37	228/90	77/30
250	271/107	52/20	98/39	93/37	251/99	77/30
280	301/119	54/21	102/40	95/37	281/111	78/31
300	322/127	54/21	111/44	104/41	299/118	78/31
320	343/126	54/21	111/44	104/41	320/126	78/31



FRUIT EXTRA

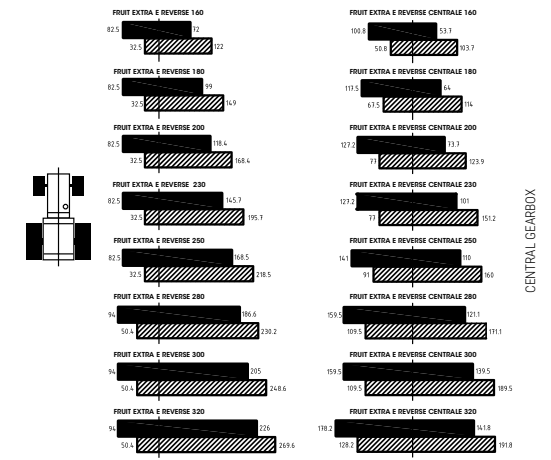
PROFESSIONAL SERIES



60 - 130 HP



HYDRAULIC SIDE SHIFT

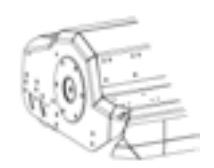


CENTRAL GEARBOX

STRENGTH POINTS



MONOCOQUE FRAME IN HARDOX



FRAME WITH OUTER SIDE BEVELED



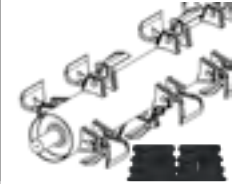
AUTOMATIC BELTS TENSIONERS



DOUBLE FLANGE IN THE ROTOR (230-250-280-300-320)



PROFESSIONAL REAR ROLLER Ø 194 mm with 4 taper roller bearings, mud scraper and central body interchangeable with 2 positions: 1) self-cleaning 2) rear



ROTOR "VENTILATOR" electronically balanced. Forest type tool holders moulded in boron steel



EXTERNAL ROTOR SUPPORT IN PRESSED STEEL
The external rotor support allows the easy dismantling / replacement of the bearings and dust seals



4 BARS OF COUNTER KNIFE FOR FINE SHREDDING
Increased rows of counter knives hold the material in for more complete shredding

FRUIT EXTRA		160	180	200	230	250	280	300	320
TECHNICAL SPECIFICATIONS									
Working width <i>cm/in</i>		155 / 61	181 / 71	201 / 79	228 / 90	251 / 99	281 / 111	299 / 118	320 / 126
Machine weight <i>kg/lb</i>		805 - 865 / 1775 - 1907	835 - 895 / 1841 - 1973	855 - 925 / 1885 - 2039	875 - 960 / 1929 - 2116	930 - 1010 / 2050 - 2227	1050 - 1130 / 2315 - 2491	1120 - 1240 / 2469 - 2734	1195 - 1340 / 2634 - 2954
tools	knives <i>optional</i> max Ø 3,5 cm	36	48	48	60	60	96	96	96
	hammers <i>standard</i> max Ø 12 cm kg 2,1	12	16	16	20	20	32	32	32
rotor Ø	A <i>mm/in</i>	194 x 12,5 / 7,7 x 0,5	194 x 12,5 / 7,7 x 0,5	194 x 12,5 / 7,7 x 0,5	194 x 12,5 / 7,7 x 0,5	194 x 12,5 / 7,7 x 0,5	219 x 10 / 8,7 x 0,4 in	219 x 10 / 8,7 x 0,4 in	219 x 10 / 8,7 x 0,4 in
	B <i>mm/in</i>	454 / 17,9 in	454 / 17,9 in	454 / 17,9 in	454 / 17,9 in	454 / 17,9 in	480 / 18,9 in	480 / 18,9 in	480 / 18,9 in
N° belts <i>Quad-Power®</i>		4	4	4	4	5	5	5	5
CAT.		I-II	I-II	I-II	I-II	I-II	I-II	I-II	I-II
RPM PTO	540	2530 rpm 60 m/sec	2530 rpm 60 m/sec	2530 rpm 60 m/sec	2025 rpm 48 m/sec	2025 rpm 48 m/sec	1918 rpm 48 m/sec	1800 rpm 45,25 m/sec	1800 rpm 45,25 m/sec
HP max transmission		80 hp	80 hp	80 hp	80 hp	100 hp	110 hp	110 hp	110 hp
Utilization		rear mounted							

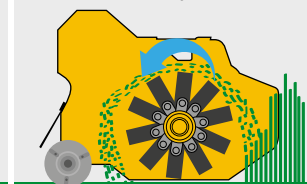
FRUIT EXTRA

PROFESSIONAL SERIES




Self-cleaning roller position
unloading of mulched product behind the roller
for faster working speed



Rear roller position
unloading of mulched product in front of the
roller for better shredding

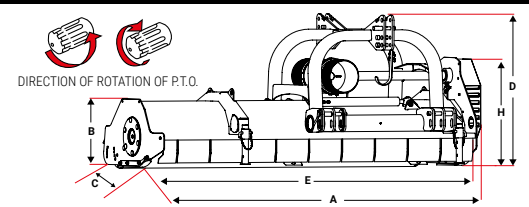


FRUIT EXTRA		160	180	200	230	250	280	300	320
MACHINE									
Monocoque frame in Hardox th. 6 mm		✓	✓	✓	✓	✓	✓	✓	✓
Front protection flaps in Hardox th. 6 mm		✓	✓	✓	✓	✓	✓	✓	✓
Rounded frame with outer side beveled		✓	✓	✓	✓	✓	✓	✓	✓
4 bars of counter - knife for fine shredding		✓	✓	✓	✓	✓	✓	✓	✓
Professional rear roller Ø 194 mm with 4 taper roller bearings, mud scraper and central body interchangeable with 2 positions: 1) self-cleaning 2) rear		✓	✓	✓	✓	✓	✓	✓	✓
Reflectors		✓	✓	✓	✓	✓	✓	✓	✓
Pair of front wheels		•	•	•	•	•	•	•	•
Steering wheels (instead of the roller) NOT WITH TIK, FLAIL-D, FLAIL-I		•	•	•	•	•	•	•	•
Steering wheels (AFTER FIT) NOT WITH TIK, FLAIL-D, FLAIL-I		•	•	•	•	•	•	•	•
Rakes		•	•	•	•	•	•	•	•
Protection chains		•	•	•	•	•	•	•	•
Side Skids in Hardox		•	•	•	•	•	•	•	•
3 POINT HITCH									
Mechanical side shift movement in cast iron with nylon bushings and hardened chromed steel rod CAT. I-II		✓	✓	✓	✓	✓	✓	✓	✓
Mechanical side shift movement in cast iron with nylon bushings and hardened chromed steel rod CAT. I-II		•	•	•	•	•	•	•	•
TRANSMISSION									
Free wheel in the gearbox		✓	✓	✓	✓	✓	✓	✓	✓
Oscillating bearings with double column of balls		✓	✓	✓	✓	✓	✓	✓	✓
"Ventilator" Rotor		✓	✓	✓	✓	✓	✓	✓	✓
Tool holders - Forestry type		✓	✓	✓	✓	✓	✓	✓	✓
Option for Central gearbox		✓	✓	✓	✓	✓	✓	✓	✓
Tool screw in steel Ø 20 mm 12,9		✓	✓	✓	✓	✓	✓	✓	✓
Double flange in the rotor		-	-	-	✓	✓	✓	✓	✓
Automatic belts tensioner		✓	✓	✓	✓	✓	✓	✓	✓
Central gearbox		•	•	•	•	•	•	•	•
Cardan shaft		•	•	•	•	•	•	•	•
Extra cost for blades mounting		•	•	•	•	•	•	•	•
ACCESSORIES FOR BETWEEN ROWS/ORCHARDS/TREES									
TIK 800 (not with Central gearbox) see page 64		•	•	•	•	•	•	•	•
FLAIL-D see page 62		•	•	•	•	•	•	•	•
FLAIL-I (not with Central gearbox) see page 63		•	•	•	•	•	•	•	•

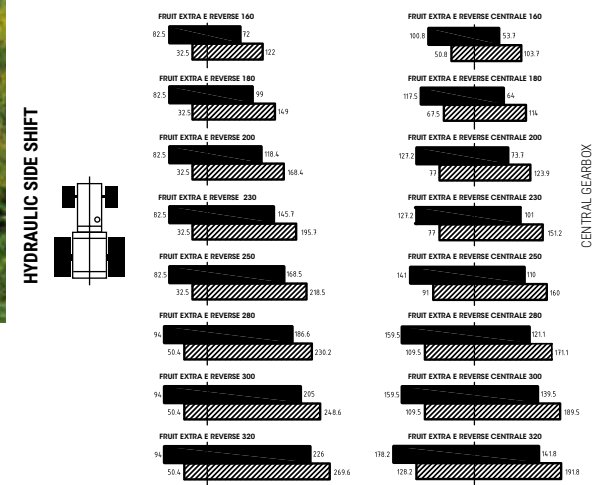
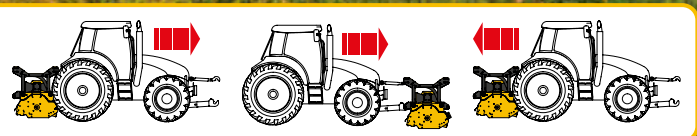




GRASS, SMALL BUSHES, LEAVES, FIBROUS PLANTS, GRASS MAINTENANCE AND BIG SIZE WOOD, BETWEEN-ROW DISC



FRUIT EXTRA REV	A cm/in	B cm/in	C cm/in	D cm/in	E cm/in	H cm/in
160	175/69	52/20	134/53	100/39	155/61	77/30
180	201/79	52/20	134/53	100/39	181/71	77/30
200	221/87	52/20	134/53	100/39	201/79	77/30
230	248/98	52/20	134/53	100/39	228/90	77/30
250	271/107	52/20	134/53	100/39	251/99	77/30
280	301/119	54/21	134/53	100/39	281/111	78/31
300	322/127	54/21	134/53	104/41	299/118	78/31
320	343/126	54/21	134/53	104/41	320/126	78/31



FRUIT EXTRA REVERSE

PROFESSIONAL SERIES



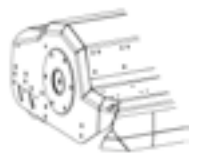
60 - 130 HP



STRENGTH POINTS



MONOCOQUE FRAME IN HARDOX



FRAME WITH OUTER SIDE BEVELED



AUTOMATIC BELTS TENSIONERS



DOUBLE FLANGE IN THE ROTOR (230-250-280-300-320)



PROFESSIONAL REAR ROLLER Ø 194 mm with 4 taper roller bearings, mud scraper and central body interchangeable with 2 positions: 1) self-cleaning 2) rear



ROTOR "VENTILATOR" electronically balanced. Forest type tool holders moulded in boron steel



EXTERNAL ROTOR SUPPORT IN PRESSED STEEL The external rotor support allows the easy dismantling / replacement of the bearings and dust seals



4 BARS OF COUNTER KNIFE FOR FINE SHREDDING Increased rows of counter knives hold the material in for more complete shredding

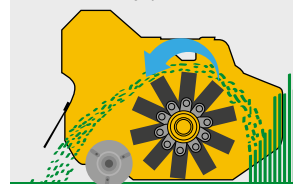
FRUIT EXTRA REVERSE		160	180	200	230	250	280	300	320
TECHNICAL SPECIFICATIONS									
Working width <i>cm/in</i>		155 / 61	181 / 71	201 / 79	228 / 90	251 / 99	281 / 111	299 / 118	320 / 126
Machine weight <i>kg/lb</i>		855 - 930 1885 - 2050	885 - 955 1951 - 2105	905 - 990 1995 - 2182	925 - 1025 2039 - 2260	980 - 1080 2160 - 2381	1100 - 1210 2425 - 2667	1170 - 1290 2579 - 2844	1250 - 1385 2755 - 3053
tools	knives <i>optional</i> max Ø 3,5 cm	36	48	48	60	60	96	96	96
	hammers <i>standard</i> max Ø 12 cm - kg 2,1	12	16	16	20	20	32	32	32
rotor Ø	A mm	194 x 12,5 / 7,7 x 0,5	194 x 12,5 / 7,7 x 0,5	194 x 12,5 / 7,7 x 0,5	194 x 12,5 / 7,7 x 0,5	194 x 12,5 / 7,7 x 0,5	219 x 10 / 8,7 x 0,4 in	219 x 10 / 8,7 x 0,4 in	219 x 10 / 8,7 x 0,4 in
	B mm	454 / 17,9 in	454 / 17,9 in	454 / 17,9 in	454 / 17,9 in	454 / 17,9 in	480 / 18,9 in	480 / 18,9 in	480 / 18,9 in
N° belts <i>Quad-Power®</i>		4	4	4	4	5	5	5	5
CAT.		II	II	II	II	II	II	II	II
RPM PTO <i>optional</i>	540	Rotor revolutions 48 m/sec <i>reversing the pulleys</i>	2025 rpm 48 m/sec <i>reversing the pulleys</i>	2025 rpm 48 m/sec <i>reversing the pulleys</i>	2025 rpm 48 m/sec <i>reversing the pulleys</i>	2025 rpm 48 m/sec <i>optional</i>	1918 rpm 48 m/sec <i>optional</i>	1800 rpm 45,25 m/sec <i>optional</i>	1800 rpm 45,25 m/sec <i>optional</i>
HP max transmission		80 hp	80 hp	80 hp	80 hp	100 hp	110 hp	110 hp	110 hp
RPM PTO <i>standard</i>	1000	Rotor revolutions 57 m/sec	2400 rpm 57 m/sec	2400 rpm 57 m/sec	2400 rpm 57 m/sec	2000 rpm 47,55 m/sec	1890 rpm 47,50 m/sec	1776 rpm 44,65 m/sec	1776 rpm 44,65 m/sec
HP max transmission		90 hp	90 hp	90 hp	90 hp	110 hp	125 hp	125 hp	125 hp
Utilization		rear mounted / rear pushed (* reverse drive) / front pushed / front mounted							

FRUIT EXTRA REVERSE	160	180	200	230	250	280	300	320
MACHINE								
Monocoque frame in Hardox th.6 mm	✓	✓	✓	✓	✓	✓	✓	✓
Front protection flaps in Hardox th. 6 mm	✓	✓	✓	✓	✓	✓	✓	✓
Rounded frame with outer side beveled	✓	✓	✓	✓	✓	✓	✓	✓
4 bars of counter - knife for fine shredding	✓	✓	✓	✓	✓	✓	✓	✓
Professional rear roller Ø 194 mm with 4 taper roller bearings, mud scraper and central body interchangeable with 2 positions: 1) selfcleaning 2) rear	✓	✓	✓	✓	✓	✓	✓	✓
Reflectors	✓	✓	✓	✓	✓	✓	✓	✓
Pair of front wheels	•	•	•	•	•	•	•	•
Rakes	•	•	•	•	•	•	•	•
Protection chains	•	•	•	•	•	•	•	•
Side skids in Hardox	•	•	•	•	•	•	•	•
3 POINT HITCH								
Double mechanical side shift movement with chromed steel pipes	✓	✓	✓	✓	✓	✓	✓	✓
Double hydraulic side shift movement with chromed steel rod	•	•	•	•	•	•	•	•
TRANSMISSION								
Gearbox with double free - wheel	✓	✓	✓	✓	✓	✓	✓	✓
Oscillating bearings with double column of balls	✓	✓	✓	✓	✓	✓	✓	✓
"Ventilator" rotor	✓	✓	✓	✓	✓	✓	✓	✓
Tool holders - Forestry type	✓	✓	✓	✓	✓	✓	✓	✓
Option for central gearbox	✓	✓	✓	✓	✓	✓	✓	✓
Tool screw in steel Ø 20 mm 12.9	✓	✓	✓	✓	✓	✓	✓	✓
Double flange in the rotor	-	-	-	✓	✓	✓	✓	✓
Automatic belts tensioner	✓	✓	✓	✓	✓	✓	✓	✓
Central gearbox	•	•	•	•	•	•	•	•
PTO 540 rpm	•	•	•	•	•	•	•	•
Cardan shaft	•	•	•	•	•	•	•	•
Extra cost for blades mounting	•	•	•	•	•	•	•	•

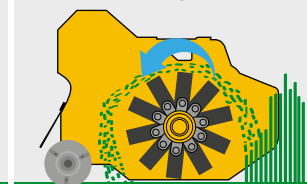
FRUIT EXTRA REVERSE

PROFESSIONAL SERIES


Self-cleaning roller position
unloading of mulched product behind the roller for faster working speed



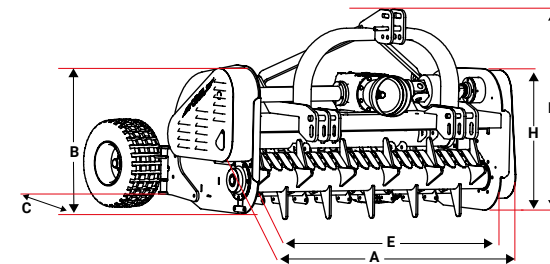
Rear roller position
unloading of mulched product in front of the roller for better shredding



VINE SHOOTS, GRASS MAINTENANCE,
WOOD, BIG SIZE WOOD



MY OWNER +
STRENX



WPKL	A cm/in	B cm/in	C cm/in	D cm/in	E cm/in	H cm/in
1450	173/68	68/27	106/42	107/42	145/57	73/29
1600	185/73	68/27	110/43	109/43	154/61	73/29
1800	210/83	68/27	110/43	109/43	181/71	73/29



DIRECTION OF ROTATION OF P.T.O.

WPKL
PROFESSIONAL SERIES



60 - 90 HP

THE BEST HAS A NAME
ORSI

STRENGTH POINTS



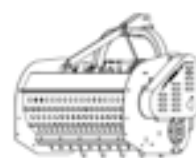
DOUBLE FRAME



AUTOMATIC TORQUE LIMITER
+ MECHANICAL CHAIN
TRANSMISSION



FRONT PICK-UP



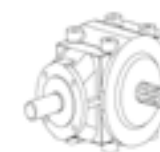
REAR DISCHARGE GRATE IN
STRENX 700



AUTOMATIC BELTS TENSIONER






ROTOR "VENTILATOR"
electronically balanced. Forest type
tool holders moulded in boron steel




FREE WHEEL IN THE GEARBOX



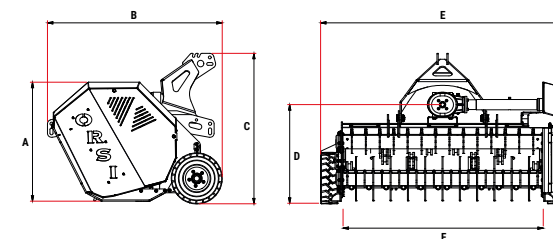
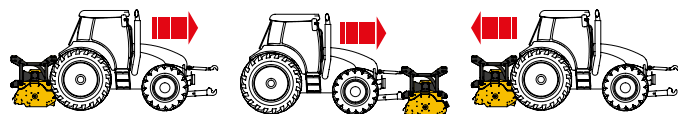
TRIPLE STATIC KNIFE
Increased rows of counter knives hold
the material in for more complete
shredding

WPKL				
TECHNICAL SPECIFICATIONS				
Working width <i>cm/in</i>		145/57	154/61	181/71
Machine weight <i>kg/lb</i>		720 - 835 / 1587 - 1841	840 - 965 / 1852 - 2127	870 - 970 / 1918 - 2138
tools	 hammers <i>kg 1,2 - Ø 5/6 cm</i>	16	-	-
	 hammers <i>kg 1,7 - Ø 6/8 cm</i>	-	12	16
rotor Ø		A <i>mm</i>	159 x 10 / 6,3 x 0,4	194 x 8 / 7,7 x 0,3
		B <i>mm</i>	395 / 15,5	457 / 18
N° belts		4	5	5
CAT		I-II	I-II	I-II
RPM PTO <i>standard</i>	540	Rotor revolutions / peripheral tool speed	2527 rpm/ 52,27 m/sec	2527 rpm/ 42,14 m/sec
HP max transmission		50 hp	50 hp	50 hp
Utilization		Rear mounted		



WPKL	1450	1600	1800
MACHINE			
Rear Discharge Grate in Strenx 700 with holes Ø 55 mm	✓	✓	✓
Double frame	✓	✓	✓
Triple static knife	✓	✓	✓
Steering wheels with closing spring	✓	✓	✓
Reflectors	✓	✓	✓
Hydraulic pick-up transmission kit with flow divider and double relief valve	•	•	•
Rear Discharge Grate in Strenx 700 with holes Ø 40 mm	•	•	•
TRANSMISSION			
Free wheel in the gearbox	✓	✓	✓
Oscillating bearings with double column of balls	✓	✓	✓
"Ventilator" Rotor	✓	✓	✓
Tool holders - Forestry type	✓	✓	✓
Mechanical chain transmission	✓	✓	✓
Chain tensioner	✓	✓	✓
Automatic torque limiter	✓	✓	✓
Tool screw in steel Ø 20 mm 12.9	✓	✓	✓
Automatic belts tensioner	✓	✓	✓
Cardan shaft	•	•	•

VINE SHOOTS, GRASS MAINTENANCE, WOOD, BIG SIZE WOOD IDEAL FOR OLIVE AND ALMOND PLANTATIONS



VIRGIN L	A cm/in	B cm/in	C cm/in	D cm/in	E cm/in	H cm/in
180	110 / 43,3	161,5 / 63,6	139 / 54,7	90 / 35,5	223 / 87,8	180 / 71
200	110 / 43,3	161,5 / 63,6	139 / 54,7	90 / 35,5	243 / 95,7	200 / 79



DIRECTION OF ROTATION OF P.T.O.

VIRGIN L

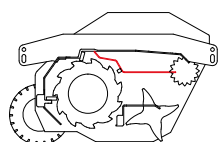
PROFESSIONAL SERIES



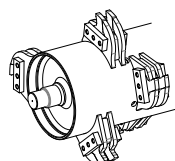
80 - 120 HP



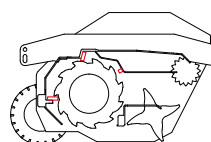
STRENGTH POINTS



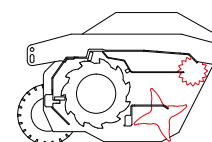
DOUBLE HARDOX SKIN



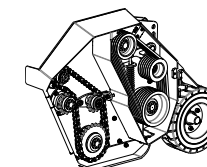
FIXED TOOLS ROTOR



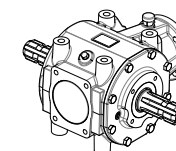
HARDOX STEEL TRIPLE COUNTER KNIFE
(2 INTERCHANGEABLE ONES)



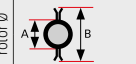
DOUBLE PICK-UP, UPPER AND LOWER PICK-UP
WITH HYDRAULIC DRIVE AND SPEED REGULATION




TRANSMISSION WITH 6 BELTS AND AUTOMATIC
TENSIONER



GEARBOX WITH DOUBLE FREE - WHEEL

VIRGIN L		180	210
TECHNICAL SPECIFICATIONS			
Working width <i>cm/in</i>		180 / 71	200 / 79
Machine weight <i>kg/lb</i>		1320 - 1500 / 2910 - 3307	1420 - 1600 / 3130 - 3527
Fixed tools Ø 16 cm		22 + 22	26 + 26
 Rotor Ø	A <i>mm /in</i>	219 / 8,7	219 / 8,7
	B <i>mm /in</i>	465 / 18,3	465 / 18,3
N° belts SPBX		5	5
CAT.		I-II	I-II
RPM PTO standard	1000	Rotor revolutions / peripheral tool speed 2160 rpm/ 52,6 m/sec	2160 rpm/ 52,6 m/sec
RPM PTO optional	540	Rotor revolutions / peripheral tool speed 2250 rpm/ 54,8 m/sec	2250 rpm/ 54,8 m/sec
HP max transmission		80 hp	90 hp
Utilization		rear mounted / rear pushed (* reverse drive) / front pushed	

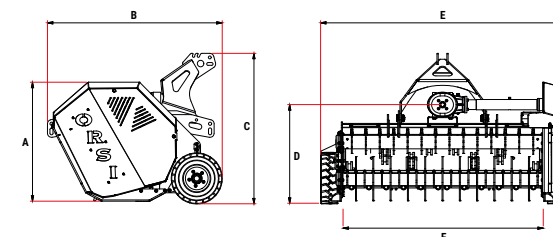
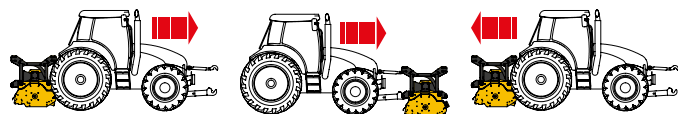


Rakes kit (optional)
VIRGIN L 180 - 12 pz | VIRGIN L 200 - 12 pz

VIRGIN L		180	200
MACHINE			
Double Hardox skin		✓	✓
Fixed and interchangeable hitch for reversible position		✓	✓
Double pick-up, upper and lower pick-up with hydraulic drive and speed regulation		✓	✓
Hardox steel Triple counter knife (2 interchangeable ones)		✓	✓
Open chamber mulching system		✓	✓
Rotor with fixed tools, with cross system with counter knives		✓	✓
Centralized greasing points		✓	✓
Fixed wheels adjustable in height to 3 positions with mud scraper		✓	✓
Reflectors		✓	✓
Side skids		✓	✓
Rakes kit		•	•
Double 3-point-hitch		•	•
TRANSMISSION			
Double free-wheel in the gearbox with input 1"3/4 Z6		✓	✓
Oscillating bearings with double column of balls		✓	✓
Hydraulic motor with transmission shaft to feeding system		✓	✓
Rotor supports - Forestry type		✓	✓
Chain tensioner		✓	✓
Tool screw in steel Ø 16 (0,7 in) mm 12,9		✓	✓
Cardan shaft		✓	✓
Transmission with 6 belts and automatic tensioner		✓	✓
PTO 540 by reversing the pulley		•	•



VINE SHOOTS, GRASS MAINTENANCE, WOOD, BIG SIZE WOOD IDEAL FOR OLIVE AND ALMOND PLANTATIONS



VIRGIN XL	A cm/in	B cm/in	C cm/in	D cm/in	E cm/in	H cm/in
180	110 / 43,3	161,5 / 63,6	139 / 54,7	90 / 35,5	223 / 87,8	181 / 71
210	110 / 43,3	161,5 / 63,6	139 / 54,7	90 / 35,5	243 / 95,7	214 / 84



DIRECTION OF ROTATION OF P.T.O.

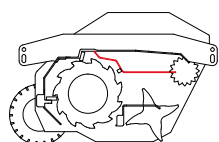
VIRGIN XL
PROFESSIONAL SERIES



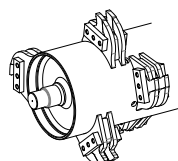
110 - 180 HP

THE BEST HAS A NAME
MORSI

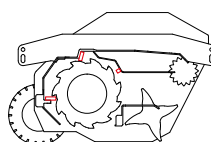
STRENGTH POINTS



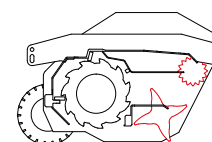
DOUBLE HARDOX SKIN



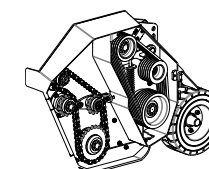
FIXED TOOLS ROTOR



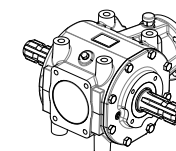
HARDOX STEEL TRIPLE COUNTER KNIFE
(2 INTERCHANGEABLE ONES)



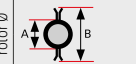
DOUBLE PICK-UP, UPPER AND LOWER PICK-UP
WITH HYDRAULIC DRIVE AND SPEED REGULATION




TRANSMISSION WITH 6 BELTS AND AUTOMATIC
TENSIONER



GEARBOX WITH DOUBLE FREE - WHEEL

VIRGIN XL		180	210
TECHNICAL SPECIFICATIONS			
Working width <i>cm/in</i>		181 / 71	214 / 84
Machine weight <i>kg/lb</i>		1700 - 1900 / 3748 - 4189	1840 - 2040 / 4057 - 4497
Fixed tools Ø 16 cm		22 + 22	26 + 26
 Rotor Ø	A <i>mm /in</i>	305 / 12	305 / 12
	B <i>mm /in</i>	545 / 21,5	545 / 21,5
N° belts <i>SPBX</i>		6	6
CAT.		I-II	I-II
RPM PTO <i>standard</i>	1000	Rotor revolutions / peripheral tool speed 2160 rpm/ 61,6 m/sec	2160 rpm/ 61,6 m/sec
RPM PTO <i>optional</i>	540	Rotor revolutions / peripheral tool speed 2250 rpm/ 64,2 m/sec	2250 rpm/ 64,2 m/sec
HP max transmission		130 hp	130 hp
Utilization		rear mounted / rear pushed (* reverse drive) / front pushed	

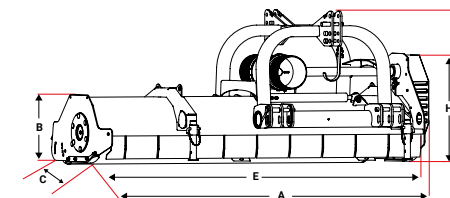


Rakes kit (optional)
VIRGIN XL 180 - 12 pz | VIRGIN XL 210 - 14 pz

VIRGIN XL	180	210
MACHINE		
Double Hardox skin	✓	✓
Fixed and interchangeable hitch for reversible position	✓	✓
Double pick-up, upper and lower pick-up with hydraulic drive and speed regulation	✓	✓
Hardox steel Triple counter knife (2 interchangeable ones)	✓	✓
Open chamber mulching system	✓	✓
Rotor with fixed tools, with cross system with counter knives	✓	✓
Centralized greasing points	✓	✓
Fixed wheels adjustable in height to 3 positions with mud scraper	✓	✓
Reflectors	✓	✓
Side skids	✓	✓
Rakes kit	•	•
Pivoting wheels	•	•
Double 3-point-hitch	•	•
TRANSMISSION		
Double free-wheel in the gearbox with input 1"3/4 Z6	✓	✓
Oscillating bearings with double column of balls	✓	✓
Hydraulic motor with transmission shaft to feeding system	✓	✓
Rotor supports - Forestry type	✓	✓
Chain tensioner	✓	✓
Tool screw in steel Ø 16 (0,7 in) mm 12,9	✓	✓
Cardan shaft	✓	✓
Transmission with 6 belts and automatic tensioner	✓	✓
PTO 540 by reversing the pulley	•	•

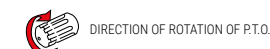
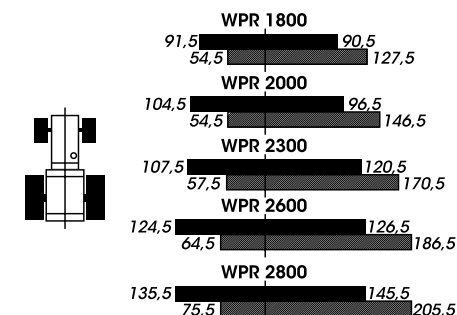


GRASS, BUSHES SMALL, LEAVES, GRASS MAINTENANCE
 SMALL WOOD, BRAMBLES, FIBROUS PLANTS, BRUSHWOOD,
 PARKS, SPORT FIELDS, WIDE GREEN AREAS SET-ASIDE,
 PASTURES

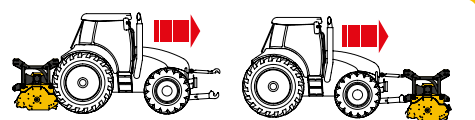


WPR	A cm/in	B cm/in	C cm/in	D cm/in	E cm/in	H cm/in
1800	203/ 80	53/ 21	113/ 44	110/ 43	182/ 72	82/ 32
2000	222/ 87	53/ 21	113/ 44	110/ 43	201/ 79	82/ 32
2300	249/ 98	53/ 21	113/ 44	110/ 43	228/ 90	82/ 32
2600	272/ 107	53/ 21	113/ 44	110/ 43	251/ 99	82/ 32
2800	297/ 117	53/ 21	113/ 44	110/ 43	281/ 111	82/ 32

HYDRAULIC SIDE SHIFT



SPECIFY AT THE TIME OF ORDER MACHINE PREPARATION:
 FRONT, REAR, PTO 540 OR 1000 RPM.



WPR

PROFESSIONAL SERIES



65 - 110 HP



STRENGTH POINTS

DOUBLE HARDOX SKIN
(optional)

AUTOMATIC BELTS TENSIONERS

Free wheel in the gearbox



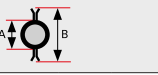
DOUBLE FLANGE IN THE ROTOR
(2300-2600-2800)

PROFESSIONAL REAR ROLLER
Ø 194 mm (optional)

ROTOR "VENTILATOR"
electronically balanced. Forest type
tool holders moulded in boron steel.

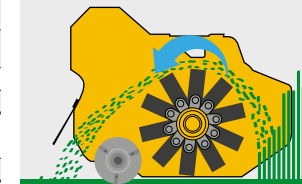
EXTERNAL ROTOR SUPPORT IN
PRESSED STEEL
The external rotor support allows the
easy dismantling / replacement of the
bearings and dust seals

TOOTHED STATIC KNIFE
Increased rows of counter knives
hold the material in for more
complete shredding

WPR		1800	2000	2300	2600	2800
Working width <i>cm/in</i>		182/ 72	201/ 79	228/ 90	251/ 99	281/ 111
Machine weight <i>kg/lb</i>		670 - 820 1477 - 1808	730 - 880 1609 - 1940	825 - 965 1819 - 2127	870 - 1030 1918 - 2271	975 - 1140 2149 - 2513
tools	 knives <i>optional</i> max Ø 4 cm	48	48	60	60	96
	 hammers <i>standard</i> max Ø 8 cm - kg 2,1	16	16	20	20	32
rotor Ø		A <i>mm / in</i>	194 x 10 / 7,7 x 0,4	194 x 10 / 7,7 x 0,4	194 x 10 / 7,7 x 0,4	219 x 10 / 8,7 x 0,4
		B <i>mm / in</i>	457,7 / 18	457,7 / 18	457,7 / 18	457,7 / 18
N° belts		4	4	5	5	5
CAT.		II	II	II	II	II
RPM PTO <i>standard</i>	540	Rotor revolutions/ peripheral tool speed	1690 rpm 40,5 m/sec	1690 rpm 40,5 m/sec	1690 rpm 40,5 m/sec	1690 rpm 42,72 m/sec
HP max transmission		100 hp	100 hp	100 hp	110 hp	110 hp
RPM PTO <i>reversing the pulleys</i>	1000	Rotor revolutions/ peripheral tool speed	2000 rpm 47,91 m/sec	2000 rpm 47,91 m/sec	2000 rpm 47,91 m/sec	2000 rpm 50,55 m/sec
HP max transmission		100 hp	100 hp	100 hp	110 hp	110 hp
Utilization		rear / front mounted				

WPR

PROFESSIONAL SERIES



Self-cleaning roller position
unloading of mulched product behind the roller
for faster working speed

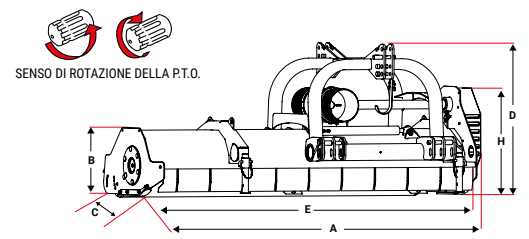


WPR		1800	2000	2300	2600	2800
MACHINE						
Monocoque frame th. 6mm		✓	✓	✓	✓	✓
Rear roller Ø 194 mm with roller bearings, mud scraper		✓	✓	✓	✓	✓
Toothed static knife		✓	✓	✓	✓	✓
Front protection flaps		✓	✓	✓	✓	✓
Reflectors		✓	✓	✓	✓	✓
Professional rear roller Ø 194 mm with 4 taper roller bearings and central body interchangeable	FACTORY FIT ONLY	•	•	•	•	•
	AFTER FIT	•	•	•	•	•
Wear plate in hardox steel (double skin)		•	•	•	•	•
Protection chains		•	•	•	•	•
Side Skids in Hardox		•	•	•	•	•
3 POINT HITCH						
3 point hitch movable and reversible		✓	✓	✓	✓	✓
Mechanical movement on rollers and nylon skids		✓	✓	✓	✓	✓
Hydraulic movement on rollers and nylon skids		•	•	•	•	•
Double 3 points hitch with mechanical movement on rollers and nylon skids		•	•	•	•	•
Double 3 points hitch with hydraulic movement on rollers and nylon skids		•	•	•	•	•
TRANSMISSION						
Convertible PTO 540 - 1000 rpm by inverting the pulleys		✓	✓	✓	✓	✓
Free wheel in the gearbox		✓	✓	✓	✓	✓
Oscillating bearings with double column of balls		✓	✓	✓	✓	✓
"Ventilator" Rotor		✓	✓	✓	✓	✓
Tool holders - Forestry type		✓	✓	✓	✓	✓
Rotor 8 rows		-	-	-	-	✓
Tool screw in steel Ø 20 mm 12.9		✓	✓	✓	✓	✓
Automatic belts tensioner		✓	✓	✓	✓	✓
Double flange in the rotor		-	-	✓	✓	✓
Cardan shaft		•	•	•	•	•
Extra cost for blades mounting		•	•	•	•	•

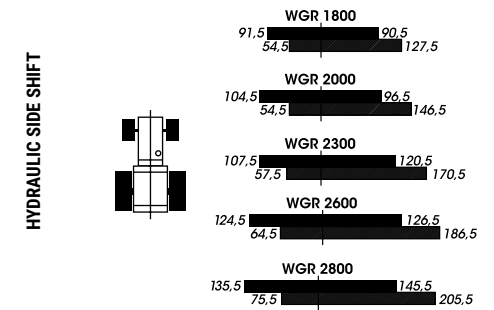





GRASS, BUSHES SMALL, LEAVES, GRASS MAINTENANCE, SMALL WOOD, BRAMBLES, FIBROUS PLANTS, BRUSHWOOD, PARKS, SPORT FIELDS, WIDE GREEN AREAS SET-ASIDE, PASTURES



WGR	A cm/in	B cm/in	C cm/in	D cm/in	E cm/in	H cm/in
1800	203/ 80	53/ 21	113/ 44	110/ 43	182/ 72	82/ 32
2000	222/ 87	53/ 21	113/ 44	110/ 43	201/ 79	82/ 32
2300	249/ 98	53/ 21	113/ 44	110/ 43	228/ 90	82/ 32
2600	272/ 107	53/ 21	113/ 44	110/ 43	251/ 99	82/ 32
2800	297/ 117	53/ 21	113/ 44	110/ 43	281/ 111	82/ 32



WGR

PROFESSIONAL SERIES



STRENGTH POINTS



DOUBLE HARDOX SKIN (optional)



AUTOMATIC BELTS TENSIONERS



FREE WHEEL IN THE GEARBOX



DOUBLE FLANGE IN THE ROTOR (2300-2600-2800)



PROFESSIONAL REAR ROLLER Ø 194 mm (optional)





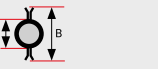
ROTOR "VENTILATOR" electronically balanced. Forest type tool holders moulded in boron steel.



EXTERNAL ROTOR SUPPORT IN PRESSED STEEL
The external rotor support allows the easy dismantling / replacement of the bearings and dust seals



TOOTHED STATIC KNIFE
Increased rows of counter knives hold the material in for more complete shredding

WGR		1800	2000	2300	2600	2800
TECHNICAL SPECIFICATIONS						
Working width <i>cm/in</i>		182/ 72	201/ 79	228/ 90	251/ 99	281/ 111
Machine weight <i>kg/lb</i>		680 - 830 / 1500 - 1830	740 - 855 / 1631 - 1885	835 - 985 / 1841 - 2171	880 - 1030 / 1940 - 2271	985 - 1130 / 2171 - 2491
tools	 knives <i>optional</i> max Ø 4 cm	48	48	60	60	96
	 hammers <i>standard</i> max Ø 8 cm - kg 2,1	16	16	20	20	32
rotor Ø		A <i>mm/in</i>	194 x 10 / 7,7 x 0,4	194 x 10 / 7,7 x 0,4	194 x 10 / 7,7 x 0,4	219 x 10 / 8,7 x 0,4
		B <i>mm/in</i>	457,7 / 18	457,7 / 18	457,7 / 18	457,7 / 18
N° belts		4	4	5	5	5
CAT.		II	II	II	II	II
RPM PTO <i>optional</i>	540	Rotor revolutions / peripheral tool speed	2025 rpm 48,5 m/sec	2025 rpm 48,5 m/sec	2025 rpm 48,5 m/sec	2025 rpm 51,2 m/sec
HP max transmission		90 hp	90 hp	90 hp	90 hp	110 hp
RPM PTO <i>standard</i>	1000	Rotor revolutions / peripheral tool speed	2000 rpm 47,91 m/sec	2000 rpm 47,91 m/sec	2000 rpm 47,91 m/sec	2000 rpm 50,55 m/sec
HP max transmission		110 hp	110 hp	110 hp	110 hp	130 hp
Utilization		Rear mounted / Rear pushed (* reverse drive) / front pushed				

WGR

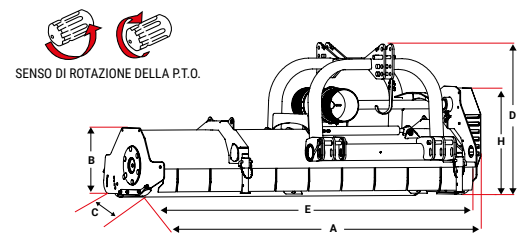
PROFESSIONAL SERIES



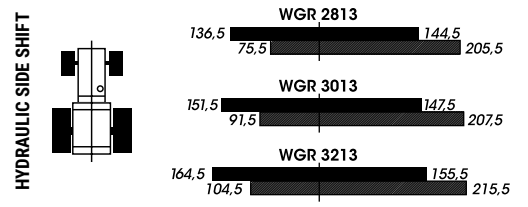

WGR		1800	2000	2300	2600	2800
MACHINE						
Monocoque frame th. 6mm		✓	✓	✓	✓	✓
Rear roller Ø 194 mm with roller bearings		✓	✓	✓	✓	✓
Toothed static knife		✓	✓	✓	✓	✓
Front protection flaps		✓	✓	✓	✓	✓
Reflectors		✓	✓	✓	✓	✓
Professional rear roller Ø 194 mm with 4 taper roller bearings and central body interchangeable		FACTORY FIT ONL	•	•	•	•
		AFTER FIT	•	•	•	•
Wear plate in hardox steel (double skin)		•	•	•	•	•
Protection chains		•	•	•	•	•
Side Skids in Hardox		•	•	•	•	•
3 POINT HITCH						
Double 3 points hitch with mechanical movement on rollers and nylon skids		✓	✓	✓	✓	✓
Double 3 points hitch with hydraulic movement on rollers and nylon skids		•	•	•	•	•
TRANSMISSION						
Gearbox with double free - wheel		✓	✓	✓	✓	✓
Oscillating bearings with double column of balls		✓	✓	✓	✓	✓
"Ventilator" Rotor		✓	✓	✓	✓	✓
Tool holders - Forestry type		✓	✓	✓	✓	✓
Rotor 8 rows		-	-	-	-	✓
Tool screw in steel Ø 20 mm 12.9		✓	✓	✓	✓	✓
Automatic belts tensioner		✓	✓	✓	✓	✓
Double flange in the rotor		-	-	✓	✓	✓
PTO 540 rpm		•	•	•	•	•
Cardan shaft		•	•	•	•	•
Extra cost for blades mounting		•	•	•	•	•



GRASS, BUSHES SMALL, LEAVES, GRASS MAINTENANCE, SMALL WOOD, BRAMBLES, FIBROUS PLANTS, BRUSHWOOD, PARKS, SPORT FIELDS, WIDE GREEN AREAS SET-ASIDE, PASTURES



WGR 13	A cm/in	B cm/in	C cm/in	D cm/in	E cm/in	H cm/in
2813	299/118	53/ 21	113/ 45	128/50	281/ 111	89/35
3013	318/125	53/ 21	113/ 45	128/50	299/118	89/35
3213	339/339	53/ 21	113/ 45	128/50	320/126	89/35













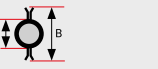
WGR 13

PROFESSIONAL SERIES



STRENGTH POINTS

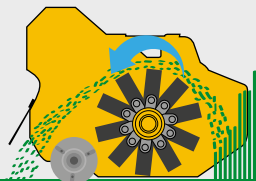
 <p>DOUBLE HARDOX SKIN (optional)</p>	 <p>AUTOMATIC BELTS TENSIONERS</p>	 <p>FREE WHEEL IN THE GEARBOX</p>	 <p>DOUBLE FLANGE IN THE ROTOR</p>	 <p>PROFESSIONAL REAR ROLLER Ø 194 mm (optional)</p>	 <p>ROTOR "VENTILATOR" electronically balanced. Forest type tool holders moulded in boron steel.</p>	 <p>EXTERNAL ROTOR SUPPORT IN PRESSED STEEL The external rotor support allows the easy dismantling / replacement of the bearings and dust seals</p>	 <p>TOOTHED STATIC KNIFE Increased rows of counter knives hold the material in for more complete shredding</p>
---	--	---	---	--	--	---	--

WGR 13		2813	3013	3213
TECHNICAL SPECIFICATIONS				
Working width <i>cm/in</i>		281 / 111	301 / 118	320 / 126
Machine weight <i>kg/lb</i>		1085 - 1235 2392 - 2723	1125 - 1275 2480 - 2811	1175 - 1350 2590 - 2976
tools	 knives <i>optional</i> max Ø 4 cm	96	96	96
	 hammers <i>standard</i> max Ø 8 cm - kg 2,1	32	32	32
rotor Ø		A <i>mm/in</i>	219 x 10 / 8,7 x 0,4	219 x 10 / 8,7 x 0,4
		B <i>mm/in</i>	478 / 18,8	478 / 18,8
N° belts <i>Quad-Power®</i>		5	5	5
CAT.		II	II	II
RPM PTO <i>optional</i>	540	Rotor revolutions / peripheral tool speed 1900 rpm 48,05 m/sec	1900 rpm 48,05 m/sec	1822 rpm 46,05 m/sec
HP max transmission		120 hp	120 hp	120 hp
RPM PTO <i>standard</i>	1000	Rotor revolutions / peripheral tool speed 1900 rpm 48,05 m/sec	1900 rpm 48,05 m/sec	1822 rpm 46,05 m/sec
HP max transmission		140 hp	140 hp	140 hp
Utilization		rear pushed (* reverse drive) / front pushed		

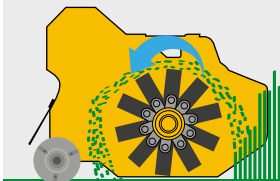
WGR 13

PROFESSIONAL SERIES

Self-cleaning roller position
unloading of mulched product behind the roller
for faster working speed



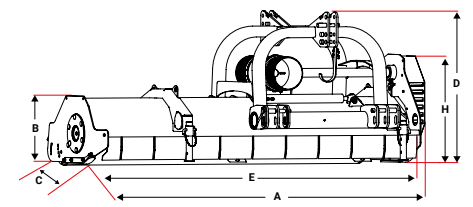
Rear roller position (WGR 2813-3213)
unloading of mulched product in front of the
roller for better shredding



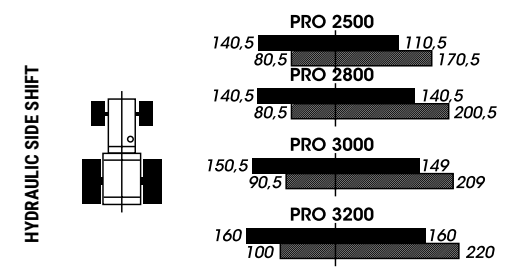
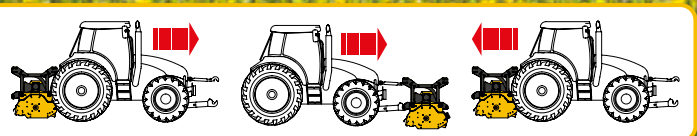
WGR 13		2813	3013	3213
MACHINE				
Monocoque frame th. 6 mm		✓	✓	✓
Rear roller Ø 194 mm with roller bearings double positions: 1) self-cleaning 2) rear		✓	✓	✓
Toothed static knife		✓	✓	✓
Front protection flaps		✓	✓	✓
Reflectors		✓	✓	✓
Professional rear roller Ø 194 mm with 4 taper roller bearings and central body interchangeable	FACTORY FIT ONL	•	•	•
	AFTER FIT	•	•	•
Mud scraper		•	•	•
Wear plate in hardox steel (double skin)		•	•	•
Protection chains		•	•	•
Side Skids in Hardox		•	•	•
3 POINT HITCH				
Double 3 points hitch with mechanical movement on rollers and nylon skids		✓	✓	✓
Double 3 points hitch with hydraulic movement on rollers and nylon skids		•	•	•
TRANSMISSION				
Gearbox with double free - wheel		✓	✓	✓
Oscillating bearings with double column of balls		✓	✓	✓
"Ventilator" Rotor		✓	✓	✓
Tool holders - Forestry type		✓	✓	✓
Rotor 8 rows		✓	✓	✓
Tool screw in steel Ø 20 mm 12.9		✓	✓	✓
Automatic belts tensioner		✓	✓	✓
Double flange in the rotor		✓	✓	✓
PTO 540 rpm		•	•	•
Cardan shaft		•	•	•
Extra cost for blades mounting		•	•	•



GRASS, BUSHES AND SMALL WOOD, BRAMBLES, FIBROUS PLANTS, BRUSHWOOD, PARKS, SPORT FIELDS, WIDE GREEN AREAS SET-ASIDE, PASTURES, GROSSI GRASS MAINTENANCE AND BIG SIZE OF WOODS



PRO	A cm	B cm	C cm	D cm	E cm	H cm
2813	274/108	53/21	128/50	121/48	251/99	83/33
3013	299/118	53/21	128/50	121/48	281/111	83/33
3213	319/126	53/21	128/50	121/48	300/118	83/33
3213	339/133	53/21	128/50	121/48	320/126	83/33



PRO

PROFESSIONAL SERIES



110 - 220 HP



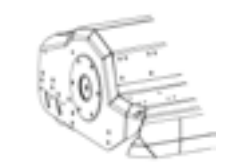
SPERNCORRIMAS



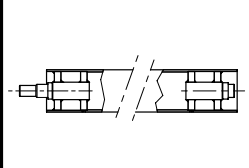
DOUBLE HARDOX SKIN



AUTOMATIC BELTS TENSIONERS



FRAME WITH OUTER SIDE BEVELED



DOUBLE FLANGE IN THE ROTOR



PROFESSIONAL REAR ROLLER
Ø 194 mm





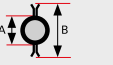
ROTOR "VENTILATOR"
electronically balanced. Forest type tool holders moulded in boron steel



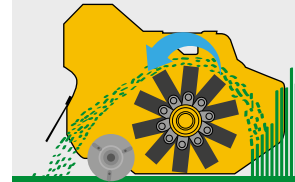
EXTERNAL ROTOR SUPPORT IN PRESSED STEEL
The external rotor support allows the easy dismantling / replacement of the bearings and dust seals



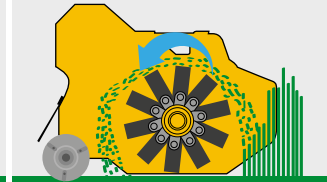
DOUBLE STATIC KNIFE
Increased rows of counter knives hold the material in for more complete shredding

PRO		2500	2800	3000	3200	
TECHNICAL SPECIFICATIONS						
Working width <i>cm/in</i>		251	281	300	320	
Machine weight <i>kg/lb</i>		1210 - 1350 2667 - 2976	1250 - 1380 2756 - 3042	1300 - 1458 2866 - 3214	1345 - 1510 2965 - 3329	
tools	 knives optional max Ø 4 cm	60	96	96	96	
	 hammers standard max Ø 8 cm - kg 2,1	20	32	32	32	
rotor Ø		A mm/in	194 x 10	219 x 10 / 8,7 x 0,4	219 x 10 / 8,7 x 0,4	219 x 10 / 8,7 x 0,4
		B mm/in	452	478 / 18,8	478 / 18,8	478 / 18,8
N° belts Power-Band®		5	5	5	5	
CAT.		II-III	II-III	II-III	II-III	
RPM PTO standard	1000	Rotor revolutions / peripheral tool speed 1970 rpm 47,2 m/sec	1970 rpm 49,3 m/sec	1770 rpm 44,1 m/sec	1770 rpm 44,1 m/sec	
HP max transmission		220 hp	220 hp	220 hp	220 hp	
Utilization		Rear mounted / Rear pushed (* reverse drive) / front pushed				

Self-cleaning roller position
unloading of mulched product behind the roller for faster working speed



Rear roller position
unloading of mulched product in front of the roller for better shredding

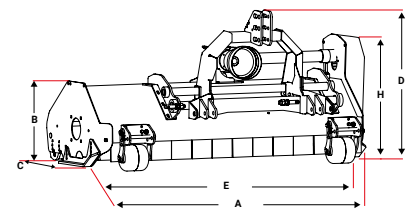


PRO	2500	2800	3000	3200
MACHINE				
Double Hardox skin	✓	✓	✓	✓
Professional rear roller Ø 194 mm with 4 taper roller bearings and central body interchangeable with 2 positions: 1) self-cleaning 2) rear	✓	✓	✓	✓
Double toothed static knife	✓	✓	✓	✓
Front protection flaps sp.5 mm	✓	✓	✓	✓
Reflectors	✓	✓	✓	✓
Protection chains	•	•	•	•
Side Skids in Hardox	•	•	•	•
3 POINT HITCH				
Hydraulic movement with nylon bushings	✓	✓	✓	✓
TRANSMISSION				
Gearbox with double free - wheel	✓	✓	✓	✓
Oscillating bearings with double column of balls	✓	✓	✓	✓
"Ventilator" Rotor	✓	✓	✓	✓
Tool holders - Forestry type	✓	✓	✓	✓
Rotor 8 rows	✓	✓	✓	✓
Tool screw in steel Ø 20 mm 12.9	✓	✓	✓	✓
Automatic belts tensioner	✓	✓	✓	✓
Belts Powerband®	✓	✓	✓	✓
Double flange in the rotor	✓	✓	✓	✓
Hexalobe cardan shaft	•	•	•	•
Extra cost for blades mounting	•	•	•	•

NAME
SI



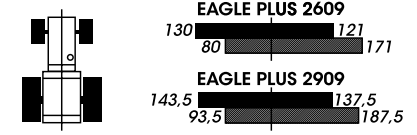
GRASS, BUSHES AND SMALL WOOD, LEAVES, GRASS MAINTENANCE, BRAMBLES, FIBROUS PLANTS, STRAW, COTTON, POTATOES, CORN, ARTICHOKE, WIDE GREEN AREAS SET-ASIDE, PASTURES, SUNFLOWER STALKS, SORGHUM, TOBACCO, SUGAR CANE, PINEAPPLE FIELDS, AFRICAN PALM, BANANAS



EAGLE PLUS	A cm/in	B cm/in	C cm/in	D cm/in	E cm/in	H cm/in
2609	266/105	82/32	134/53	110/43	251/99	81/ 32
2909	298/117	90/35	136/54	113/44	281/111	81/ 32
3209T	350/138	90/35	178/70	113/44	320/126	90/35



HYDRAULIC SIDE SHIFT



EAGLE PLUS

PROFESSIONAL SERIES



75 - 150 HP



STRENGTH POINTS



DOUBLE HARDOX SKIN



AUTOMATIC BELTS TENSIONERS



HYDRAULIC SIDE SHIFT MOVEMENT IN CAST IRON (optional)



DOUBLE FLANGE IN THE ROTOR



ROTOR "VENTILATOR" electronically balanced. Forest type tool holders moulded in boron steel



EXTERNAL ROTOR SUPPORT IN PRESSED STEEL The external rotor support allows the easy dismantling / replacement of the bearings and dust seals

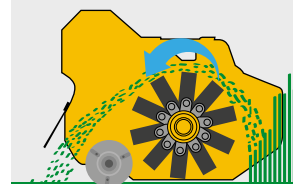


DOUBLE STATIC KNIFE Increased rows of counter knives hold the material in for more complete shredding

EAGLE PLUS		2609	2909	3209DT	
TECHNICAL SPECIFICATIONS					
Working width <i>cm/in</i>		251 / 99	281 / 111	320 / 126	
Machine weight <i>kg/lb</i>		900 - 1150 / 1984 - 2535	1130 - 1330 / 2491 - 2932	1230 - 1460 / 2712 - 3219	
tools	knives <i>optional</i>	56	80	96	
	knives <i>standard</i>	56	80	96	
	knives <i>optional max Ø 4 cm</i>	56 + 28	80 + 40	96 + 48	
	hammers <i>optional max Ø 5 cm</i>	28	40	48	
rotor Ø		A <i>mm /in</i>	194 x 10 / 7,7 x 0,4	219 x 12,5 / 8,7 x 0,5	219 x 12,5 / 8,7 x 0,5
		B <i>mm /in</i>	666 / 26,2	691 / 25,7	691 / 25,7
N° Belts		4	5	4+4	
CAT.		II	II	II	
RPM PTO	540	Rotor revolutions / peripheral tool speed	1620 rpm - 56,5 m/ sec	-	
	1000		-	1696 rpm - 61,3 m/ sec	1720 rpm - 62,2 m/ sec
HP max transmission		100 <i>hp</i>	140 <i>hp</i>	150 <i>hp</i>	
Utilization		Rear mounted			

EAGLE PLUS

PROFESSIONAL SERIES



Self-cleaning roller position
unloading of mulched product behind the roller for faster working speed



EAGLE PLUS	2609	2909	3209DT
------------	------	------	--------

MACHINE	2609	2909	3209DT
High frame monocoque in Hardox steel mm th.6	✓	-	-
Removable bonnet for inspection	✓	✓	✓
Toothed static knife	✓	✓	✓
Front protection flaps	✓	✓	✓
Rear roller Ø 194 mm with roller bearings, mud scraper	✓	-	-
Reflectors	✓	✓	✓
Wear plate in hardox steel (double skin)	•	✓	✓
Self-cleaning rear roller Ø 245 mm	•	✓	✓
Rear wheels (2 wheels)	•	•	•
Rear wheels (4 wheels)	-	-	•
Hydraulic rear panel opening kit (not in the EU)	•	•	•
Spreader rakes (not in the EU)	•	•	•
Counter knife (screwed) replaceable	•	•	•
Protection chains	•	•	•
Height adjustable in Hardox side skids	•	•	•

3 POINT HITCH	2609	2909	3209DT
---------------	------	------	--------

Fixed 3 point hitch	✓	✓	✓
Central 3 points hitch fixed in cast iron metal	-	-	•
Mechanical side shift movement in cast iron CAT.I-II / side gearbox position	•	•	-
Hydraulic side shift movement in cast iron with nylon bushings and hardened chromed steel rod, side gearbox position CAT.I-II	•	•	-

TRANSMISSION	2609	2909	3209DT
--------------	------	------	--------

Central gearbox	✓	✓	✓
Oscillating bearings with double column of balls	✓	✓	✓
Free wheel in the gearbox	✓	✓	✓
Double transmission	-	-	✓
Automatic belts tensioner	-	-	✓
Double flange in the rotor	✓	✓	✓
Surcharge hammers rotor	•	•	•
Surcharge rotor with 3 knives	•	•	•
Cardan shaft	•	-	-
Cardan shaft 1" 3/4 Z20 on the tractor side	-	•	•
Cardan shaft 1" 3/4 Z6 + 1" 3/8 Z6 on the tractor side	-	•	•

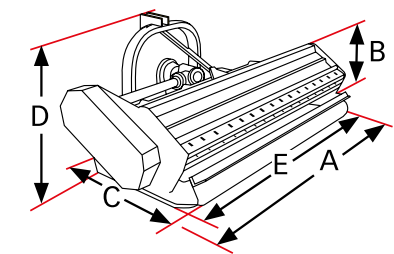
ROTOR TOOL TYPES



Central 3 points hitch fixed in cast iron metal
(option)



GRASS, BUSHES AND SMALL WOOD, LEAVES,
 GRASS MAINTENANCE, BRAMBLES, FIBROUS PLANTS, STRAW,
 COTTON, POTATOES, CORN, ARTICHOKE, WIDE GREEN AREAS
 SET-ASIDE, PASTURES, SUNFLOWER STALKS, SORGHUM, TOBACCO,
 SUGAR CANE, PINEAPPLE FIELDS, AFRICAN PALM, BANANAS



MUSCLE	A cm/in	B cm/in	C cm/in	D cm/in	E cm/in
2400T	270/106	92/36	152/60	113/44	240/94



MUSCLE

PROFESSIONAL SERIES



100 - 150 HP



STRENGTH POINTS



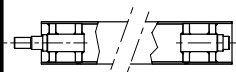
DOUBLE HARDOX SKIN



DOUBLE AUTOMATIC BELTS TENSIONER



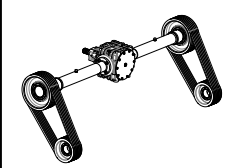
FREE WHEEL IN THE GEARBOX



DOUBLE FLANGE IN THE ROTOR





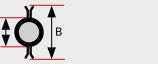


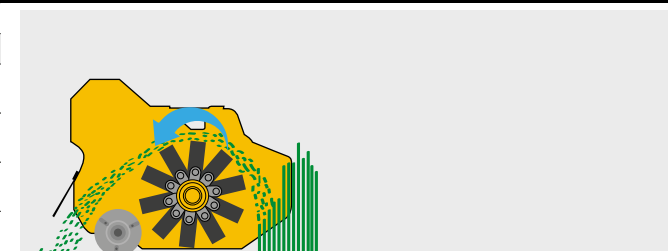
EXTERNAL ROTOR SUPPORT IN PRESSED STEEL
 The external rotor support allows the easy dismantling / replacement of the bearings and dust seals




DOUBLE TRANSMISSION



MUSCLE		2400 DT	
TECHNICAL SPECIFICATIONS			
Working width <i>cm/in</i>		240 / 94	
Machine weight <i>kg/lb</i>		1430 - 1680 / 3153 - 3704	
tools	 knives <i>optional</i>	56	
	 knives <i>Standard</i>	56	
	 knives <i>optional max Ø 4 cm</i>	56 + 28	
	 hammers <i>optional max Ø 5 cm</i>	28	
rotor Ø		A <i>mm /in</i>	219 x 12,5 / 8,7 x 0,5
		B <i>mm /in</i>	691 / 25,7
N° Belts		4 + 4	
CAT.		II	
RPM PTO	1000	Rotor revolutions / peripheral tool speed	1720 rpm - 63 m/sec
HP max transmission		150 hp	
Utilization		rear mounted	

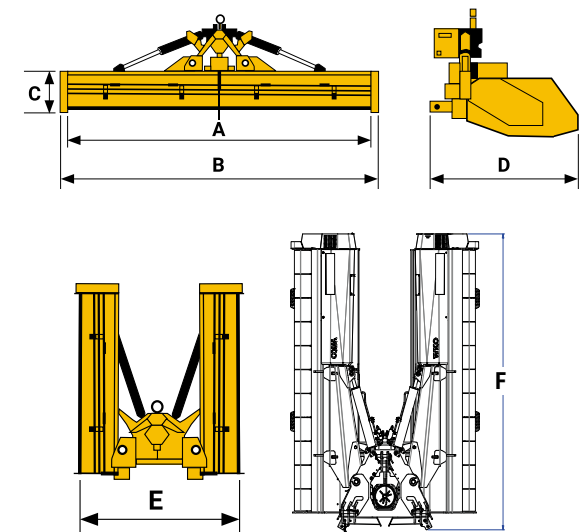


MUSCLE	2400 DT
MACHINE	
Double Hardox skin	✓
Double static toothed knife	✓
Front protection flaps	✓
Height-adjustable rear wheels	✓
Reflectors	✓
Side Skids	✓
Protection chains	•
TRANSMISSION	
Central gearbox	✓
Oscillating bearings with double column of balls	✓
Free wheel in the gearbox	✓
Double transmission	✓
Double automatic belt tensioner	✓
Extra cost for rotor with hammers	•
Extra cost for rotor with three blades	•
Cardan shaft 1" 3/4 Z6 + 1" 3/4 Z20 on the tractor side	•
Cardan shaft 1" 3/4 Z6+1" 3/8 Z6 on the tractor side	•
HYDRAULIC SYSTEM	
Hydraulic rear panel opening kit (not in the EU)	✓





GRASS MAINTENANCE, FIBROUS PLANTS, STRAW, COTTON, POTATOES, CORN, ARTICHOKE, WIDE GREEN AREAS, SET ASIDE, PASTURES, SUNFLOWER STALKS, SORGHUM, TOBACCO, SUGAR CANE, FIELDS OF PINEAPPLE



WKO VARIO	A cm/in	B cm/in	C cm/in	D cm/in	E cm/in	F cm/in
460	463 / 182	500 / 197	83 / 32,7	154 / 60,6	248 / 97,6	270 / 106
640	642 / 253	680 / 268	85 / 33,5	156 / 61,5	252 / 99,2	361 / 142



WKO VARIO

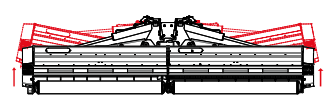
PROFESSIONAL SERIES



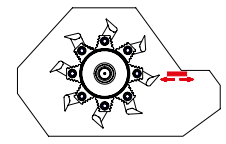
175 - 290 HP



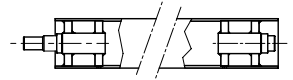
STRENGTH POINTS



AUTOMATIC DEVICE FOR UPWARD OSCILLATION OF MULCHING UNITS THROUGH NITROGEN ACCUMULATORS







MULCHER BODY WITH VARIABLE CHAMBER THROUGH ADJUSTABLE LOWER COUNTER KNIVES FOR A INCREASED MULCHING OF THE PRODUCT



DOUBLE FLANGE IN THE ROTOR



DOUBLE AUTOMATIC BELTS TENSIONER


WKO VARIO		460	640	
TECHNICAL SPECIFICATIONS				
Working width <i>cm/in</i>		463 / 182	642 / 253	
Peso Macchina <i>kg/lb</i>		2500 - 2600 / 5512 - 5732	2900 - 3000 / 6394 - 6614	
tools	 knives standard	48+48	96+96	
	 knives optional <i>max Ø 4 cm / 1,6 in</i>	(48 + 24) + (48 + 24)	(96 + 48) + (96 + 48)	
	 hammers optional <i>max Ø 5 cm / 2 in</i>	N° 24 + 24	48 + 48	
rotor Ø		A <i>mm/in</i>	194 x 10 mm / 7,6 x 0,4 in	219 x 12,5 mm / 8,6 x 0,5 in
		B <i>mm/in</i>	630 mm / 24,8 in	656 mm / 25,8 in
N° belts		5 + 5	5 + 5	
CAT.		II-III	II-III	
RPM PTO	1000	Rotor revolutions / peripheral tool speed	1825 rpm 60,2 m/sec	1750 rpm 61,4 m/sec
HP max transmission		175 _{hp}	290 _{hp}	
Utilization		rear mounted		

WKO VARIO	460	640
MACHINE		
5 mm monolithic Hardox high frame (0,19 in)	✓	✓
Removable rear bonnet for inspection	✓	✓
Mulcher body with variable chamber through adjustable lower counter knives for a increased mulching of the product	✓	✓
Double toothed static knife	✓	✓
Self-cleaning professional rear roller Ø 220 mm (8,7 in) with 4 tapered roller bearings and interchangeable central part	✓	✓
Front protection flaps mm th.6 (0,23 in)	✓	✓
Hydraulically operated mechanical safety hooks for the transport	✓	✓
Rear light system for transportation (disassembled)	✓	✓
Reflectors	✓	✓
Pair of rear wheels (4 wheels) 10,0x80/12" (10PR) 5 holes	•	•
Pair of pivoting wheels (4 wheels)	•	•
Hydraulic rear panel opening kit (not in the EU)	•	•
Spreader rakes (not in the EU)	•	•
Protection chains	•	•
Height adjustable in Hardox side skids	•	•
Central disc for cutting grass	•	•
3 POINT HITCH		
Fixed 3 point hitch	✓	✓
TRANSMISSION		
Central gearbox	✓	✓
Direct lateral cardan shafts and oil bath transmission shafts	✓	✓
Oscillating bearings with double column of balls	✓	✓
Free wheel in the gearbox	✓	✓
Double transmission	✓	✓
Double automatic belt tensioner	✓	✓
Double flange in the rotor	✓	✓
Cardan shaft with hardened star-section tubes 1"3/4 Z6 tractor side	✓	✓
Cardan shaft with hardened star-section tubes 1"3/4 Z20 tractor side	•	•
Surcharge hammers rotor	•	•
Surcharge rotor with 3 knives	•	•
HYDRAULIC SYSTEM		
Sequence valve to open the mulching units in the working position and to safeguard the safety hooks	✓	✓
Hydraulic actuation for opening and closing the foldable mulching units	✓	✓
Automatic device for upward oscillation of mulching units through nitrogen accumulators	✓	✓

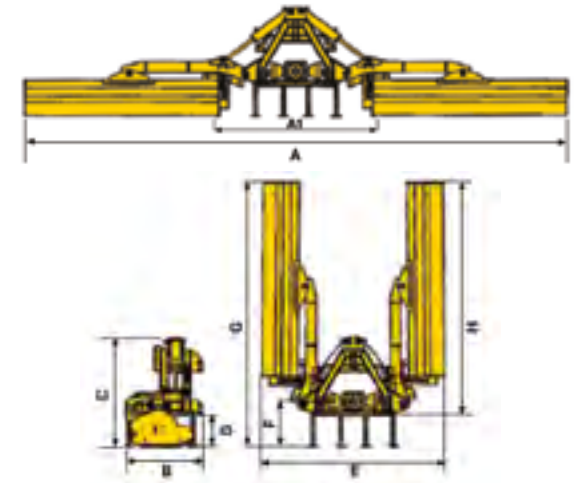
✓ STANDARD EQUIPMENT | • OPTIONAL EQUIPMENT | - NOT AVAILABLE

WKO VARIO


PROFESSIONAL SERIES



GRASS MAINTENANCE, FIBROUS PLANTS, STRAW, COTTON, POTATOES, CORN, ARTICHOKE, WIDE GREEN AREAS SET-ASIDE, PASTURES, SUNFLOWER STALKS, SORGHUM, TOBACCO, SUGAR CANE FIELDS OF PINEAPPLE



MEGA VARIO	A	A1	B	C	D	E	F	G	F
	cm/in	cm/in	cm/in	cm/in	cm/in	cm/in	cm/in	cm/in	cm/in
860	870/ 343	270/ 106	123/ 48	170/67	55/ 22	284/ 112	71/ 28	411/ 162	364/ 143



MEGA VARIO

PROFESSIONAL SERIES



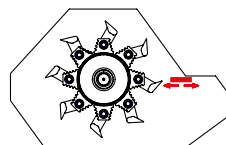
160 - 300 HP



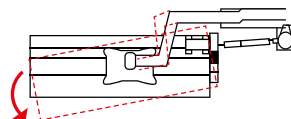
STRENGTH POINTS



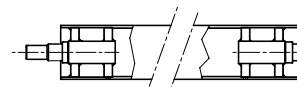
AUTOMATIC DEVICE FOR UPWARD OSCILLATION OF MULCHING UNITS THROUGH NITROGEN ACCUMULATORS





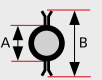
MULCHER BODY WITH VARIABLE CHAMBER THROUGH ADJUSTABLE LOWER COUNTER KNIVES FOR A INCREASED MULCHING OF THE PRODUCT



SAFETY DEVICE IN CASE OF SHOCKS ON THE MULCHING UNITS THROUGH OLEOPNEUMATIC ANTISHOCK




DOUBLE FLANGE IN THE ROTOR

MEGA VARIO		860
TECHNICAL SPECIFICATIONS		
Cutting box width cm/in		300+300 <small>cm</small> / 118+118 <small>in</small>
Working width cm/in		859 <small>cm</small> / 338 <small>in</small>
Machine weight kg/lb		2932 - 3250 <small>kg</small> / 6464 - 7165 <small>lb</small>
tools	 knives <i>optional</i> max Ø 3,5 cm / 1,4 in	N° 192
	 hammers <i>di serie</i> max Ø 12 cm/ 4,7 in 2,1 kg / 4,7 lb	N° 64
rotor Ø		A <small>mm/in</small>
		B <small>mm/in</small>
N° belts Quad-Power		5 + 5
CAT.		III
RPM PTO 1000	Rotor revolutions / peripheral tool speed	1800 rpm 45 m/sec
HP max transmission		290 <small>hp</small>
Utilization		rear mounted

MEGA VARIO

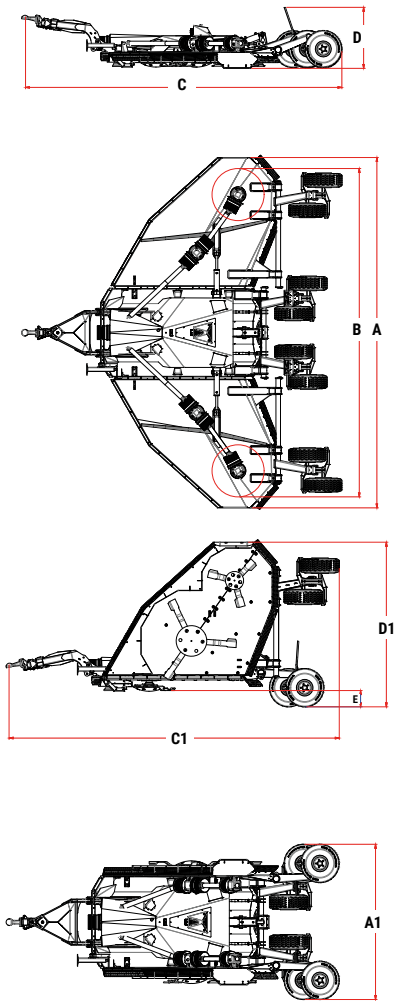
PROFESSIONAL SERIES



MEGA VARIO	860
MACHINE	
6 mm monolithic Hardox frame (0,23 in)	✓
Mulcher body with variable chamber through adjustable lower counter knives for a increased mulching of the product	✓
Double toothed static knife	✓
Self- cleaning professional rear roller Ø 194 mm (7,7 in) with 4 tapered roller bearings, mud scraper and interchangeable central part	✓
Front protection flaps mm th.6 (0,23 in)	✓
Hydraulically operated mechanical safety hooks for the transport	✓
Restrictor valve to safeguard safety hooks	✓
Rear light system for transportation (disassembled)	✓
Reflectors	✓
Protection chains	•
Pair of pivoting wheels (4 wheels) (10.0/80 - 12 TL 10-ply)	•
2+2 Steering wheels (instead of the rollers) (10.0/80 - 12 TL 10-ply)	•
Side skids in Hardox	•
3 POINT HITCH	
Fixed 3 point hitch	✓
TRANSMISSION	
Central gearbox	✓
Direct lateral cardan shafts and oil bath transmission shafts	✓
Double oscillating roller rotor bearings	✓
Free wheel in the gearbox	✓
Double transmission	✓
Double automatic belt tensioner	✓
Double flange in the rotor	✓
Cardan shaft with hardened star-section tubes 1*3/4 Z6 tractor side	✓
Cardan shaft with hardened star-section tubes 1*3/4 Z20 tractor side	•
Extra cost for blades mounting	•
SAFETY	
Safety device in case of shocks on the mulching units through oleopneumatic antishock	✓
HYDRAULIC SYSTEM	
Sequence valve to open the mulching units in the working position and to safeguard the safety hooks	✓
Hydraulic actuation for opening and closing the foldable mulching units	✓
Automatic device for upward oscillation of mulching units through nitrogen accumulators	✓



GRASS MAINTENANCE, STRAW, POTATOES, CORN, ARTICHOKE, WIDE GREEN AREAS SET-ASIDE, PASTURES, SUNFLOWER STALKS, SORGHUM, TOBACCO



QUEEN

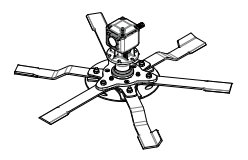
PROFESSIONAL SERIES



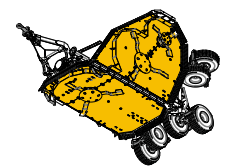
100 - 250 HP



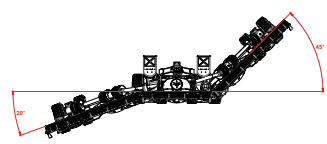
STRENGTH POINTS



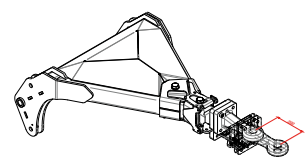
SPEED 88 METERS PER SECOND



REMOVABLE HARDOX DOUBLE SKIN



WORKING ANGLE 45° UP / 20° DOWN



TELESCOPIC DRAWBAR WITH Ø 40 mm (1,6 in) EYE






QUEEN	A cm/in	A1 cm/in	B cm/in	C cm/in	C1 cm/in	D cm/in	D1 cm/in	E* cm/in
510	513 /202	275 /108	471 /185	609 /240	611 /241	116 /45,7	220 /86,6	30 /11,8
670	673 /265	287 /113	631 /249	609 /240	611 /241	116 /45,7	305 /120	30 /11,8

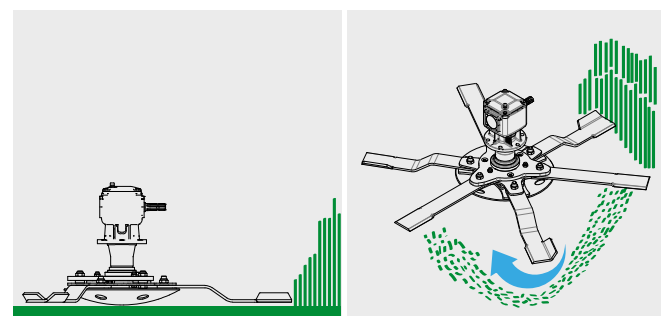
*Max. Height during transport



QUEEN

PROFESSIONAL SERIES

QUEEN		510	670
TECHNICAL SPECIFICATIONS			
Cutting box width <i>cm/in</i>		513 <i>cm</i> / 202 <i>in</i>	673 <i>cm</i> / 265 <i>in</i>
Working width <i>cm/in</i>		470 <i>cm</i> / 185 <i>in</i>	630 <i>cm</i> / 248 <i>in</i>
Machine weight <i>kg/lb</i>		2380 - 2500 <i>kg</i> / 5247 - 5511 <i>lb</i>	2980 - 3100 <i>kg</i> / 6570 - 6835 <i>lb</i>
tools	 knives standard <i>max Ø 10 cm / 3,9 in</i>	9	15
	 knives optional <i>max Ø 10 cm / 3,9 in</i>	18	30
 A mm/in	Ø 1660 mm x 3 Ø 65,4 in x 3	Ø 1660 mm x 3 / Ø 65,4 in x 3	Ø 1000 mm x 2 / Ø 39,4 in x 2
Max cutting height <i>cm/in</i>		2/40 <i>cm</i> - 0,8/16 <i>in</i>	2/40 <i>cm</i> - 0,8/16 <i>in</i>
		3	5
		Ø 40 mm / 88,2 in	Ø 40 mm / 88,2 in
RPM PTO 1000	Rotor revolutions / peripheral tool speed	88 m/sec tool speed	88 m/sec tool speed
HP max transmission		250 hp	250 hp
Utilization		trailed rear	



QUEEN	510	670
MACHINE		
Removable Hardox double skin	✓	✓
Hydraulic and mechanic security lock for road transportation	✓	✓
Light bar for road traffic	✓	✓
Telescopic drawbar with Ø 40 mm (1,6 in) eye	✓	✓
8 wheels (10.0/80 - 12 TL 10-ply)	✓	✓
Lateral and central Hardox skids	✓	✓
Knives thickness 12 mm (0,47 in)	✓	✓
Security chains for the towing	✓	✓
Working angle 45° up / 20° down	✓	✓
Front and rear protection chains	✓	✓
Transport security belt	✓	✓
Wheel scrapers	✓	✓
Pair of front rollers	•	•
Front roll-bar protection	•	•
Ball hitch towbar K80	•	•
6 Knives mulching kit	•	•
European road homologation	•	•
A. Agro-industrial tyre - 1 st INSTALLATION (R 10.0/75-15.3 14-ply)	•	•
B. Industrial tyre - 1st INSTALLATION (R 7.00 12 16-ply)	•	•
TRANSMISSION		
Transmission in oil bath	✓	✓
Transmission with 5 disc-clutches	✓	✓
Wide-angle cardan shaft 1" 3/8 Z6 + 1" 3/4 Z6 with free wheel	✓	✓
Wide-angle cardan shaft 1" 3/4 Z20 + 1" 3/4 Z20 with free wheel	•	•
Wide-angle cardan shaft 1" 3/4 Z20 + 1" 3/4 Z6 with free wheel	•	•



ORCHARDS, VINEYARDS, HAZELNUTS,
SOLAR PANELS

FLAIL-D

AGRICULTURAL SERIES





50 - 110 HP



Inter-row disc with mechanical spring return. Possibility of adjusting the cutting inclination to adapt to tamping along vineyards and orchards, edges of drainage channels in orchards or on hilly terrain arranged in crags. The parallelogram installed allows to self-level and adapt to all ground situations.

To be fitting on models: DYNAMIC, EVO PLUS, EVO PLUS REV, KING EXTRA, FRUIT EXTRA.



FLAIL-D		
TECHNICAL SPECIFICATIONS		
Machine weight		170 kg / 375 lb
tools	 knives	2
Hydraulic tank capacity		-
Minimum oil flow		35 L/MIN / 9,3 gal
	RPM	Rotor revolutions- Hp / Kw Shredder circuit
		2800 rpm 16/11 hp/kW
Utilization		Rear mounted
TRACTOR FEATURES		
Minimum weight		1500 kg / 3307 lb
Minimum power required		50/36 cv/kW

FLAIL-D		
MACHINE		
Working inclination mechanical adjustment		✓
Working height Mechanical adjustment		✓
Automatic disc suspension		✓
Between-Row Disc Ø 600 mm		✓
Disc return by mechanical spring		✓
Heat exchanger (King Extra, Dynamic and Fruit Extra only)		•
Extra cost for between-row disc Ø 800 mm		•
HYDRAULIC SYSTEM		
Hydraulic motor with quick coupling hoses and safety valve		✓



ORCHARDS, VINEYARDS, HAZELNUTS,
SOLAR PANELS

FLAIL-I



PROFESSIONAL SERIES



50 - 110 HP



Inter-row disc with independent hydraulic system, with controlled effort hydraulic return. There is the possibility of adjusting the hardness of the wheel return by means of a hydraulic valve chest distributor, this also allows use in vineyards and orchards with young plants. The double hydraulic pump installed guarantees maximum power and the high level of performance of the cut quality of the chopped product. Possibility of adjusting the cutting inclination to adapt it along vineyards and orchards, edges of drainage channels in orchards or on hilly terrain arranged in crags. The parallelogram installed allows to self-level and adapt to all ground situations. **To be fitting on models: DYNAMIC, FRUIT EXTRA.**

FLAIL-I		
TECHNICAL SPECIFICATIONS		
Machine weight		250 kg / 551 lb
tools	 knives	2
Hydraulic tank capacity		50 L / 13,3 gal
Shredder system oil flow		40 L/MIN / 10,7 gal/min
	RPM	Rotor revolutions -hp / kW Shredder circuit 2800 rpm 16/11 hp/kW
Utilization		Rear mounted
TRACTOR FEATURES		
Minimum weight		1500 kg / 3307 lb
Minimum power required		

FLAIL-I		
MACHINE		
Working inclination mechanical adjustment		✓
Working height Mechanical adjustment		✓
Automatic disc suspension		✓
Between-Row Disc Ø 600 mm		✓
Return of the disc with draft control		✓
Hydraulic valve chest distributor for engine ignition with remote cable control		✓
Valve chest distributor with remote control cable for position disc return		✓
Heat exchanger		•
Extra cost for Between-Row Disc Ø 800 mm		•
HYDRAULIC SYSTEM		
Independent hydraulic system with double pump		✓

ORCHARDS, VINEYARDS, HAZELNUTS,
SOLAR PANELS



TIK-800

PROFESSIONAL SERIES



80 - 110 HP



Multi-purpose inter-row flail mulcher with independent hydraulic system.
Inter-row automatic with hydraulic retraction.
To be fitting on model: FRUIT EXTRA (not with Central gearbox).



TIK		800
TECHNICAL SPECIFICATIONS		
Machine weight		420 kg / 926 lb
Tools	knives max Ø 3 cm	40
	hammers max Ø 3 cm	30
Hydraulic tank capacity		90 L / 23,8 gal
Shredder system oil flow		84 L/MIN / 22,2 gal/min
RPM	Rotor revolutions - hp / kW Shredder circuit	3100 rpm 50/37 hp/kW
Utilization		-
TRACTOR FEATURES		
Minimum weight		2200 kg / 485 lb
Minimum power required		80/59 cv/kW

TIK		
MACHINE		
Hydraulic cutting head retracting with control rod		✓
Electro-hydraulic recall of the cutting head return		✓
Electro-hydraulic recall of the cutting head return		✓
Cutting head electro-hydraulic inclination		✓
Working height electro-hydraulic adjustment		✓
Cutting head Ignition with flexible cable		✓
800 mm cutting head with height-adjustable roller and 12.9 bolts		✓
Height-adjustable roller		✓
Oil cooler with automatic electric fan and branch protection carter		✓
Functions electric controls		✓
FUNCTIONS ELECTRIC CONTROLS		
Hydraulic motor in cast Iron Group 3 - 50 hp		✓
Independent hydraulic system with triple pumps Group 3 in cast iron 84 l / min per rotor		✓

THE BEST HAS A NAME

MORSI





« La prima trincia Orsi è stata acquistata dalla mia famiglia circa 25 anni fa, la prima qualità che ricerchiamo è la resistenza delle macchine in condizioni difficili, le macchine che ho avuto di ORSI sono affidabili al massimo, hanno svolto sempre ottimamente il lavoro nei campi e una cosa importante, siamo estremamente contenti del servizio. »

Azienda Agricola Boselli
Daniele e Filippo (BOLOGNA) Italia



ORSI GROUP S.R.L.

Via S. Andrea, 2A
Mascarino di Castello d'Argile
40050 / BOLOGNA / ITALY
Ph. +39 051 6867072

info@orsigroup.it
www.orsigroup.it