



Features

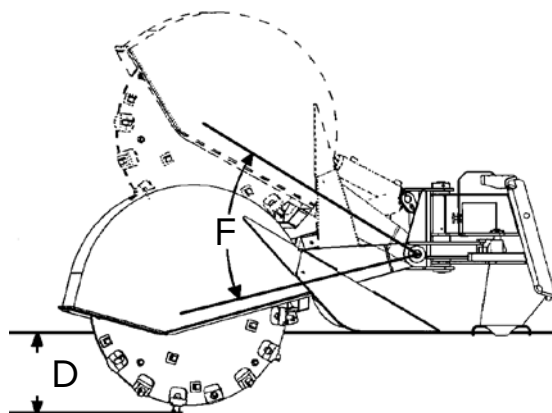
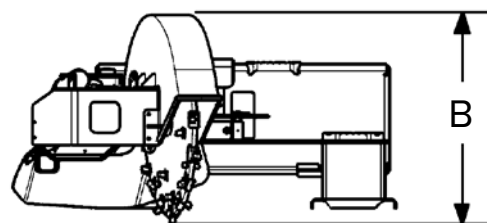
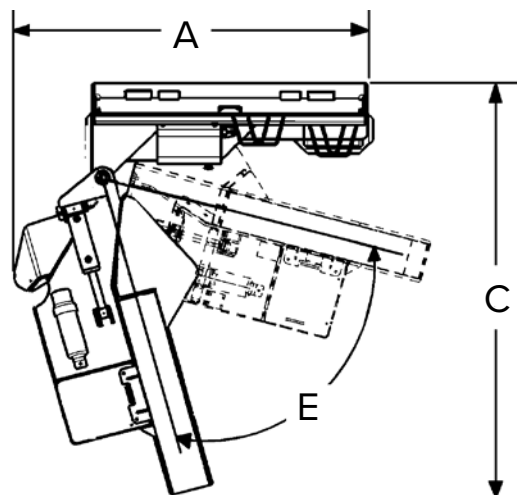
- Two models available:
 - SG26 standard flow
 - SG30 high flow
- Tooth pattern permits cutting from side-to-side and vertical directions
- Wheel and tooth options available
- Heavy-duty gearbox drives with torque arm motor support for longer motor and drive system life
- Easy access to all drive components allows for quick maintenance
- Operates with multi-function control inside the loader
- Excellent operating visibility & exceptional swing arc geometry

The **Bradco® Stump Grinder** by Paladin is available in standard flow and high flow. The standard flow model has a 26" diameter cutting wheel allowing up to 10" of below ground cutting, and the high flow model has a 30" wheel allowing up to 12" of below ground cutting. The 60 degree range of motion covers 45" in a single sweep.



SPECIFICATIONS	STANDARD FLOW SG26	HIGH FLOW SG30
A. Width (overall)	58"	58"
B. height (overall)	37"	37"
C. Length (overall)	73"	73"
D. Below Ground Depth	10"	12"
E. Swing Arc	60"	60"
F. Maximum Lift	25"	25"
Number of Cutting Teeth	28	28
Wheel Diameter	26"	30"
Hydraulic Flow Requirement (gpm)	14-28	29-44
Weight (lbs)	720	795

Specifications and design are subject to change without notice and without liability, therefore, whenever applicable specifications are in accordance with SAE standards.



Additional Features

- Adjustable speed control has been designed into the unit to allow the operator to adjust speed of the swing and lift functions to accommodate maximum performance
- Built-in grouser pads provide exceptional stability during cutting & grip for your uneven ground and hillsides
- Optional items include square teeth with single lock nut or shark style teeth with universal bolt pattern