




12 MX Multiflex




12 MX

Feature-Packed
Planting Units

**No Seed
Damage With
Gravity-Drop
Hopper**

**Deep Vee
Opener
For Good
Germination**



MultiFlex Design For Precision Planting

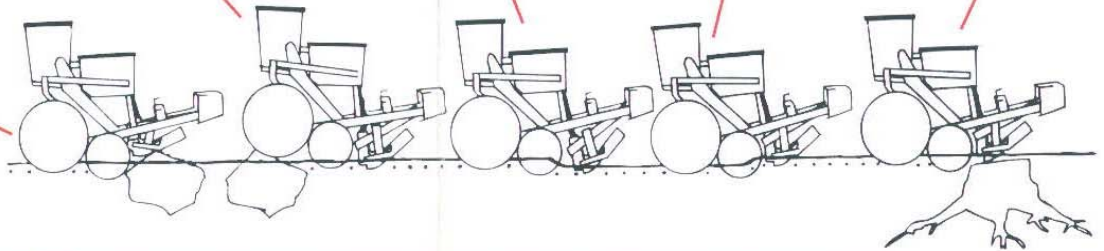
Since seed opener operates independently from press wheels, seed opener rides over rocks without damaging opener at normal speeds, and without lifting press wheel off the ground. You maintain seed planting depth except for the area of the rock, and you maintain good seed metering since the press wheel does not lose track.

The press wheel is independent of the seed opener. It rides over rocks without lifting the seed opener. You maintain uniform seed metering and uniform seed depth.

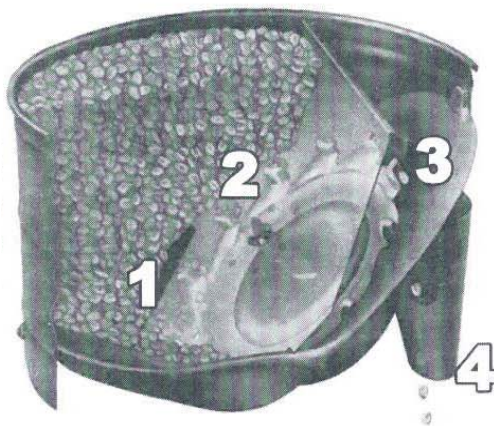
You get accurate seed planting depth even when seed opener runs down into a depression. Seed opener can float downward below level of press wheel. Positive seed depth is assured by spring-loaded seed opener.

When seed opener runs up a mound, you still get accurate seed depth and uniform seed metering. Seed opener can float upward above the lever of the press wheel. Seed opener does not plunge or push press wheel up off the ground causing is to lose friction.

Obstacles below the ground such as hard places, rocks and stumps do not interfere with planting beyond their extent. Seed opener rides over them without lifting press wheel.

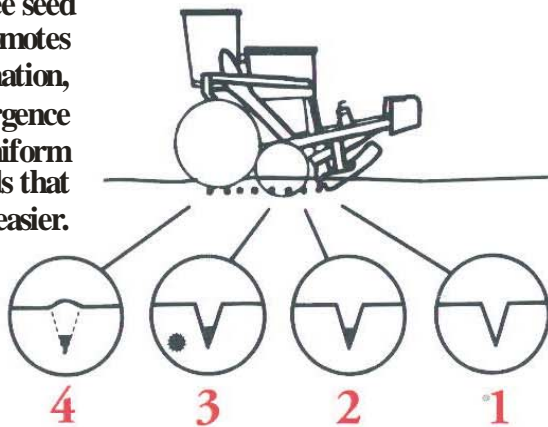


Gravity-drop, inclined plate hopper delivers accurate plant population.



1. Seeds feed under seed partition.
2. Seeds picked up as seed plate turns; Excess seeds fall back.
3. Seeds drop through opening with gentle action of gravity. No brushes, knockers or fingers to damage seeds.
4. Spout delivers accurately metered seeds one at a time to the Deep Vee sword opener for placement.

Deep Vee seed opener promotes fast germination, early emergence and uniform stands that harvest easier.



1. Deep Vee Sword cuts smooth, even seed trench and draws moisture to the seed bed. The Deep Vee at bottom of the trench is of uniform shape and depth.
2. Seeds are placed to uniform depth because seeds are trapped at the same depth in the Deep Vee.
3. Fertilizer is placed to side of seedbed where young roots will find early nourishment, but not before they are vigorous enough to stand the fertilizer.
4. Press wheel firms soil around seeds, but leaves a loose zone directly over the seed to ease emergence. Air is eliminated from the seedbed.

12MX

Complete Line Of Planting Units,
Tools Bars and Attachments.



Quality Features Mean Top Stands

Accurately place 34
to 650 pounds of
fertilizer per acre.

Simultaneously plant
and place fertilizer.

Change seed plates by
removing wing nut.

Adjust
fertilizer rate
with a wing
nut.

Set seed depth with handle.

Dirt scrape
keeps press
wheel free
from clods.

* Quality
Construction.

Split-rim concave cast iron press
wheel firms seedbed, but leaves
loose zone directly over seeds.

Spring-loaded seed
opener for positive
depth control.

- Design based on many years of experience in designing and building precision seed planters and fertilizer distributors.
- Comes with four seed plates and four distance gears for a wide selection of crops and planting distances. Accurately plants all popular garden crops.



COLE PLANTER COMPANY

Post Office Box 2
Albany, GA 31702

(229) 888-2032
Fax (229) 888-0448

www.coleplanter.com