



**IMPLEMENT
SALES**

PRODUCT CATALOG

2022 EDITION REV 2

PRICES SUBJECT TO CHANGE WITHOUT NOTICE

Please confirm price with website

WWW.IMPLEMENTSALS.COM

IMPLEMENT SALES

INDUSTRIAL EQUIPMENT



WWW.IMPLEMENTSALS.COM

ATTACHMENTS FOR BACKHOES, TRACTORS, SKIDSTEERS, EXCAVATORS,
MINI SKIDSTEER, SIDE BY SIDE, WHEEL LOADERS, TELEHANDLERS



**DISC HARROW
PULL TYPE**




**HARLEY RAKE
TRACTOR**



**TREE SPADE
SKID STEER**



DEBRIS BLOWER



**PALLET FORKS
WHEEL LOADER**



**STRAW BLOWER
TRACTOR MOUNTED**



**STUMP GRINDER
TRACTOR**



**BRUSH CUTTER
SKID STEER**

IMPLEMENT SALES

1141 Rosewood Circle
Monroe, GA 30655

1(800)955-9592
(770)908-9439

WWW.IMPLEMENTSALLES.COM



**HAMMER
EXCAVATOR**



**HARLEY RAKE
SKID STEER**



**MULCHER SKID
STEER**



**LOG GRAPPLE
SKID STEER**



**POST DRIVER
SKID STEER**



**WRAPPER
INLINE**



**WOOD CHIPPER
TRACTOR**



**GRAPPLE
SKID STEER**



STUMP GRINDER TRACTOR



TWO ROW CULTIVATOR



STRAW BLOWER SKID MOUNT



BRUSH CUTTER TRACTOR



AUGER DRIVE SKID STEER



VIBRATORY COMPACTION PLATE EXCAVATOR



BUCKET FOUR IN ONE MINI



PLANTERS

VISIT THE IMPLEMENT SALES WEBSITE TODAY!

Search Products by:

-CATEGORY

-MANUFACTURER

-INDUSTRY

-KEYWORD



TRENCH ROLLER EXCAVATOR



BALE ACCUMULATOR TRACTOR



BUCKET TOOTH EXCAVATOR



BUCKET FOUR N ONE SKID STEER



TRENCHER MINI SKID STEER



BRUSH MOWER EXCAVATOR



GRAPPLE SCRAP MINI SKID STEER



ROOT RAKE EXCAVATOR

Table Of Contents

ADAPTER BRACKETS	15
ADAPTER BRACKETS 3PT TO 2" RECEIVER	15
ADAPTER BRACKETS 3PT TO SSL	15
ADAPTER BRACKETS EURO/GLOBAL TO SSL	15
ADAPTER BRACKETS JOHN DEERE	15
ADAPTER BRACKETS KUBOTA	17
ADAPTER BRACKETS MAHINDRA	18
ADAPTER BRACKETS MASSEY FERGUSON	18
ADAPTER BRACKETS McCORMICK/KIOTI	18
ADAPTER BRACKETS MINI SKID STEER	18
ADAPTER BRACKETS NEW HOLLAND/CASE IH	19
ADAPTER BRACKETS SSL TO 3PT	19
ADAPTER BRACKETS UNIVERSAL TO SSL	20
ADAPTER BRACKETS WELD ON PLATES	20
ADAPTER BRACKETS WESTENDORF	20
ADAPTER EXCAVATOR TO SKID STEER	21
AERATOR CORE 3PT	21
ASPHALT CUTTER BACKHOE	21
ASPHALT CUTTER SKID STEER	22
ASPHALT CUTTER TELEHANDLER	22
AUGER ADAPTERS	22
AUGER AG DOUBLE-FLIGHT	22
AUGER AG SINGLE-FLIGHT	24
AUGER BITS 2" HEX MINI SKID STEER	24
AUGER BITS 2.56" ROUND MINI SKID STEER	25
AUGER BITS DIRT 2" HEX	25
AUGER BITS DIRT 2.56" ROUND	27
AUGER BITS ROCK 2" HEX	27
AUGER DRIVE 2" HEX EXCAVATOR	28
AUGER DRIVE 2" HEX TRACTOR	30
AUGER DRIVE 2" ROUND	30
AUGER DRIVE 2.56" ROUND EXCAVATOR	31
AUGER DRIVE 2.56" ROUND TRACTOR	32
AUGER DRIVE MINI SKID STEER	32
AUGER DRIVE SKID STEER 2" HEX	32
AUGER DRIVE SKID STEER 2.5" HEX	33
AUGER DRIVE SKID STEER 2.56" ROUND	33
AUGER EXTENSIONS 2" HEX	33
AUGER EXTENSIONS 2.56" ROUND	34
BACKHOE MINI SKID STEER	34
BACKHOE SKID STEER	35
BACKHOE STIFF ARM MINI SKID STEER	35
BACKHOE TRACTOR 3PT HITCH	35
BALE ACCUMULATOR SKID STEER	36

BALE ACCUMULATOR TRACTOR	36
BALE BLOWER TELEHANDLER	36
BALE BLOWER TRACTOR	36
BALE HUGGER SKID STEER	36
BALE HUGGER TELEHANDLER	37
BALE HUGGER TRACTOR	37
BALE SPEAR EURO	38
BALE SPEAR FRONT LOADER TRACTOR	39
BALE SPEAR JOHN DEERE 400/500	40
BALE SPEAR KUBOTA MOUNT	41
BALE SPEAR SKID STEER	41
BALE SPEAR TELEHANDLER	42
BALE SPEAR TRACTOR 3PT	42
BALE SPEAR WHEEL LOADER	43
BALE TRAILER	43
BLADE TILT EXCAVATOR	45
BLOCK FORKS	45
BOOM MINI SKID STEER	46
BOOM MOWER SKID STEER	46
BOOM MOWER TRACTOR 3PT	47
BOOM SKID STEER	47
BOX BLADE HYDRAULIC SCRAPER	48
BOX BLADE TRACTOR MAX 40HP	49
BOX BLADES TRACTOR 3PT HITCH	49
BROOM ANGLE WHEEL LOADER	51
BROOM BUCKET BACKHOE	51
BROOM BUCKET FORK LIFT	52
BROOM BUCKET SKID STEER	52
BROOM BUCKET WHEEL LOADER	54
BROOM FRONT LOADER MOUNT	55
BROOM MINI SKID STEER	56
BROOM PUSH SKID STEER	57
BROOM ROTARY SKID STEER	57
BROOM TRACTOR 3PT HITCH	58
BRUSH CUTTER FRONT LOADER MOUNT	59
BRUSH CUTTER MINI	60
BRUSH CUTTER SKID STEER HIGH FLOW	60
BRUSH CUTTER SKID STEER STANDARD FLOW	61
BRUSH CUTTER TRACTOR 3PT HITCH	63
BRUSH MOWER HYEX 12,000LBS-28,000LBS	64
BRUSH MOWER HYEX 16,000LBS-35,000LBS	65
BRUSH MOWER HYEX 6,000LBS-13,000LBS	66
BRUSH MOWER HYEX 9,000LBS-28,000LBS	66
BUCKET AG TRACTOR	67
BUCKET AG TRACTOR JOHN DEERE	68

BUCKET AG TRACTOR MASSEY FERGUSON	69
BUCKET CONCRETE SKID STEER	70
BUCKET FORK MOUNTED	70
BUCKET FOUR IN ONE BACKHOE	70
BUCKET FOUR N ONE COMPACT TRACTOR	70
BUCKET FOUR N ONE JOHN DEERE TRACTOR	71
BUCKET FOUR N ONE MINI SKID STEER	73
BUCKET FOUR N ONE SKID STEER	74
BUCKET FOUR N ONE TELEHANDLER	79
BUCKET FOUR N ONE TRACTOR	80
BUCKET FOUR N ONE WHEEL LOADER	80
BUCKET HIGH CAPACITY SKID STEER	80
BUCKET HIGH CAPACITY TELEHANDLER	82
BUCKET HIGH DUMP SKID STEER	83
BUCKET HIGH DUMP WHEEL LOADER	84
BUCKET HYDRAULIC TILT EXCAVATOR	85
BUCKET KUBOTA EXCAVATOR WITH THUMB & QA COUPLER 11,000-15,000LBS	87
BUCKET KUBOTA EXCAVATOR WITH THUMB & QA COUPLER 16,000-20,000LBS	89
BUCKET KUBOTA EXCAVATOR WITH THUMB & QA COUPLER 6,000-10,000LBS	89
BUCKET MULCH MINI	90
BUCKET NURSERY SKID STEER	91
BUCKET ROCK EXCAVATOR	92
BUCKET ROCK MINI SKID STEER	92
BUCKET ROCK SKID STEER	93
BUCKET SIDE DUMP WHEEL LOADER	93
BUCKET SKELETON EXCAVATOR	94
BUCKET SMOOTH EXCAVATOR 10000LBS-14000LBS	95
BUCKET SMOOTH EXCAVATOR 14000LBS-24000LBS	97
BUCKET SMOOTH EXCAVATOR 24000LBS-33000LBS	98
BUCKET SMOOTH EXCAVATOR 40000LBS-55000LBS	98
BUCKET SMOOTH EXCAVATOR 6000LBS-9000LBS	99
BUCKET SMOOTH EXCAVATOR JOHN DEERE 26G/35G WEDGE & HITACHI 26U/30U/35U WEDGE	99
BUCKET SMOOTH EXCAVATOR JOHN DEERE 50G/60G WEDGE & HITACHI 50U/60U WEDGE	99
BUCKET SMOOTH KUBOTA EXCAVATOR 10,000-15,000 LBS	100
BUCKET SMOOTH KUBOTA EXCAVATOR 16,000-20,000 LBS	101
BUCKET SMOOTH KUBOTA EXCAVATOR 6,000-10,000 LBS	101
BUCKET SMOOTH LONG FLOOR SKID STEER	102
BUCKET SMOOTH MINI SKID STEER	103
BUCKET SMOOTH REGULAR DUTY	104
BUCKET SMOOTH STANDARD FLOOR SKID STEER	105
BUCKET TOOTH EXCAVATOR 10000LBS-14000LBS	106
BUCKET TOOTH EXCAVATOR 14000LBS-24000LBS	109
BUCKET TOOTH EXCAVATOR 1500LBS-4000LBS	110
BUCKET TOOTH EXCAVATOR 24000LBS-33000LBS	112
BUCKET TOOTH EXCAVATOR 3000LBS-6000LBS	113

BUCKET TOOTH EXCAVATOR 33000LBS-45000LBS	115
BUCKET TOOTH EXCAVATOR 45000LBS-55000LBS	116
BUCKET TOOTH EXCAVATOR 55000LBS-60000LBS	117
BUCKET TOOTH EXCAVATOR 6000LBS-10000LBS	118
BUCKET TOOTH EXCAVATOR 65000LBS-80000LBS	119
BUCKET TOOTH EXCAVATOR JOHN DEERE 26G/35G WEDGE & HITACHI 26U/30U/35U WEDGE	121
BUCKET TOOTH EXCAVATOR JOHN DEERE 50G/60G WEDGE & HITACHI 50U/60U WEDGE	122
BUCKET TOOTH KUBOTA EXCAVATOR 11,000-15,000 LBS	123
BUCKET TOOTH KUBOTA EXCAVATOR 16,000-20,000 LBS	123
BUCKET TOOTH KUBOTA EXCAVATOR 6,000-10,000 LBS	124
BUCKET TOOTH LONG FLOOR SKID STEER	125
BUCKET TOOTH MINI SKID STEER	127
BUCKET TOOTH STANDARD FLOOR SKID STEER	127
BUCKET TRAPEZOID EXCAVATOR	129
BUCKET WHEEL LOADER	130
CEMENT MIXING BUCKET BACKHOE	132
CEMENT MIXING BUCKET EXCAVATOR	132
CEMENT MIXING BUCKET SKID STEER	133
CEMENT MIXING BUCKET TELEHANDLER	134
CEMENT MIXING BUCKET WHEEL LOADER	134
CHICKEN HOUSE BLOWER	134
COLD PLANER SKID STEER	134
CONCRETE PULVERIZER EXCAVATOR	135
CONCRETE SLAB BUCKET	136
CORN STALK CHOPPER TRACTOR	136
COUPLER HYDRAULIC PIN GRAB EXCAVATOR	137
COUPLER KUBOTA QUICK ATTACH	137
COUPLER MANUAL PIN GRABBER EXCAVATOR	137
COUPLER PIN ON SKID STEER	138
CULTIPACKER 3PT HITCH	138
CULTIPACKER UTV/ATV	139
CULTIVATOR 3-in-1 SOIL CONDITIONER	139
CULTIVATOR S TINE	140
CULTIVATOR S TINE WITH GAUGE WHEELS	140
DEBRIS BLOWER TRACTOR	141
DISC GRINDER SKID STEER	141
DISC HARROW 3PT TANDEM	141
DISC HARROW OFFSET 3PT	143
DISC HARROW PULL TYPE	143
DISC MOWER	145
DISC MOWER CADDY	145
DOUBLE ROUND BALE GRABBER	146
DOZER BLADE MINI SKID STEER	146
DOZER BLADE SKID STEER	146
DOZER ROOT RAKE	147

DRAG HARROWS	148
DRAG HARROWS 3PT HITCH	149
DRAG HARROWS HYDRAULIC FOLD	149
DRILL FOOD PLOT 3PT	150
DRILL NO TILL 3PT	151
DRILL NO TILL PULL TYPE	151
DRILLS AND SEEDERS	151
DUMP BOX 3PT HITCH	154
DUMP TRAILERS	154
DUMP TRAILERS GOOSENECK	155
EQUIPMENT TRAILERS	155
EXCAVATOR TREE STUMPER	155
EXCAVATOR WOOD SHEAR	155
FELLER BUNCHER TREE SAW EXCAVATOR	155
FELLER BUNCHER TREE SAW SKID STEER	155
FENCE UNROLLER SKID STEER	156
FERTILIZER APPLICATOR	156
FINISHING MOWER	156
FINISHING TRIPLEX MOWER	158
FIRE WOOD PROCESSORS	158
FLAIL MOWER EXCAVATOR	158
FLAIL MOWER MINI SKID STEER	159
FLAIL MOWER SKID STEER	160
FLAIL MOWER SLOPE	160
FLAIL MOWER TRACTOR	160
FLAIL MOWER WITH WEED EATER ATTACHMENT	162
FLIP OVER DISC HARROW UTV/ATV	162
FOOD PLOT DRILL UTV/ATV	162
FORKLIFT 3PT HITCH	163
GENERATOR FUEL	163
GENERATOR PTO 2 POLE	163
GENERATOR PTO 4 POLE	164
GRADER BLADE SKID STEER	165
GRADER BLADES 3 PT HITCH	167
GRAIN AUGERS	169
GRAIN CARTS	169
GRAIN CLEANER	170
GRAIN WAGONS	170
GRAPPLE AG TRACTOR EURO/GLOBAL MOUNT	170
GRAPPLE AG TRACTOR JOHN DEERE MOUNT	171
GRAPPLE BUCKET TELEHANDLER	171
GRAPPLE EXCAVATOR	172
GRAPPLE FLAT BOTTOM AG TRACTOR	173
GRAPPLE FLAT BOTTOM MINI SKID STEER	173
GRAPPLE OPEN/FLAT BOTTOM SKID STEER	174

GRAPPLE RAKE AG TRACTOR ALL MOUNTS	175
GRAPPLE RAKE AG TRACTOR EURO/GLOBAL MOUNT	175
GRAPPLE RAKE AG TRACTOR JOHN DEERE MOUNT	176
GRAPPLE RAKE AG TRACTOR SKID STEER MOUNT	177
GRAPPLE RAKE COMPACT AG TRACTOR	178
GRAPPLE RAKE ELECTRIC AG TRACTOR	179
GRAPPLE RAKE MINI SKID STEER	179
GRAPPLE RAKE SKID STEER	179
GRAPPLE RAKE WHEEL LOADER	180
GRAPPLE ROCK FLAT BOTTOM SKID STEER	180
GRAPPLE ROOT AG TRACTOR 30-50 HP SKID STEER MOUNT	181
GRAPPLE ROOT AG TRACTOR 51-100 HP SKID STEER MOUNT	182
GRAPPLE ROOT JOHN DEERE MOUNT	183
GRAPPLE ROOT KUBOTA MOUNT	184
GRAPPLE SOLID BOTTOM MINI SKID STEER	184
GRAPPLE SOLID/FLAT BOTTOM SKID STEER	185
GRAPPLE WHEEL LOADER	187
GRAVEL SMOOTHER UTV/ATV	187
HAMMER BACKHOE	188
HAMMER DUAL MOUNT EXCAVATOR / SSL RENTAL SPECIALTY	188
HAMMER DUAL MOUNT SSL / EXCAVATOR RENTAL SPECIALTY	188
HAMMER EXCAVATOR	188
HAMMER MINI SKID STEER	191
HAMMER SKID STEER	191
HARDSCAPE GRAPPLE MINI SKID STEER	192
HARLEY RAKE MINI SKID STEER	192
HARLEY RAKE SKID STEER	193
HARLEY RAKE TRACTOR 3PT HITCH	196
HAY CRIMPER 3PT HITCH	198
HAY RAKE BASKET RAKE	198
HAY RAKE INLINE RAKE	199
HAY RAKE ROTARY RAKE	200
HAY RAKE V RAKE	201
HAY UNROLLER HYDRAULIC SKID STEER	202
HAY UNROLLER HYDRAULIC TRACTOR	203
HAY UNROLLER MECHANICAL	203
HONDA ENGINE BRAND	203
HORSE ARENA EQUIPMENT	203
IMPLEMENT CADDY	204
KUBOTA ENGINE BRAND	204
LAND LEVELER MINI SKID STEER	205
LAND LEVELER PULL TYPE	205
LAND LEVELER TRACTOR 3PT HITCH	206
LAND LEVELER TRACTOR 3PT HITCH 55HP MAX	208
LAND ROLLER PULL TYPE	208

LAWN SWEEPERS	209
LITTER SPREADER	209
LOG GRAPPLE EXCAVATOR	210
LOG GRAPPLE MINI SKID STEER	210
LOG GRAPPLE SKID STEER	211
LOG GRAPPLE TRACTOR	211
LOG LOADERS AND TRAILERS	212
LOG SPLITTER GAS POWERED	212
LOG SPLITTER SKID STEER	213
LOG SPLITTER TRACTOR	214
MANURE FORK FRONT LOADER	215
MANURE SCRAPER ATTACHMENT SKID STEER	215
MANURE SPREADER	216
MAT PALLET FORK GRAPPLE SKID STEER	217
MULCHER EXCAVATOR 12,000LBS-18,000LBS	217
MULCHER EXCAVATOR 18,000LBS-35,000LBS	219
MULCHER EXCAVATOR 35,000LBS-66,000LBS	219
MULCHER EXCAVATOR 6,000LBS-9,000LBS	221
MULCHER HIGH FLOW SKID STEER	221
MULCHER LOW FLOW SKID STEER	222
MULCHER TRACTOR 3PT HITCH	223
NET WRAP REMOVER	223
PALLET FORK EXTENSIONS FORK LIFT	223
PALLET FORK EXTENSIONS SKID STEER	225
PALLET FORKLIFT WORK PLATFORM	226
PALLET FORKS BACKHOE	226
PALLET FORKS CLAMP ON BUCKET	227
PALLET FORKS EXCAVATOR	227
PALLET FORKS HYDRAULIC SPREAD SSL	228
PALLET FORKS MINI SKID STEER	228
PALLET FORKS ROOT BALL SLEEVE	229
PALLET FORKS ROTATING	229
PALLET FORKS SKID STEER	229
PALLET FORKS SKID STEER WITH GRAPPLE	232
PALLET FORKS SWING OVER BUCKET BUCKET	232
PALLET FORKS TELEHANDLER CAT	233
PALLET FORKS TELEHANDLER JCB	233
PALLET FORKS TELEHANDLER JLG	236
PALLET FORKS TRACTOR ALL MOUNTS	237
PALLET FORKS TRACTOR BUSH HOG	238
PALLET FORKS TRACTOR EURO/GLOBAL MOUNT	238
PALLET FORKS TRACTOR JOHN DEERE MOUNT	239
PALLET FORKS TRACTOR KUBOTA	239
PALLET FORKS TRACTOR MASSY FERGUSON	240
PALLET FORKS TRACTOR SKID STEER MOUNT	240

PALLET FORKS TRACTOR YANMAR	241
PALLET FORKS WHEEL LOADER	241
PIPE FORKS WHEEL LOADER	243
PLANTERS	243
POST DRIVER EXCAVATOR	244
POST DRIVER SKID STEER	244
POST DRIVER TRACTOR	246
POST DRIVER TRAILER MOUNTED	246
POST HOLE DIGGER TRACTOR 3PT HITCH	247
POWER HARROW FIXED	248
PTO HYDRAULIC POWER PACK	249
PULL TYPE BOX BLADES	249
PULL TYPE PAN	250
QUICK HITCH 3PT HITCH	250
REFILLING BAG BUCKET BACKHOE	250
REFILLING BAG BUCKET SKID STEER	251
REFILLING BAG BUCKET TELEHANDLER	251
RIPPER EXCAVATOR	251
ROCK HOUND SKID STEER	253
ROCK RAKE TRACTOR 3PT HITCH	253
ROCK SAW SKID STEER	254
ROOT RAKE EXCAVATOR	255
ROOT RAKE LESS GRAPPLE	259
ROOT RAKE TRACK LOADER	259
ROTARY CUTTER PULL TYPE	259
ROTARY CUTTER TRACTOR 3PT HITCH	260
SCREENING BUCKET SKID STEER	261
SCREENING BUCKETS BACKHOE	261
SCREENING BUCKETS EXCAVATOR	261
SCREENING BUCKETS TELEHANDLER	262
SCREENING BUCKETS WHEEL LOADER	262
SELF LOADING	263
SICKLE BAR MOWER 3PT HITCH	263
SILAGE DEFACER SKID STEER	264
SILT FENCE PLOW 3PT HITCH	264
SILT FENCE PLOW SKID STEER	264
SKELETON GRAPPLE BUCKET MINI	265
SKIDDING PLATE TRACTOR 3PT HITCH	265
SKIDDING WINCH TRACTOR 3PT HITCH	265
SNOW BLADE MINI	266
SNOW REMOVAL	267
SOD UNROLLER MINI SKID STEER	271
SOD UNROLLER SKID STEER	271
SPRAYERS	271
SPREADER POLY HOPPER	272

SPREADER SKID STEER	273
SPREADER TRACTOR 3PT HITCH	273
SPREADER UTV/ATV	274
STAINLESS STEEL	274
STATIONARY HONDA ENGINE	275
STATIONARY TRACTOR POWERED	275
STEEL	275
STONE BURIERS AND BED FORMERS	276
STRAW BLOWER SKID MOUNT	276
STRAW BLOWER TRACTOR MOUNTED	276
STRAW BLOWER TRAILER MOUNT	276
STUMP BUCKET SKID STEER	276
STUMP BUCKET TRACTOR	277
STUMP GRINDER EXCAVATOR	277
STUMP GRINDER EXTERNAL CONTROL VALVE	278
STUMP GRINDER MINI SKID STEER	278
STUMP GRINDER SKID STEER HIGH FLOW	279
STUMP GRINDER SKID STEER STANDARD FLOW	280
STUMP GRINDER TRACTOR	281
STUMP GRINDER WALK BEHIND	282
STUMP PLANER SKID STEER	282
STUMP PLANNER BITS SKIDSTEER	282
SUBSOILER TRACTOR	282
SWATH ROLLER	283
TEDDERS	283
TEE POST DRIVER SKID STEER	285
TEE POST DRIVER TRACTOR	285
THUMB HYDRAULIC WELD ON EXCAVATOR	285
THUMB MECHANICAL WELD ON EXCAVATOR	287
THUMB PRO LINK EXCAVATOR	288
THUMB STICK PIVOT EXCAVATOR	288
TILLER FOLDING TRACTOR	290
TILLER FOLDING WITH BED FORMER	290
TILLER MINI SKID STEER	291
TILLER SKID STEER	291
TILLER TRACTOR	292
TILT TACH MINI SKID STEER	293
TILT TACH SKID STEER	293
TOOL ARM 3PT HITCH	293
TOOL MULE	293
TOOTH BAR AG BUCKETS	294
TOOTH BAR BOLT ON	295
TOP LINK CYLINDER	296
TRACTOR ATTACHMENTS	296
TRAILER BACKHOE	296

TRAILER RELOCATOR SKID STEER	296
TRAILER SPOTTER FORK MOUNTED	296
TRASH FORKS	297
TRASH HOPPERS FORKLIFT	297
TRASH HOPPERS SKID STEER	298
TRASH HOPPERS TELEHANDLER	298
TREE & SHRUB GRAPPLE MINI SKID STEER	298
TREE CUTTER TRACTOR	299
TREE FORK MINI SKID STEER	300
TREE PULLER MINI SKID STEER	300
TREE PULLER SKID STEER	300
TREE SAW EXCAVATOR	300
TREE SAW MINI SKID STEER	301
TREE SAW SKID STEER	301
TREE SHEAR EXCAVATOR	301
TREE SHEAR SKID STEER	302
TREE SPADE 3 POINT HITCH 24" ROOT BALL	302
TREE SPADE 3 POINT HITCH 30" ROOT BALL	303
TREE SPADE 3 POINT HITCH 40" ROOT BALL	303
TREE SPADE 3 POINT HITCH 50" ROOT BALL	303
TREE SPADE MINI SKID STEER	304
TREE SPADE SKID STEER 24" ROOT BALL	304
TREE SPADE SKID STEER 30" ROOT BALL	304
TREE SPADE SKID STEER 34" ROOT BALL	305
TREE SPADE SKID STEER 38" ROOT BALL	305
TREE SPADE SKID STEER 40" ROOT BALL	305
TREE SPADE SKID STEER 44" ROOT BALL	306
TREE SPADE SKID STEER 50" ROOT BALL	306
TREE SPADE TELEHANDLER 24" ROOT BALL	307
TREE SPADE TELEHANDLER 30" ROOT BALL	307
TREE SPADE TELEHANDLER 40" ROOT BALL	307
TREE SPADE TELEHANDLER 50" ROOT BALL	308
TREE SPADES TRAILERED MOUNTED	308
TRENCH ROLLER BACKHOE	309
TRENCH ROLLER EXCAVATOR	309
TRENCHER MINI SKID STEER	309
TRENCHER SKID STEER	311
TRENCHER TRACTOR 3 POINT HITCH	312
UTILITY POLE PULLER SKIDSTEER	312
UTILITY TRAILERS	312
UTV MOWER	312
VERTICAL MIXER DOUBLE AUGER	312
VERTICAL MIXER SINGLE AUGER	313
VERTICAL MIXER TRIPLE AUGER	313
VIBRATORY COMPACTION PLATE EXCAVATOR	313

VIBRATORY PLOW 3PT HITCH	314
VIBRATORY PLOW MINI SKID STEER	314
VIBRATORY ROLLER MINI SKID STEER	314
VIBRATORY ROLLER PADDED SKID STEER	314
VIBRATORY ROLLER SMOOTH SKID STEER	315
WOOD CHIPPER SKID STEER	315
WOOD CHIPPER TRACTOR 3PT HITCH	316
WOOD CHIPPER TRAILER MOUNTED	317
WRAPPER INLINE	318
YANMAR ENGINE BRAND	318

ADAPTER BRACKETS**MAABO463-MSS100 (#IS4111-023-50)**

Call 770-908-9439 or check website for Price

**Manufacturer** MARTATCH**Machine Size:** MINI**Attachment Size:** MINI**Description:** BOBCAT TO UNIVERSAL MINI SKID STEER ADAPTER**ADAPTER BRACKETS 3PT TO 2" RECEIVER****MTH3PHC2-B (#IS2565-023-50)**

Call 770-908-9439 or check website for Price

**Manufacturer** MARTATCH**Machine Size:****Attachment Size:****Description:** Available for Cat. 1 Three Point Hitch Top Ball mount Bottom 2" Receiver Heavy Structural Tubing * Ball not Included***MTH3PHC2-C (#IS3690-023-50)**

Call 770-908-9439 or check website for Price

**Manufacturer** MARTATCH**Machine Size:****Attachment Size:****Description:** Available for Cat. 2 Three Point Hitch Top Ball mount Bottom 2" Receiver Heavy Structural Tubing * Ball not Included***MTH3PHC2-D (#IS3691-023-50)**

Call 770-908-9439 or check website for Price

**Manufacturer** MARTATCH**Machine Size:****Attachment Size:****Description:** Available for Cat. 3 Three Point Hitch Top Ball mount Bottom 2" Receiver Heavy Structural Tubing * Ball not Included***ADAPTER BRACKETS 3PT TO SSL****835080 (#IS0932-023-02)**

Call 770-908-9439 or check website for Price

**Manufacturer** WORKSAVER INC.**Machine Size:** TRACTOR**Attachment Size:****Description:** Interfaces with Cat. I or Cat II 3-pt hitches (quick hitch compatible) allows use of skid steer type attachments**ADAPTER BRACKETS EURO/GLOBAL TO SSL****832550 (#IS0902-023-02)**

Call 770-908-9439 or check website for Price

**Manufacturer** WORKSAVER INC.**Machine Size:** TRACTOR**Attachment Size:****Description:** Interfaces with loaders that use the Euro/Global attaching system to allow the use of skid steer type attachments Cap. 4000 lbs**835020 (#IS0926-023-02)**

Call 770-908-9439 or check website for Price

**Manufacturer** WORKSAVER INC.**Machine Size:** TRACTOR**Attachment Size:****Description:** Interfaces with "Universal" skid steer attach allowing use of Euro/Global attachments**835045/830345 (#IS0929-023-02)**

Call 770-908-9439 or check website for Price

**Manufacturer** WORKSAVER INC.**Machine Size:** TRACTOR**Attachment Size:****Description:** Converts standard tractor loaders with pin on buckets to accept Euro/Global attachments. Paired with 830345 pin-on brackets with 1" pins.**ADAPTER BRACKETS JOHN DEERE**

831875 (#IS0908-023-02)**Manufacturer** WORKSAVER INC.**Machine Size:** TRACTOR**Description:** Interfaces w/JD 145/146/148/158 loaders with pin-on buckets retained by 1-1/8" pins, allowing the use of skid steer type attachments (shipped less pins) Max Cap. 3,000 lbs.**Call 770-908-9439 or check website for Price****Attachment Size:****831980 (#IS0910-023-02)****Manufacturer** WORKSAVER INC.**Machine Size:** TRACTOR**Description:** Interfaces with JD 240/245/260/265 pin type loaders, allows the use of skid steer type attachments (shipped less pins) Max Cap 3,525 lbs.**Call 770-908-9439 or check website for Price****Attachment Size:** 3,525 LB MAX**832620 (#IS0904-023-02)****Manufacturer** WORKSAVER INC.**Machine Size:** TRACTOR**Description:** Interfaces with JD300/ 400/500 series quick attach loaders to allow the use of skid steer type attachments**Call 770-908-9439 or check website for Price****Attachment Size:****832631 (#IS0907-023-02)****Manufacturer** WORKSAVER INC.**Machine Size:** TRACTOR**Description:** Interfaces w/Euro/Global loaders allowing the use of JD600/700 attachments. Max Cap. 5,000 lbs.**Call 770-908-9439 or check website for Price****Attachment Size:****832650 (#IS0906-023-02)****Manufacturer** WORKSAVER INC.**Machine Size:** TRACTOR**Description:** Interfaces w/ JD 600/700 series loaders allowing use of skid steer type attachments. Max Cap. 5,500 lbs**Call 770-908-9439 or check website for Price****Attachment Size:****832815 (#IS0909-023-02)****Manufacturer** WORKSAVER INC.**Machine Size:** TRACTOR**Description:** Interfaces w/JD 48/58 pin type (1/25" pins) loader with single center cylinder, allowing use of skid steer attachments (shipped less pins) Max Cap 3,000 lbs.**Call 770-908-9439 or check website for Price****Attachment Size:****835030 (#IS0927-023-02)****Manufacturer** WORKSAVER INC.**Machine Size:** TRACTOR**Description:** Interfaces with JD 400/525 series loaders allowing use of Euro/Global attachments**Call 770-908-9439 or check website for Price****Attachment Size:****835040 (#IS0928-023-02)****Manufacturer** WORKSAVER INC.**Machine Size:** TRACTOR**Description:** Interfaces with JD 600/700 series loaders allowing use of Euro/Global attachments**Call 770-908-9439 or check website for Price****Attachment Size:****835060 (#IS0899-023-02)****Manufacturer** WORKSAVER INC.**Machine Size:** TRACTOR**Description:** Weld-on plate for JD 200X, 200CX, H120, H130, H160, D120, D160 , 315 series loaders. Simply welds to any existing attachment to convert to JD 315/400 interface. Plate is 49.38" x 19.34" with steel cast hooks & welded locking pins**Call 770-908-9439 or check website for Price****Attachment Size:****835065 (#IS0900-023-02)****Manufacturer** WORKSAVER INC.**Machine Size:** TRACTOR**Description:** Weld-on plate for JD 400/ 525 series loaders. Simply welds to any existing attachment to convert to JD 400/ 500 interface. Plate is 49.38" x 22.69" with steel cast hooks & welded locking pins**Call 770-908-9439 or check website for Price****Attachment Size:**

835070 (#IS0903-023-02)**Manufacturer:** WORKSAVER INC.**Machine Size:** TRACTOR**Description:** Interfaces with "Universal" Skid Steer attach, allowing use of JD 400 attachments. Max Cap 4,000 lbs.**Call 770-908-9439 or check website for Price****Attachment Size:****835135 (#IS0905-023-02)****Manufacturer:** WORKSAVER INC.**Machine Size:** TRACTOR**Description:** Interfaces with JD 200X, 200CX, H120, H130, H160, D120, D160 to allow the use of Skid Steer Attachments Max. Cap. 1,200 lbs.**Call 770-908-9439 or check website for Price****Attachment Size:****835200 (#IS0931-023-02)****Manufacturer:** WORKSAVER INC.**Machine Size:** TRACTOR**Description:** Euro/Global to John Deere 500 Series Interfaces with Euro/Global agricultural loaders allowing the use of John Deere 500 Series Style attachments that use the hook**Call 770-908-9439 or check website for Price****Attachment Size:****835205 (#IS3814-023-02)****Manufacturer:** WORKSAVER INC.**Machine Size:** TRACTOR**Description:** Interfaces with loaders that use the "universal" skid steer quick attach to allow the use of John Deere 500 Series Style attachments that use the hook & pin attaching system, with a ctr. / ctr. distance between the hook and the pin of 17.60-inches.**Call 770-908-9439 or check website for Price****Attachment Size:****ADAPTER BRACKETS KUBOTA****831725 (#IS0912-023-02)****Manufacturer:** WORKSAVER INC.**Machine Size:** TRACTOR**Description:** Interfaces w/Kubota LA1251, LA1301, LA1601 loaders equipped with semi-quick attach. Allows the use of skid steer type attachments (shipped less pins) Max Cap 3,525 lbs.**Call 770-908-9439 or check website for Price****Attachment Size:****832810 (#IS0913-023-02)****Manufacturer:** WORKSAVER INC.**Machine Size:** TRACTOR**Description:** Interfaces w/ Kubota LA367.50, LA401, LA402, LA450, LA452, LA480, LA481, LA482, LA714, LA681, LB402, LB402, LB552, LB702 allowing the use of skid steer type attachments (shipped less pins) Max Cap 3,525 lbs.**Call 770-908-9439 or check website for Price****Attachment Size:****832915 (#IS0911-023-02)****Manufacturer:** WORKSAVER INC.**Machine Size:** TRACTOR**Description:** Interfaces with Kubota LA852 with pin-on bucket retained by 1-3/16" pins. Allows the use of Skid Steer type attachments. (shipped less pins) Max Cap. 3,525 lbs.**Call 770-908-9439 or check website for Price****Attachment Size:****835130 (#IS0937-023-02)****Manufacturer:** WORKSAVER INC.**Machine Size:** TRACTOR**Description:** Interfaces with Kubota LA243 with single center lift cylinder, allows use of skid steer attachments (shipped less pins)**Call 770-908-9439 or check website for Price****Attachment Size:****835150 (#IS0933-023-02)****Manufacturer:** WORKSAVER INC.**Machine Size:** TRACTOR**Description:** Interfaces w/ Kubota LA504, LA534 allowing use of skid steer attachments (shipped less pins)**Call 770-908-9439 or check website for Price****Attachment Size:****835160 (#IS0934-023-02)****Manufacturer:** WORKSAVER INC.**Machine Size:** TRACTOR**Description:** Interfaces w/ Kubota LA524, LA551.25 allowing use of skid steer attachments (shipped less pins)**Call 770-908-9439 or check website for Price****Attachment Size:**

ADAPTER BRACKETS MAHINDRA**835110 (#IS0938-023-02)****Call 770-908-9439 or check website for Price****Manufacturer:** WORKSAVER INC.**Machine Size:** TRACTOR**Description:**

Interfaces with Mahindra Emax 22L, 25L and TYM TX-25 with single center lift cylinder, allows use of skid steer attachments (shipped less pins)

Attachment Size:**835115 (#IS0918-023-02)****Call 770-908-9439 or check website for Price****Manufacturer:** WORKSAVER INC.**Machine Size:** TRACTOR**Description:**

Interfaces with Mahindra Max 26L to allow the use of skid steer attachments (shipped less pins) Max. Cap. 1,200 lbs.

Attachment Size:**835145 (#IS0917-023-02)****Call 770-908-9439 or check website for Price****Manufacturer:** WORKSAVER INC.**Machine Size:** TRACTOR**Description:**

Interfaces with Mahindra Max 24L to allow the use of skid steer attachments (shipped less pins) Max. Cap. 1,200 lbs.

Attachment Size:**ADAPTER BRACKETS MASSEY FERGUSON****831895 (#IS0914-023-02)****Call 770-908-9439 or check website for Price****Manufacturer:** WORKSAVER INC.**Machine Size:** TRACTOR**Description:**

Interfaces w/ MF 232. 236. 832. 838. 1032 loaders w/buckets retained by 1" pins. Allows the use of skid steer type attachments (shipped less pins) Max Cap 3,525 lbs.

Attachment Size:**835125 (#IS0916-023-02)****Call 770-908-9439 or check website for Price****Manufacturer:** WORKSAVER INC.**Machine Size:** TRACTOR**Description:**

Interfaces with Massey Ferguson DL95 to allow the use of skid steer attachments (shipped less pins) Max. Cap. 1,200 lbs.

Attachment Size:**835190 (#IS0943-023-02)****Call 770-908-9439 or check website for Price****Manufacturer:** WORKSAVER INC.**Machine Size:** TRACTOR**Description:**

Interfaces with loaders used on Versatile 160, 256, 276 & Ford 9030 Bidirectional to allow the use of skid steer attachments

Attachment Size:**ADAPTER BRACKETS McCORMICK/KIOTI****835120 (#IS0936-023-02)****Call 770-908-9439 or check website for Price****Manufacturer:** WORKSAVER INC.**Machine Size:** TRACTOR**Description:**

Interfaces with Kioti SL2430.50 with single center lift cylinder, allows use of skid steer attachments (shipped less pins)


Attachment Size:**835140 (#IS0935-023-02)****Call 770-908-9439 or check website for Price****Manufacturer:** WORKSAVER INC.**Machine Size:** TRACTOR**Description:**

Interfaces w/ McCormick 125C, Branson SL100, Kioti KL2535.50, LS LL2101 allowing use of skid steer attachments, includes 25mmx127mm greaseable pins

Attachment Size:**ADAPTER BRACKETS MINI SKID STEER****812445 (#IS0948-023-02)****Call 770-908-9439 or check website for Price****Manufacturer:** WORKSAVER INC.**Machine Size:** MINI**Description:**

Trailer mover designed for Mini skid steer with 2" receiver tube

Attachment Size:

835010 (#IS0941-023-02)**Manufacturer:** WORKSAVER INC.**Machine Size:** MINI**Description:** Designed for mini skid steer / compact tool carrier to allow them to use standard "universal" skid steer attachments**Call 770-908-9439 or check website for Price****Attachment Size:****NTW1001009 (#IS0901-023-02)****Manufacturer:** WORKSAVER INC.**Machine Size:** MINI**Description:** Weld-on plate to weld to existing attachments to convert it to Mini Universal mount interface to use on Toro-Dingo, Boxer, Ramrod and others**Call 770-908-9439 or check website for Price****Attachment Size:****ADAPTER BRACKETS NEW HOLLAND/CASE IH****832820 (#IS0922-023-02)****Manufacturer:** WORKSAVER INC.**Machine Size:** TRACTOR**Description:** Interfaces w/ IH 2250 attaching system, allowing use of skid steer type attachments. (shipped less pins) Max Cap 3,525 lbs.**Call 770-908-9439 or check website for Price****Attachment Size:****832830 (#IS0919-023-02)****Manufacturer:** WORKSAVER INC.**Machine Size:** TRACTOR**Description:** Interfaces w/NH 7308 /7108 & Case IH L130 attaching system, allowing use of skid steer type attachments. (shipped less pins)**Call 770-908-9439 or check website for Price****Attachment Size:****832885 (#IS0920-023-02)****Manufacturer:** WORKSAVER INC.**Machine Size:** TRACTOR**Description:** Interfaces w/NH 2109,7109,7209,7210,7309,73107410 loaders attaching system allowing the use of skid steer type attachments. (shipped less pins) Max Cap 3525 lbs.**Call 770-908-9439 or check website for Price****Attachment Size:****832890 (#IS0921-023-02)****Manufacturer:** WORKSAVER INC.**Machine Size:** TRACTOR**Description:** Interfaces w/NH 14LA,15LA,16LA,17LA,18LA and Case-IH L160, LX114, LX116, LX118 loaders. Allows use of skid steer type attachments (shipped less pins) Max Cap 3525 lbs.**Call 770-908-9439 or check website for Price****Attachment Size:****835195 (#IS0947-023-02)****Manufacturer:** WORKSAVER INC.**Machine Size:** TRACTOR**Description:** Interfaces with loaders used on Versatile 160, 256, 276 & Ford 9030 Bidirectional to allow the use of Euro / Global attachments**Call 770-908-9439 or check website for Price****Attachment Size:****835250 (#IS0942-023-02)****Manufacturer:** WORKSAVER INC.**Machine Size:** TRACTOR**Description:** Interfaces with NH 82LB, 84LB, 7614 on TV140, TV145, TV6070 to allow use of skid steer attachments**Call 770-908-9439 or check website for Price****Attachment Size:****835255 (#IS0946-023-02)****Manufacturer:** WORKSAVER INC.**Machine Size:** TRACTOR**Description:** Interfaces with NH 82LB, 84LB, 7614 on TV140, TV145, TV6070 to allow use of Euro / Global attachments**Call 770-908-9439 or check website for Price****Attachment Size:****ADAPTER BRACKETS SSL TO 3PT**

835095 (#IS0939-023-02)**Manufacturer** WORKSAVER INC.**Machine Size:** TRACTOR**Description:** "Universal: skid steer to Cat. I quick hitch, allows the use of Cat. I non-PTO powered implements on a skid steer**Call 770-908-9439 or check website for Price****Attachment Size:****835100 (#IS0940-023-02)****Manufacturer** WORKSAVER INC.**Machine Size:** TRACTOR**Description:** "Universal: skid steer to Cat. II quick hitch, allows the use of Cat. II non-PTO powered implements on a skid steer**Call 770-908-9439 or check website for Price****Attachment Size:****MAA-UQA3PTH (#IS3930-023-50)****Manufacturer** MARTATCH**Machine Size:** SSL**Description:** The Skid Steer Style 3 Point Attachment Plate provides an easy three-point attachment to Category 3 Implements.**Call 770-908-9439 or check website for Price****Attachment Size:****ADAPTER BRACKETS UNIVERSAL TO SSL****832655 (#IS0925-023-02)****Manufacturer** WORKSAVER INC.**Machine Size:** TRACTOR**Description:** Convert compact pin-on loader to accept skid steer type attachments. Requires pin-on brackets see page 16. Max Cap 3,000 lbs. **MUST SPECIFY MOUNT****Call 770-908-9439 or check website for Price****Attachment Size:****832660/830345 (#IS0924-023-02)****Manufacturer** WORKSAVER INC.**Machine Size:** TRACTOR**Description:** Convert Standard tractor loaders to accept skid steer attachments, paired with 830345 pin-on brackets with 1" pins Max Cap 3,000 lbs.**Call 770-908-9439 or check website for Price****Attachment Size:****ADAPTER BRACKETS WELD ON PLATES****832540 (#IS0895-023-02)****Manufacturer** WORKSAVER INC.**Machine Size:** TRACTOR**Description:** Weld-on plate to convert existing attachments to "universal" skid steer attaching system**Call 770-908-9439 or check website for Price****Attachment Size:****832625 (#IS0897-023-02)****Manufacturer** WORKSAVER INC.**Machine Size:** TRACTOR**Description:** Euro/Global Heavy-duty weld-on plate of 5/16" material. Converts attachment to Euro/Global interface**Call 770-908-9439 or check website for Price****Attachment Size:****832630 (#IS0898-023-02)****Manufacturer** WORKSAVER INC.**Machine Size:** TRACTOR**Description:** Euro/Global Weld-on Kit provides left/right hand brackets to convert attachments to Euro/Global mount interface**Call 770-908-9439 or check website for Price****Attachment Size:****832790 (#IS0896-023-02)****Manufacturer** WORKSAVER INC.**Machine Size:** TRACTOR**Description:** HD-Weld-on Skid Steer Plate of 3/8" material converts existing attachments to "universal" skid steer attaching system**Call 770-908-9439 or check website for Price****Attachment Size:****ADAPTER BRACKETS WESTENDORF**

835240 (#IS0923-023-02)

**Manufacturer:** WORKSAVER INC.**Machine Size:** TRACTOR**Description:** Interfaces w/ Westendorf TA-20 series to skid steer. Center to center loader arm distance of 39 inches

Call 770-908-9439 or check website for Price

Attachment Size:**ADAPTER EXCAVATOR TO SKID STEER**

1EXSSADPT (#IS4134-000-69)

**Manufacturer:** CONSTRUCTION ATTACHMENTS**Machine Size:** MAX CARRIER WEIGHT 20,000 LBS**Description:** EXCAVATOR TO SKID STEER UNIVERSAL ADAPTER - THE HOOK UP•SS Adapter for Excavators QC Mount**MUST SPECIFY MOUNT**

Call 770-908-9439 or check website for Price

Attachment Size:

1EXSSADPTPO (#IS4135-000-69)

**Manufacturer:** CONSTRUCTION ATTACHMENTS**Machine Size:** MAX CARRIER WEIGHT 20,000 LBS**Description:** EXCAVATOR TO SKID STEER UNIVERSAL ADAPTER - THE HOOK UP•SS Adapter for Excavators Pin-on Mount with Pins & Locking Collars**MUST SPECIFY MOUNT**

Call 770-908-9439 or check website for Price

Attachment Size:

XQS10/D000010 (#IS2825-023-17)

**Manufacturer:** BAUMALIGHT**Machine Size:** 22000LBS MAX**Description:** EXCAVATOR TO SKIDSTEER QUICK ATTACH****MUST SPECIFY MOUNT****

Call 770-908-9439 or check website for Price

Attachment Size:

XQS20/D000015 (#IS2826-023-17)

**Manufacturer:** BAUMALIGHT**Machine Size:** 44000LBS MAX**Description:** EXCAVATOR TO SKIDSTEER QUICK ATTACH****MUST SPECIFY MOUNT****

Call 770-908-9439 or check website for Price

Attachment Size:**AERATOR CORE 3PT**

CA160 (#IS4614-023-33)

**Manufacturer:** OGDEN METALWORKS, INC.**Machine Size:** TRACTOR**Description:** Three point hitch SPIKE aerator. 54" working width

Call 770-908-9439 or check website for Price

Attachment Size: 54" WORKING WIDTH

CA160B (#IS1549-023-33)

**Manufacturer:** OGDEN METALWORKS, INC.**Machine Size:** TRACTOR**Description:** Three point hitch core aerator. 54" working width

Call 770-908-9439 or check website for Price

Attachment Size: 54" WORKING WIDTH

CA172 (#IS4615-023-33)

**Manufacturer:** OGDEN METALWORKS, INC.**Machine Size:** TRACTOR**Description:** Three point hitch SPIKE aerator. 66" working width

Call 770-908-9439 or check website for Price

Attachment Size: 66" WORKING WIDTH

CA172B (#IS1548-023-33)

**Manufacturer:** OGDEN METALWORKS, INC.**Machine Size:** TRACTOR**Description:** Three point hitch core aerator. 66" working width

Call 770-908-9439 or check website for Price

Attachment Size: 66" WORKING WIDTH**ASPHALT CUTTER BACKHOE**

440-0100 (#IS3743-025-57)



Manufacturer: ARROW
Machine Size: SSL
Description: ASPHALT CUTTER BUCKET MOUNTED

Call 770-908-9439 or check website for Price

Attachment Size: 19" WHEEL DIAMETER

MERGEPRO915 (#IS4708-000-14)



Manufacturer: ANDERSON
Machine Size:
Description: ANDERSON MERGE PRO915

Call 770-908-9439 or check website for Price

Attachment Size: 30' SWATH

ASPHALT CUTTER SKID STEER

440-0100 (#IS3741-025-57)



Manufacturer: ARROW
Machine Size: SSL
Description: ASPHALT CUTTER BUCKET MOUNTED

Call 770-908-9439 or check website for Price

Attachment Size: 19" WHEEL DIAMETER

440-1489 (#IS3742-025-57)



Manufacturer: ARROW
Machine Size: SSL
Description: ASPHALT CUTTER UNIVERSAL MOUNTED

Call 770-908-9439 or check website for Price

Attachment Size: 19" WHEEL DIAMETER

ASPHALT CUTTER TELEHANDLER

440-0100 (#IS3745-025-57)



Manufacturer: ARROW
Machine Size: SSL
Description: ASPHALT CUTTER BUCKET MOUNTED

Call 770-908-9439 or check website for Price

Attachment Size: 19" WHEEL DIAMETER

AUGER ADAPTERS

23137 (#IS4519-025-34)




Manufacturer: PALADIN
Machine Size: SSL
Description: AUGER EXTENSIONS VARIABLE LENGTH EXTENSION **EXTENSION INCREMENTS ARE EVERY 12"
</div><div>AUGER EXTENSIONS</div><div>• Extension increments are every 6" on 12" through 24" extensions</div><div>• Extension increments are every 12" on 48" 72" extensions</div><div>• Variable length extensions are available with 2" round, 2.5625" round, 2" hexagon, 2.5 hexagon, or 2.5625" hexagon collars</div>

Call 770-908-9439 or check website for Price

Attachment Size: 72" WORKING DEPTH

D001310 (#IS3819-023-17)



Manufacturer: BAUMALIGHT
Machine Size: SSL
Description: 2" Hex FM to 2-9/16" Round Male WEIGHT 17LBS

Call 770-908-9439 or check website for Price

Attachment Size:

D001318 (#IS3820-023-17)




Manufacturer: BAUMALIGHT
Machine Size: SSL
Description: 2-9/16" Round FM to 2" Hex Male Adapter - WEIGHT 17LBS

Call 770-908-9439 or check website for Price

Attachment Size:

AUGER AG DOUBLE-FLIGHT

706009 (#IS2593-023-02)




Manufacturer: WORKSAVER INC.
Machine Size: 3PT
Description: 9" HD Double Flight Auger with teeth. 42 Inch Long Augers 2" O.D. round output shafts

Call 770-908-9439 or check website for Price

Attachment Size: 9" x 42" AUGER 2" ROUND

706012 (#IS2594-023-02)




Manufacturer: WORKSAVER INC.
Machine Size: 3PT
Description: 12" HD Double Flight Auger with teeth. 42 Inch Long Augers 2" O.D. round output shafts

Call 770-908-9439 or check website for Price

Attachment Size: 12" x 42" AUGER 2" ROUND

706037 (#IS2596-023-02)




Manufacturer: WORKSAVER INC.
Machine Size: 3PT
Description: 14" HD Double Flight Auger with teeth. 42 Inch Long Augers 2" O.D. round output shafts

Call 770-908-9439 or check website for Price

Attachment Size: 14" X 42" AUGER 2" ROUND

706070 (#IS2597-023-02)



Manufacturer: WORKSAVER INC.
Machine Size: 3PT
Description: 18" HD Double Flight Auger with teeth. 42 Inch Long Augers 2" O.D. round output shafts

Call 770-908-9439 or check website for Price

Attachment Size: 18" x 42" AUGER 2" ROUND

706075 (#IS2598-023-02)




Manufacturer: WORKSAVER INC.
Machine Size: 3PT
Description: 24" HD Double Flight Auger with teeth. 42 Inch Long Augers 2" O.D. round output shafts

Call 770-908-9439 or check website for Price

Attachment Size: 24" x 42" AUGER 2" ROUND

706155 (#IS2592-023-02)



Manufacturer: WORKSAVER INC.
Machine Size: 3PT
Description: 6" HD Double Flight Auger with teeth. 42 Inch Long Augers 2" O.D. round output shafts

Call 770-908-9439 or check website for Price

Attachment Size: 6" x 42" AUGER 2" ROUND

709045 (#IS2599-023-02)




Manufacturer: WORKSAVER INC.
Machine Size: 3PT
Description: 30" HD Double Flight Auger with teeth. 42 Inch Long Augers 2" O.D. round output shafts

Call 770-908-9439 or check website for Price

Attachment Size: 30" x 42" AUGER 2" ROUND

SA-304-ACD (#IS1064-023-45)



Manufacturer: SHAVER
Machine Size: 3PT
Description: 4" X 42" Double-Flight Auger. 2" ROUND

Call 770-908-9439 or check website for Price

Attachment Size: 4" x 42" AUGER 2" ROUND

SA-309-ACD (#IS1070-023-45)




Manufacturer: SHAVER
Machine Size: 3PT
Description: 9"X 42" Double-Flight Auger 2" ROUND

Call 770-908-9439 or check website for Price

Attachment Size: 9"X 42" AUGER 2" ROUND

SA-312-ACD (#IS1073-023-45)




Manufacturer: SHAVER
Machine Size: 3PT
Description: 12"x 42" Double-Flight Auger. 2" ROUND

Call 770-908-9439 or check website for Price

Attachment Size: 12"x 42" AUGER 2" ROUND

SA-314-ACD (#IS1076-023-45)




Manufacturer: SHAVER
Machine Size: 3PT
Description: 14"x 42" Double-Flight Auger. 2" ROUND

Call 770-908-9439 or check website for Price

Attachment Size: 14"x 42" AUGER 2" ROUND

SA-618-ACD (#IS1080-023-45)




Manufacturer: SHAVER
Machine Size: 3PT
Description: 18" x 42" Double-Flight Auger. 2" ROUND

Call 770-908-9439 or check website for Price

Attachment Size: 18"x 42" AUGER 2" ROUND

SA-624-ACD (#IS1082-023-45)




Manufacturer: SHAVER
Machine Size: 3PT
Description: 24" x 42" Double-Flight Auger. 2" ROUND

Call 770-908-9439 or check website for Price

Attachment Size: 24" DOUBLE FLIGHT AUGER

AUGER AG SINGLE-FLIGHT

170585 (#IS2589-023-02)




Manufacturer: WORKSAVER INC.
Machine Size: 3PT
Description: 6" Std. Duty Single Flight Auger with teeth 42 Inch Long Augers 2" O.D. round output shafts

Call 770-908-9439 or check website for Price

Attachment Size: 6" x 42" AUGER 2" ROUND

170710 (#IS2590-023-02)



Manufacturer: WORKSAVER INC.
Machine Size: 3PT
Description: 9" Std. Duty Single Flight Auger with teeth 42 Inch Long Augers 2" O.D. round output shafts

Call 770-908-9439 or check website for Price

Attachment Size: 9" x 42" AUGER 2" ROUND

170720 (#IS2591-023-02)



Manufacturer: WORKSAVER INC.
Machine Size: 3PT
Description: 12" Std. Duty Single Flight Auger with teeth 42 Inch Long Augers 2" O.D. round output shafts

Call 770-908-9439 or check website for Price

Attachment Size: 12" x 42" AUGER 2" ROUND

AUGER BITS 2" HEX MINI SKID STEER

236011 (#IS2193-025-34)



Manufacturer: PALADIN
Machine Size: MINI
Description: 6" x 3' (4 teeth) HDF style auger 2" hex

Call 770-908-9439 or check website for Price

WEIGHT: 32LBS

Attachment Size: 6" AUGER 2" HEX

236012 (#IS2194-025-34)



Manufacturer: PALADIN
Machine Size: MINI
Description: 9" x 3' (4 teeth) HDF style auger 2" hex

Call 770-908-9439 or check website for Price

WEIGHT: 60LBS

Attachment Size: 9" AUGER 2" HEX

236013 (#IS2197-025-34)



Manufacturer: PALADIN
Machine Size: MINI
Description: 12" x 3' (6 teeth) HDF style auger 2" hex

Call 770-908-9439 or check website for Price

WEIGHT: 83LBS

Attachment Size: 12" AUGER 2" HEX

236014 (#IS2198-025-34)



Manufacturer: PALADIN
Machine Size: MINI
Description: 15" x 3' (6 teeth) HDF style auger 2" hex

Call 770-908-9439 or check website for Price

WEIGHT: 98LBS

Attachment Size: 15" AUGER 2" HEX

236015 (#IS2200-025-34)



Manufacturer: PALADIN
Machine Size: MINI
Description: 18" x 3' (6 teeth) HDF style auger 2" hex

Call 770-908-9439 or check website for Price

WEIGHT: 115LBS

Attachment Size: 18" AUGER 2" HEX

243160 (#IS2202-025-34)



Manufacturer: PALADIN
Machine Size: MINI
Description: 24" x 3' (10 teeth) HDF style auger 2" hex

Call 770-908-9439 or check website for Price

WEIGHT: 164LBS

Attachment Size: 24" AUGER 2" HEX

**Prices subject to change at anytime..call for most up-to-date pricing.

243161 (#IS2203-025-34)



Manufacturer: PALADIN
Machine Size: MINI
Description: 30" x 3' (12 teeth) HDF style auger 2" hex

Call 770-908-9439 or check website for Price

WEIGHT: 233LBS
Attachment Size: 30" AUGER 2" HEX

243162 (#IS2204-025-34)



Manufacturer: PALADIN
Machine Size: MINI
Description: 36" x 3' (12 teeth) HDF style auger 2" hex

Call 770-908-9439 or check website for Price

WEIGHT: 315LBS
Attachment Size: 36" AUGER 2" HEX

AUGER BITS 2.56" ROUND MINI SKID STEER

236016 (#IS2206-025-34)



Manufacturer: PALADIN
Machine Size: MINI
Description: 6" x 3' (2 teeth) HDF style auger 2.56" round

Call 770-908-9439 or check website for Price

WEIGHT: 32LBS
Attachment Size: 6" AUGER 2.56" ROUND

236017 (#IS2207-025-34)



Manufacturer: PALADIN
Machine Size: MINI
Description: 9" x 3' (2 teeth) HDF style auger 2.56" round

Call 770-908-9439 or check website for Price

WEIGHT: 60LBS
Attachment Size: 9" AUGER 2.56" ROUND

236019 (#IS2211-025-34)



Manufacturer: PALADIN
Machine Size: MINI
Description: 15" x 3' (5 teeth) HDF style auger 2.56" round

Call 770-908-9439 or check website for Price

WEIGHT: 98LBS
Attachment Size: 15" AUGER 2.56" ROUND

236020 (#IS2213-025-34)



Manufacturer: PALADIN
Machine Size: MINI
Description: 18" x 3' (6 teeth) HDF style auger 2.56" round

Call 770-908-9439 or check website for Price

WEIGHT: 115LBS
Attachment Size: 18" AUGER 2.56" ROUND

243163 (#IS2215-025-34)



Manufacturer: PALADIN
Machine Size: MINI
Description: 24" x 3' (8 teeth) HDF style auger 2.56" round

Call 770-908-9439 or check website for Price

WEIGHT: 164LBS
Attachment Size: 24" AUGER 2.56" ROUND

243164 (#IS2216-025-34)



Manufacturer: PALADIN
Machine Size: MINI
Description: 30" x 3' (9 teeth) HDF style auger 2.56" round

Call 770-908-9439 or check website for Price

WEIGHT: 233LBS
Attachment Size: 30" AUGER 2.56" ROUND

243165 (#IS2217-025-34)



Manufacturer: PALADIN
Machine Size: MINI
Description: 36" x 3' (11 teeth) HDF style auger 2.56" round

Call 770-908-9439 or check website for Price

WEIGHT: 315LBS
Attachment Size: 36" AUGER 2.56" ROUND

243194 (#IS2210-025-34)



Manufacturer: PALADIN
Machine Size: MINI
Description: 12" x 3' (4 teeth) HDF style auger 2.56" round

Call 770-908-9439 or check website for Price

WEIGHT: 83LBS
Attachment Size: 12" AUGER 2.56" ROUND

AUGER BITS DIRT 2" HEX

PNG104152 (#IS3305-025-34)



Manufacturer: PALADIN
Machine Size: SSL/EXCAVATOR
Description: 6" X 4' X 2" HEX AUGER

Call 770-908-9439 or check website for Price

WEIGHT: 42LBS
Attachment Size: 6" X 4' X 2" HEX

PNG104153 (#IS3306-025-34)



Manufacturer: PALADIN
Machine Size: SSL/EXCAVATOR
Description: 9" X 4' X 2" HEX AUGER

Call 770-908-9439 or check website for Price

WEIGHT: 86LBS
Attachment Size: 9" X 4' X 2" HEX

PNG104154 (#IS3307-025-34)



Manufacturer: PALADIN
Machine Size: SSL/EXCAVATOR
Description: 12" X 4' X 2" HEX AUGER

Call 770-908-9439 or check website for Price

WEIGHT: 120LBS
Attachment Size: 12" X 4' X 2" HEX

PNG104156 (#IS3308-025-34)



Manufacturer: PALADIN
Machine Size: SSL/EXCAVATOR
Description: 18" X 4' X 2" HEX AUGER

Call 770-908-9439 or check website for Price

WEIGHT: 160LBS
Attachment Size: 18" X 4' X 2" HEX

PNG104157 (#IS3309-025-34)



Manufacturer: PALADIN
Machine Size: SSL/EXCAVATOR
Description: 24" X 4' X 2" HEX AUGER

Call 770-908-9439 or check website for Price

WEIGHT: 278LBS
Attachment Size: 24" X 4' X 2" HEX

PNG104158 (#IS3310-025-34)



Manufacturer: PALADIN
Machine Size: SSL/EXCAVATOR
Description: 30" X 4' X 2" HEX AUGER

Call 770-908-9439 or check website for Price

WEIGHT: 325LBS
Attachment Size: 30" X 4' X 2" HEX

PNG104159 (#IS3311-025-34)



Manufacturer: PALADIN
Machine Size: SSL/EXCAVATOR
Description: 36" X 4' X 2" HEX AUGER

Call 770-908-9439 or check website for Price

WEIGHT: 443LBS
Attachment Size: 36" X 4' X 2" HEX

PNG104152 (#IS2359-025-34)



Manufacturer: PALADIN
Machine Size: SSL/EXCAVATOR
Description: 6" X 4' X 2" HEX AUGER

Call 770-908-9439 or check website for Price

WEIGHT: 42LBS
Attachment Size: 6" X 4' X 2" HEX

PNG104153 (#IS2360-025-34)



Manufacturer: PALADIN
Machine Size: SSL/EXCAVATOR
Description: 9" X 4' X 2" HEX AUGER

Call 770-908-9439 or check website for Price

WEIGHT: 86LBS
Attachment Size: 9" X 4' X 2" HEX

PNG104154 (#IS2361-025-34)



Manufacturer: PALADIN
Machine Size: SSL/EXCAVATOR
Description: 12" X 4' X 2" HEX AUGER

Call 770-908-9439 or check website for Price

WEIGHT: 120LBS
Attachment Size: 12" X 4' X 2" HEX

PNG104156 (#IS2362-025-34)



Manufacturer: PALADIN
Machine Size: SSL/EXCAVATOR
Description: 18" X 4' X 2" HEX AUGER

Call 770-908-9439 or check website for Price

WEIGHT: 160LBS
Attachment Size: 18" X 4' X 2" HEX

PNG104157 (#IS2363-025-34)



Manufacturer: PALADIN
Machine Size: SSL/EXCAVATOR
Description: 24" X 4' X 2" HEX AUGER

Call 770-908-9439 or check website for Price

WEIGHT: 278LBS
Attachment Size: 24" X 4' X 2" HEX

PNG104158 (#IS2364-025-34)



Manufacturer: PALADIN
Machine Size: SSL/EXCAVATOR
Description: 30" X 4' X 2" HEX AUGER

Call 770-908-9439 or check website for Price

WEIGHT: 325LBS
Attachment Size: 30" X 4' X 2" HEX

PNG104159 (#IS2365-025-34)



Manufacturer: PALADIN
Machine Size: SSL/EXCAVATOR
Description: 36" X 4' X 2" HEX AUGER

Call 770-908-9439 or check website for Price

WEIGHT: 443LBS
Attachment Size: 36" X 4' X 2" HEX

AUGER BITS DIRT 2.56" ROUND

104175 (#IS1914-025-34)



Manufacturer: PALADIN
Machine Size: SSL/EXCAVATOR
Description: 36" X 4' 2.56" ROUND AUGER

Call 770-908-9439 or check website for Price

WEIGHT: 443LBS
Attachment Size: 36" AUGER 2.56" ROUND

PNG104168 (#IS1907-025-34)



Manufacturer: PALADIN
Machine Size: SSL/EXCAVATOR
Description: 6" X 4' 2.56" ROUND AUGER

Call 770-908-9439 or check website for Price

WEIGHT: 42LBS
Attachment Size: 6" AUGER 2.56" ROUND

PNG104169 (#IS1909-025-34)



Manufacturer: PALADIN
Machine Size: SSL/EXCAVATOR
Description: 9" X 4' 2.56" ROUND AUGER

Call 770-908-9439 or check website for Price

WEIGHT: 86LBS
Attachment Size: 9" AUGER 2.56" ROUND

PNG104170 (#IS1910-025-34)



Manufacturer: PALADIN
Machine Size: SSL/EXCAVATOR
Description: 12" X 4' 2.56" ROUND AUGER

Call 770-908-9439 or check website for Price

WEIGHT: 120LBS
Attachment Size: 12" AUGER 2.56" ROUND

PNG104172 (#IS1911-025-34)



Manufacturer: PALADIN
Machine Size: SSL/EXCAVATOR
Description: 18" X 4' 2.56" ROUND AUGER

Call 770-908-9439 or check website for Price

WEIGHT: 160LBS
Attachment Size: 18" AUGER 2.56" ROUND

PNG104173 (#IS1912-025-34)



Manufacturer: PALADIN
Machine Size: SSL/EXCAVATOR
Description: 24" X 4' 2.56" ROUND AUGER

Call 770-908-9439 or check website for Price

WEIGHT: 278LBS
Attachment Size: 24" AUGER 2.56" ROUND

PNG104174 (#IS1913-025-34)



Manufacturer: PALADIN
Machine Size: SSL/EXCAVATOR
Description: 30" X 4' 2.56" ROUND AUGER

Call 770-908-9439 or check website for Price

WEIGHT: 325LBS
Attachment Size: 30" AUGER 2.56" ROUND

AUGER BITS ROCK 2" HEX

137950 (#IS1944-025-34)




Manufacturer: PALADIN
Machine Size: SSL/EXCAVATOR
Description: 6" ROCK AUGER

Call 770-908-9439 or check website for Price

WEIGHT: 82LBS
Attachment Size: 6" x 48" SRR Rock Auger 2" hex

137951 (#IS1945-025-34)




Manufacturer: PALADIN
Machine Size: SSL/EXCAVATOR
Description: 9" ROCK AUGER

Call 770-908-9439 or check website for Price

WEIGHT: 110LBS
Attachment Size: 9" x 48" SRR Rock Auger 2" hex

137952 (#IS1946-025-34)




Manufacturer: PALADIN
Machine Size: SSL/EXCAVATOR
Description: 12" ROCK AUGER

Call 770-908-9439 or check website for Price

WEIGHT: 137LBS
Attachment Size: 12" x 48" SRR Rock Auger 2" hex

137953 (#IS1947-025-34)



Manufacturer: PALADIN
Machine Size: SSL/EXCAVATOR
Description: 16" ROCK AUGER

Call 770-908-9439 or check website for Price

WEIGHT: 165LBS
Attachment Size: 16" x 48" SRR Rock Auger 2" hex

137954 (#IS1948-025-34)



Manufacturer: PALADIN
Machine Size: SSL/EXCAVATOR
Description: 18" ROCK AUGER

Call 770-908-9439 or check website for Price

WEIGHT: 192LBS
Attachment Size: 18" x 48" SRR Rock Auger 2" hex

137956 (#IS1950-025-34)



Manufacturer: PALADIN
Machine Size: SSL/EXCAVATOR
Description: 24" ROCK AUGER

Call 770-908-9439 or check website for Price

WEIGHT: 315LBS
Attachment Size: 24" x 48" SRR Rock Auger 2" hex

137957 (#IS1951-025-34)



Manufacturer: PALADIN
Machine Size: SSL/EXCAVATOR
Description: 30" ROCK AUGER

Call 770-908-9439 or check website for Price

WEIGHT: 414LBS
Attachment Size: 30" x 48" SRR Rock Auger 2" hex

137958 (#IS1952-025-34)



Manufacturer: PALADIN
Machine Size: SSL/EXCAVATOR
Description: 36" ROCK AUGER

Call 770-908-9439 or check website for Price

WEIGHT: 525LBS
Attachment Size: 36" x 48" SRR Rock Auger 2" hex

AUGER DRIVE 2" HEX EXCAVATOR

CATERPILLAR

23540/109230 (#IS2416-025-34)



Manufacturer: PALADIN
Machine Size: CATERPILLAR 307/308 PIN GRABBER
Description: X1975D 2" HEX - WITH CRADLE- NO HOSES SUPPLIED

Call 770-908-9439 or check website for Price

CAT: 307/308
Attachment Size: MAX AUGER 36"

23540/117789 (#IS2419-025-34)



Manufacturer: PALADIN
Machine Size: CATERPILLAR 305/305.5 PIN GRABBER
Description: X1975D 2" HEX - WITH CRADLE- NO HOSES SUPPLIED

Call 770-908-9439 or check website for Price

CAT: 305/305.5
Attachment Size: MAX AUGER 36"

**Prices subject to change at anytime..call for most up-to-date pricing.

JOHN DEERE**23537/19296 (#IS2415-025-34)**

Manufacturer PALADIN
Machine Size: JOHN DEERE 50G/60G WEDGE MOUNT
Description: X1475D 2" HEX - WITH CRADLE- NO HOSES SUPPLIED

Call 770-908-9439 or check website for Price

JOHN DEERE 50/60G
Attachment Size: MAX AUGER 30"

23537/24008 (#IS2421-025-34)

Manufacturer PALADIN
Machine Size: JOHN DEERE 27G/35G WEDGE MOUNT
Description: X1475D 2" HEX - NO CRADLE- NO HOSES SUPPLIED

Call 770-908-9439 or check website for Price

JOHN DEERE 27G/35G
Attachment Size: MAX AUGER 30"

23540/24008 (#IS2420-025-34)

Manufacturer PALADIN
Machine Size: JOHN DEERE 27G/35G WEDGE MOUNT
Description: X1975D 2" HEX - NO CRADLE- NO HOSES SUPPLIED

Call 770-908-9439 or check website for Price

JOHN DEERE 27G/35G
Attachment Size: MAX AUGER 36"

KUBOTA**23537/113464 (#IS2413-025-34)**

Manufacturer PALADIN
Machine Size: KUBOTA KX080 WEDGE MOUNT
Description: X1475D 2" HEX - WITH CRADLE- NO HOSES SUPPLIED

Call 770-908-9439 or check website for Price

KUBOTA KX080
Attachment Size: MAX AUGER 30"

23537/116003 (#IS2414-025-34)

Manufacturer PALADIN
Machine Size: KUBOTA KX057/U55 WEDGE MOUNT
Description: X1475D 2" HEX - WITH CRADLE- NO HOSES SUPPLIED

Call 770-908-9439 or check website for Price

KUBOTA KX057/U55
Attachment Size: MAX AUGER 30"

23537/123588 (#IS2729-025-34)

Manufacturer PALADIN
Machine Size: KUBOTA U15/U17/KX018/KX41 PIN GRABBER
Description: X1475D 2" HEX - WITH CRADLE- NO HOSES SUPPLIED

Call 770-908-9439 or check website for Price

KUBOTA U15-KX41
Attachment Size: MAX AUGER 30"

23537/24749 (#IS2733-025-34)

Manufacturer PALADIN
Machine Size: KUBOTA U15/U17/KX018/KX41 WEDGE MOUNT
Description: X1475D 2" HEX - WEDGE MOUNT- NO HOSES SUPPLIED

Call 770-908-9439 or check website for Price

KUBOTA U15-KX41
Attachment Size: MAX AUGER 30"

23540/113464 (#IS2417-025-34)

Manufacturer PALADIN
Machine Size: KUBOTA KX080 WEDGE MOUNT
Description: X1975D 2" HEX - WITH CRADLE- NO HOSES SUPPLIED

Call 770-908-9439 or check website for Price

KUBOTA KX080
Attachment Size: MAX AUGER 36"

23540/116003 (#IS2418-025-34)

Manufacturer PALADIN
Machine Size: KUBOTA KX057/U55 WEDGE MOUNT
Description: X1975D 2" HEX - WITH CRADLE- NO HOSES SUPPLIED

Call 770-908-9439 or check website for Price

KUBOTA KX057/U55
Attachment Size: MAX AUGER 36"

23540/24282 (#IS2728-025-34)

Manufacturer PALADIN
Machine Size: KUBOTA KX040-4 WEDGE MOUNT
Description: X1975D 2" HEX - NO CRADLE- NO HOSES SUPPLIED

Call 770-908-9439 or check website for Price

KUBOTA KX040-4
Attachment Size: MAX AUGER 36"

TAKEUCHI

23540/123195 (#IS2732-025-34)



Manufacturer: PALADIN
Machine Size: TAKEUCHI TB290/TB280 PIN GRABBER
Description: X1975D 2" HEX - WITH CRADLE- NO HOSES SUPPLIED

Call 770-908-9439 or check website for Price

TAKEUCHI TB290/TB280
Attachment Size: MAX AUGER 36"

VOLVO

23537/23745 (#IS2731-025-34)



Manufacturer: PALADIN
Machine Size: VOLVO EC55 PIN GRABBER
Description: X1475D 2" HEX - WITH CRADLE- NO HOSES SUPPLIED

Call 770-908-9439 or check website for Price

VOLVO EC55
Attachment Size: MAX AUGER 30"

YANMAR

23537/125488 (#IS2730-025-34)



Manufacturer: PALADIN
Machine Size: YANMAR VIO45/55/40/50 PIN GRABBER
Description: X1475D 2" HEX - WITH CRADLE- NO HOSES SUPPLIED

Call 770-908-9439 or check website for Price

YANMAR VIO45-50
Attachment Size: MAX AUGER 30"

AUGER DRIVE 2" HEX TRACTOR

124720/23894 (#IS2831-025-34)



Manufacturer: PALADIN
Machine Size: JOHN DEERE 400/500 SERIS QA
Description: X975D 2.00" hex max dia 24"/ hyd flow 6-15 GPM

Call 770-908-9439 or check website for Price

JOHN DEERE 400/500 SERIS QA
Attachment Size: 24" MAX AUGER

124804 (#IS3740-025-34)



Manufacturer: PALADIN
Machine Size: SSL 6GPM-15GPM
Description: X975D 2" HEX Skid-Steer assembly 6-15 GPM**PLUG AND PLAY**2" HEX

Call 770-908-9439 or check website for Price

GPM 10-25
Attachment Size: 24" MAX AUGER

124806 (#IS2431-025-34)



Manufacturer: PALADIN
Machine Size: SSL 10GPM-25GPM
Description: X1475D 2" HEX Skid-Steer assembly 10-25 GPM**PLUG AND PLAY**2" HEX

Call 770-908-9439 or check website for Price

GPM 10-25
Attachment Size: 30" MAX AUGER

23537/101733 (#IS2833-025-34)



Manufacturer: PALADIN
Machine Size: JOHN DEERE 600/700 SERIS QA
Description: X1475D 2.00" hex max dia 30"/ hyd flow 10-25 GPM***JOHN DEERE 600/700 SERIS QA

Call 770-908-9439 or check website for Price

JOHN DEERE 600/700 SERIS QA
Attachment Size: 30" MAX AUGER

AUGER DRIVE 2" ROUND

702120 (#IS3830-023-02)



Manufacturer: WORKSAVER INC.
Machine Size: SSL
Description: Increase your reach over shrubs, fence lines and other obstructions with a skid steer mounted 914HC hydraulically driven digger. It's a great time saver with exceptional up-front visibility and control. Frame design incorporates a gearbox cradle to eliminate auger swing during transport. Choose from 6" to 14" diameter augers. Counter weights assures the digger maintains its vertical position. Note: These diggers will also fit on tractor loaders equipped with the "universal" skid steer attaching system. Models are also available for tractor loaders with the Euro/Global bucket quick attach system.

Call 770-908-9439 or check website for Price

WEIGHT 208LBS
Attachment Size:

**Prices subject to change at anytime..call for most up-to-date pricing.

702135 (#IS4591-023-02)



Manufacturer: WORKSAVER INC.
Machine Size: TRACTOR EURO GLOBAL MOUNTS
Description: 924HC/Euro

Call 770-908-9439 or check website for Price

WEIGHT: 220 LBS
Attachment Size:

AUGER DRIVE 2.56" ROUND EXCAVATOR

23538/117789/21670 (#IS4599-025-34)



Manufacturer: PALADIN
Machine Size: CAT 306 PIN ON
Description: X1475D 2.56" Round - WITH CRADLE- NO HOSES SUPPLIED

Call 770-908-9439 or check website for Price

CAT: 306
Attachment Size: MAX AUGER 30"

CATERPILLAR

23540/109230 (#IS2028-025-34)



Manufacturer: PALADIN
Machine Size: CATERPILLAR 307/308 PIN GRABBER
Description: X1975D 2.56" Round - WITH CRADLE- NO HOSES SUPPLIED

Call 770-908-9439 or check website for Price

CAT: 307/308
Attachment Size: MAX AUGER 36"

23540/117789 (#IS2027-025-34)



Manufacturer: PALADIN
Machine Size: CATERPILLAR 305/305.5 PIN GRABBER
Description: X1975D 2.56" Round - WITH CRADLE- NO HOSES SUPPLIED

Call 770-908-9439 or check website for Price

CAT: 305/305.5
Attachment Size: MAX AUGER 36"

JOHN DEERE

23538/19296 (#IS1954-025-34)



Manufacturer: PALADIN
Machine Size: JOHN DEERE 50G/60G WEDGE MOUNT
Description: X1475D 2.56" Round - WITH CRADLE- NO HOSES SUPPLIED

Call 770-908-9439 or check website for Price

JOHN DEERE: 50/60G
Attachment Size: MAX AUGER 30"

23538/24008 (#IS2029-025-34)



Manufacturer: PALADIN
Machine Size: JOHN DEERE 27G/35G WEDGE MOUNT
Description: X1475D 2.56" Round - NO CRADLE- NO HOSES SUPPLIED

Call 770-908-9439 or check website for Price

JOHN DEERE: 27G/35G
Attachment Size: MAX AUGER 30"

23540/24008 (#IS2411-025-34)



Manufacturer: PALADIN
Machine Size: JOHN DEERE 27G/35G WEDGE MOUNT
Description: X1975D 2.56" Round - NO CRADLE- NO HOSES SUPPLIED

Call 770-908-9439 or check website for Price

JOHN DEERE: 35G
Attachment Size: MAX AUGER 36"

KUBOTA

23538/113464/21670 (#IS2422-025-34)



Manufacturer: PALADIN
Machine Size: KUBOTA KX080 WEDGE MOUNT
Description: X1475D 2.56" Round - WITH CRADLE- NO HOSES SUPPLIED

Call 770-908-9439 or check website for Price

KUBOTA: KX080
Attachment Size: MAX AUGER 30"

23538/116003 (#IS2387-025-34)



Manufacturer: PALADIN
Machine Size: KUBOTA 057/U55 WEDGE MOUNT
Description: X1475D 2.56" Round - NO CRADLE- NO HOSES SUPPLIED

Call 770-908-9439 or check website for Price

KUBOTA: KX057/U55
Attachment Size: MAX AUGER 30"

23540/113464 (#IS2026-025-34)



Manufacturer: PALADIN
Machine Size: KUBOTA KX080/WEDGE MOUNT
Description: X1975D 2.56" Round - WITH CRADLE- NO HOSES SUPPLIED

Call 770-908-9439 or check website for Price

KUBOTA: KX080
Attachment Size: MAX AUGER 36"

**Prices subject to change at anytime..call for most up-to-date pricing.

23540/116003 (#IS2025-025-34)



Manufacturer: PALADIN
Machine Size: KUBOTA KX057/U55 WEDGE MOUNT
Description: X1975D 2.56" Round - WITH CRADLE- NO HOSES SUPPLIED

Call 770-908-9439 or check website for Price

KUBOTA KX057/U55
Attachment Size: MAX AUGER 36"

AUGER DRIVE 2.56" ROUND TRACTOR

1020/510F (#IS1096-023-45)



Manufacturer: SHAVER
Machine Size: TRACTOR SSL
Description: Heavy Duty Hydraulic Post Hole Digger LESS AUGER

Call 770-908-9439 or check website for Price

Attachment Size: MAX AUGER 24"

124723/23894 (#IS2830-025-34)



Manufacturer: PALADIN
Machine Size: JOHN DEERE 400/500 SERIS QA
Description: X975D 2.56" ROUND max dia 24"/ hyd flow 6-15 GPM***JOHN DEERE 400/500 SERIS QA

Call 770-908-9439 or check website for Price

JOHN DEERE 400/500 SERIS QA
Attachment Size: 24" MAX AUGER

124725/101733 (#IS2832-025-34)



Manufacturer: PALADIN
Machine Size: JOHN DEERE 600/700 SERIS QA
Description: X1475D 2.56" round max dia 30"/ hyd flow 10-25 GPM***JOHN DEERE 600/700 SERIS QA

Call 770-908-9439 or check website for Price

JOHN DEERE 600/700 SERIS QA
Attachment Size: 30" MAX AUGER

124803 (#IS3739-025-34)



Manufacturer: PALADIN
Machine Size: SSL 6GPM-15GPM
Description: X975D 2.56" round Skid-Steer assembly 6-15 GPM**PLUG AND PLAY**FLAT FACE COUPLERS**2.56 ROUND

Call 770-908-9439 or check website for Price

GPM 10-25
Attachment Size: 24" MAX AUGER

124805 (#IS2427-025-34)



Manufacturer: PALADIN
Machine Size: SSL 10GPM-25GPM
Description: X1475D 2.56" round Skid-Steer assembly 10-25 GPM**PLUG AND PLAY**FLAT FACE COUPLERS**2.56 ROUND

Call 770-908-9439 or check website for Price

GPM 10-25
Attachment Size: 30" MAX AUGER

AUGER DRIVE MINI SKID STEER

24453 (#IS2191-025-34)



Manufacturer: PALADIN
Machine Size: MINI
Description: X1500 Auger Drive, High-Torque, Round 2.56" (flat face style couplers)**PLUG AND PLAY**

Call 770-908-9439 or check website for Price

GPM 6-12
Attachment Size: 36" MAX AUGER

24861 (#IS2190-025-34)



Manufacturer: PALADIN
Machine Size: MINI
Description: X1500 Auger Drive, High-Torque, Hex 2" (flat face style couplers)**PLUG AND PLAY**

Call 770-908-9439 or check website for Price

GPM 6-12
Attachment Size: 36" MAX AUGER

AUGER DRIVE SKID STEER 2" HEX

124808 (#IS1920-025-34)



Manufacturer: PALADIN
Machine Size: SSL 15GPM-30GPM
Description: X1975D EXTREME DUTY AUGER DRIVE MAX AUGER 36" **PLUG AND PLAY** 2" HEX

Call 770-908-9439 or check website for Price

GPM 20-35
Attachment Size: 36" MAX AUGER

124810 (#IS1922-025-34)



Manufacturer: PALADIN
Machine Size: SSL 20GPM-35GPM
Description: X2475D EXTREME DUTY AUGER DRIVE MAX AUGER 36" **PLUG AND PLAY** 2" HEX

Call 770-908-9439 or check website for Price

GPM: 20-35
Attachment Size: 36" MAX AUGER

24990/113026 (#IS1953-025-34)



Manufacturer: PALADIN
Machine Size: SSL 18GPM-30GPM
Description: X3575 EXTREME DUTY AUGER DRIVE MAX AUGER 48" **PLUG AND PLAY** 2" HEX

Call 770-908-9439 or check website for Price

GPM: 18-30
Attachment Size: 48" MAX AUGER

AUGER DRIVE SKID STEER 2.5" HEX

24904/23834/38575/22521/22520/84923 (#IS3716-025-34)



Manufacturer: PALADIN
Machine Size: SSL
Description: X8075 2.50" hex planetary drive / max dia 48" 36-54 GPM Max PSI 3,500

Call 770-908-9439 or check website for Price

GPM: 36-54
Attachment Size: 48" MAX AUGER

AUGER DRIVE SKID STEER 2.56" ROUND

124807 (#IS1637-025-34)



Manufacturer: PALADIN
Machine Size: SSL 15GPM-30GPM
Description: X1975D EXTREME DUTY AUGER DRIVE MAX AUGER 36" **PLUG AND PLAY** 2.56" ROUND

Call 770-908-9439 or check website for Price

GPM: 15-30
Attachment Size: 36" MAX AUGER

124809 (#IS1921-025-34)



Manufacturer: PALADIN
Machine Size: SSL 20GPM-35GPM
Description: X2475D EXTREME DUTY AUGER DRIVE MAX AUGER 36" **PLUG AND PLAY** 2.56" ROUND

Call 770-908-9439 or check website for Price

GPM: 20-35
Attachment Size: 36" MAX AUGER

AUGER EXTENSIONS 2" HEX

22839 (#IS2548-025-34)



Manufacturer: PALADIN
Machine Size: SSL/EXCAVATOR
Description: 12" X 2" Hex Fixed Length Extension

Call 770-908-9439 or check website for Price

WEIGHT: 25LBS
Attachment Size: 12"x 2" HEX EXTENSION

22845 (#IS2552-025-34)



Manufacturer: PALADIN
Machine Size: SSL/EXCAVATOR
Description: 18" X 2" Hex Fixed Length Extension

Call 770-908-9439 or check website for Price

WEIGHT: 29LBS
Attachment Size: 18"x 2" HEX EXTENSION

22851 (#IS2550-025-34)




Manufacturer: PALADIN
Machine Size: SSL/EXCAVATOR
Description: 24" X 2" Hex Fixed Length Extension

Call 770-908-9439 or check website for Price

WEIGHT: 34LBS
Attachment Size: 24"x 2" HEX EXTENSION

22858 (#IS2551-025-34)




Manufacturer: PALADIN
Machine Size: SSL/EXCAVATOR
Description: 48" X 2" Hex Fixed Length Extension

Call 770-908-9439 or check website for Price

WEIGHT: 57LBS
Attachment Size: 48"x 2" HEX EXTENSION

D001549 (#IS3444-023-17)




Manufacturer: BAUMALIGHT
Machine Size: SSL
Description: 24" Hex Male to Female(Adjustable) - 49 lbs

Call 770-908-9439 or check website for Price

Attachment Size: 2" x 24" EXTENSION AJUSTABLE

D001551 (#IS3445-023-17)




Manufacturer: BAUMALIGHT
Machine Size: SSL
Description: 48" Hex Male to Female(Adjustable) - 85 lbs

Call 770-908-9439 or check website for Price

Attachment Size: 2" x 48" EXTENSION
 AJUSTABLE

D001734 (#IS3442-023-17)




Manufacturer: BAUMALIGHT
Machine Size: SSL
Description: 24" Hex Male to Female(Full Length) - 49 lbs

Call 770-908-9439 or check website for Price

Attachment Size: 2" x 24" EXTENSION

D001735 (#IS3443-023-17)



Manufacturer: BAUMALIGHT
Machine Size: SSL
Description: 48" Hex Male to Female(Full Length) - 85 lbs

Call 770-908-9439 or check website for Price

Attachment Size: 2" x 48" EXTENSION

AUGER EXTENSIONS 2.56 ROUND

22843 (#IS2483-025-34)



Manufacturer: PALADIN
Machine Size: SSL/EXCAVATOR
Description: 12" X 2.56" Round Fixed Length Extension

Call 770-908-9439 or check website for Price

WEIGHT: 25LBS
Attachment Size: 12"x 2.56" ROUND
 EXTENSION

22849 (#IS2484-025-34)



Manufacturer: PALADIN
Machine Size: SSL/EXCAVATOR
Description: 18" X 2.56" Round Fixed Length Extension

Call 770-908-9439 or check website for Price

WEIGHT: 29LBS
Attachment Size: 18"x 2.56" ROUND
 EXTENSION

22856 (#IS2546-025-34)



Manufacturer: PALADIN
Machine Size: SSL/EXCAVATOR
Description: 24" X 2.56" Round Fixed Length Extension

Call 770-908-9439 or check website for Price

WEIGHT: 34LBS
Attachment Size: 24"x 2.56" ROUND
 EXTENSION

22863 (#IS2547-025-34)



Manufacturer: PALADIN
Machine Size: SSL/EXCAVATOR
Description: 48" X 2.56" Round Fixed Length Extension

Call 770-908-9439 or check website for Price

WEIGHT: 57LBS
Attachment Size: 48"x2.56" ROUND
 EXTENSION

22865 (#IS3659-025-34)



Manufacturer: PALADIN
Machine Size: SSL/EXCAVATOR
Description: 72" X 2" Hex Fixed Length Extension

Call 770-908-9439 or check website for Price

WEIGHT: 108LBS
Attachment Size: 72"x2" HEX EXTENSION

22872 (#IS3658-025-34)



Manufacturer: PALADIN
Machine Size: SSL/EXCAVATOR
Description: 72" X 2.56" Round Fixed Length Extension

Call 770-908-9439 or check website for Price

WEIGHT: 108LBS
Attachment Size: 72"x2.56" ROUND
 EXTENSION

BACKHOE MINI SKID STEER

OP00A (#IS3748-023-61)



Manufacturer: EI ATTACHMENTS
Machine Size: MINI
Description: MINI SKIDSTEER BACKHOE INCLUDES 12" BUCKET AND MOUNT**6' 6" DIGGING DEPTH

Call 770-908-9439 or check website for Price

Attachment Size: 6' 6" DIGGING DEPTH

**Prices subject to change at anytime..call for most up-to-date pricing.

BACKHOE SKID STEER**111637/81718 (#IS1744-025-34)**

Manufacturer: PALADIN
Machine Size: SSL
Description: FIXED HOE W/18" BUCKET

Call 770-908-9439 or check website for Price

WEIGHT: 305LBS
Attachment Size: 73" DIGGING DEPTH

OP04CUIO (#IS3458-023-61)

Manufacturer: EI ATTACHMENTS
Machine Size: SSL
Description: SSL BACKHOE***SIDE SHIFT***CONTROL IN CAB OR IN A PERCH SEAT***INCLUDES 16" BUCKET AND MOUNT

Call 770-908-9439 or check website for Price

Attachment Size: 11' 5" DIGGING DEPTH**QC620 (#IS0380-023-24)**

Manufacturer: WALLENSTEIN
Machine Size: SSL
Description: SSL SKID BACKHOE with a 18" bucket

Call 770-908-9439 or check website for Price

Attachment Size: Digging Depth 6'**BACKHOE STIFF ARM MINI SKID STEER****89349/88512 (#IS2265-025-34)**

Manufacturer: PALADIN
Machine Size: MINI
Description: Fixed Skid Hoe universal mount, flat face couplers, 12" BUCKET**PLUG & PLAY**

Call 770-908-9439 or check website for Price

WEIGHT: 165LBS**Attachment Size:** 47.5" DIGGING DEPTH**BACKHOE TRACTOR 3PT HITCH****GE605 (#IS0343-023-24)**

Manufacturer: WALLENSTEIN
Machine Size: 18-20 HP
Description: (w/subframe mount, 12" bucket, pto pump kit, seat)

Call 770-908-9439 or check website for Price

Attachment Size: 6'4" DIG DEPTH**GX620 (#IS0344-023-24)**

Manufacturer: WALLENSTEIN
Machine Size: 18-28HP
Description: (w/subframe mount, 12" bucket, pto pump kit)

Call 770-908-9439 or check website for Price

Attachment Size: 6'4" DIG DEPTH**GX620/NOPTO (#IS4552-023-24)**

Manufacturer: WALLENSTEIN
Machine Size: 18-28HP
Description: (w/subframe mount, 12" bucket)

Call 770-908-9439 or check website for Price

Attachment Size: 6'4" DIG DEPTH**GX720 (#IS0345-023-24)**

Manufacturer: WALLENSTEIN
Machine Size: 30-60HP
Description: (w/subframe mount, 12" bucket, pto pump kit)

Call 770-908-9439 or check website for Price

Attachment Size: 7'8" DIG DEPTH**GX920 (#IS0346-023-24)**

Manufacturer: WALLENSTEIN
Machine Size: 30-100HP
Description: (w/ 3pt mount, 12" bucket, pto pump kit)

Call 770-908-9439 or check website for Price

Attachment Size: 9'4" DIG DEPTH**GX920XT (#IS0347-023-24)**

Manufacturer: WALLENSTEIN
Machine Size: 45-100HP
Description: (w/3 pt mount, 12" bucket, pto pump kit)

Call 770-908-9439 or check website for Price

Attachment Size: 11'4" DIG DEPTH

OP03A (#IS4600-023-61)



Manufacturer: EI ATTACHMENTS
Machine Size: TRACTOR
Description: Backhoe for tractor, with vertical stabilizers, side shift with mechanical blocking, hydraulic oil tank integrated into the frame, outside operation seat, coupling for 3 point hitch, and pto pump kit

Call 770-908-9439 or check website for Price

WEIGHT: 1433 LBS
Attachment Size: 9'3" DIGGING DEPTH

BALE ACCUMULATOR SKID STEER

MAG100-SS (#IS1002-023-31)



Manufacturer: MAXILATOR
Machine Size: SSL
Description: The Accumagrapple is versatile and can accommodate standard 14" x 18" square bales in lengths ranging from 36" to 42".

Call 770-908-9439 or check website for Price

Attachment Size: 10 BALE CAPACITY

BALE ACCUMULATOR TRACTOR

1000 (#IS1539-024-28)



Manufacturer: HOELSCHER INC.
Machine Size: TRACTOR
Description: BALE ACCUMULATOR WITH UNIVERSAL WAGON HITCH

Call 770-908-9439 or check website for Price

Attachment Size: 10 BALE ACCUMULATOR

MAG100WS (#IS1004-023-31)



Manufacturer: MAXILATOR
Machine Size: SSL/FRONT LOADER (MUST ADD WORKSAVER MOUNT)
Description: The Accumagrapple is versatile and can accommodate standard 14 x 18 square bales in lengths ranging from 36" to 42".

Call 770-908-9439 or check website for Price

Attachment Size: 10 BALE CAPACITY

Model 100 (with mounts) (#IS1636-024-28)



Manufacturer: HOELSCHER INC.
Machine Size:
Description: HAY GRAPPLE (with mounts) MUST SPECIFY MOUNT

Call 770-908-9439 or check website for Price

Attachment Size: 10 BALE CAPACITY

BALE BLOWER TELEHANDLER

TELEHAWK (#IS4797-000-71)



Manufacturer: TEAGLE
Machine Size: MIN 22 GPM MAX 31 GPM
Description: TELEHAWK STRAW BLOWER

Call 770-908-9439 or check website for Price

WEIGHT: 4585 LBS
Attachment Size: 5' DIAMETER X 4' WIDTH round bales & 8' rectangular bales (4'x4')

BALE BLOWER TRACTOR

T8500SC CHIEF (#IS4760-000-71)



Manufacturer: TEAGLE
Machine Size: MIN 80 HP
Description: TOMAHAWK 8500 CHIEF STRAW BLOWER

Call 770-908-9439 or check website for Price

WEIGHT: 4585 LBS
Attachment Size: 6' DIAMETER X 5' WIDTH round bales & 8' rectangular bales (4'x3' / 4'x4')

PRO-CHOP 150 (BALE BLOWER) (#IS0460-000-14)



Manufacturer: ANDERSON
Machine Size: MINIMUM 80HP
Description: PRO CHOP 150 ***GREAT FOR ROAD SIDE CONSTRUCTION***

Call 770-908-9439 or check website for Price

Attachment Size: 1-6X5 ROUND/2-5X5 ROUND/1- 4X4 SQUARE

BALE HUGGER SKID STEER

832965 (#IS0572-023-02)

Call 770-908-9439 or check website for Price



Manufacturer: WORKSAVER INC.
Machine Size: SSL
Description: Skid Steer Bale Hand rated at 2,200 lbs. Designed to handle 4-ft to 6-ft round bales. Both arms open to clamp bale. Hydraulic cylinder included (LESS HOSES AND FITTINGS)
Attachment Size: 2,200 LB MAX

832995 (#IS0576-023-02)

Call 770-908-9439 or check website for Price



Manufacturer: WORKSAVER INC.
Machine Size: SSL
Description: Rotating Bale Hand, "universal" Skid Steer mount. Unit will handle round bales from 4-6-ft up to 2,200 lbs. wrapped/unwrapped. Rotates 110 degrees. Includes cylinder (less hoses)
Attachment Size: 2,200 LB MAX

834200 (#IS0568-023-02)

Call 770-908-9439 or check website for Price



Manufacturer: WORKSAVER INC.
Machine Size: SSL
Description: Bale squeeze for large rectangular bales, wrapped / unwrapped. Skid Steer mount. Opens 48"-96" for bales up to 3,400 lbs. Includes cylinders, hoses & couplers included.
Attachment Size: 3,400 LB MAX

LAF1960-0022 (#IS1905-025-34)

Call 770-908-9439 or check website for Price



Manufacturer: PALADIN
Machine Size: SSL
Description: SSL BALE HUGGER W/HOSES AND COUPLERS **PLUG AND PLAY**2,400 LB MAX
WEIGHT: 520LBS
Attachment Size:

SBH-HD/90" HOSE (#IS3833-000-63)

Call 770-908-9439 or check website for Price



Manufacturer: WIFO EQUIPMENT
Machine Size: SSL
Description: Heavy Duty Square Bale Hugger***SKID STEER MOUNTS***
WEIGHT: 716 LBS
Attachment Size: OPENS TO 30"-87"

SBH-S/90" HOSE (#IS4759-000-63)

Call 770-908-9439 or check website for Price



Manufacturer: WIFO EQUIPMENT
Machine Size: SSL
Description: Square Bale Hugger***SKID STEER MOUNTS***
WEIGHT: 515 LBS
Attachment Size: OPENS TO 28"-76"

T3-P4000/T3-QANH (#IS4569-000-14)

Call 770-908-9439 or check website for Price



Manufacturer: ANDERSON
Machine Size: SSL
Description: Skid Steer Bale Hand rated at 2,200 lbs., it is designed to handle 4-ft to 6-ft diameter round bales. Both arms open to gently clamp wrapped or unwrapped bales
Attachment Size: 60" WORKING WIDTH

WBG-S/90" HOSE (#IS3850-000-63)

Call 770-908-9439 or check website for Price



Manufacturer: WIFO EQUIPMENT
Machine Size: SSL
Description: Single Round Bale Grabber***SKID STEER MOUNTS***
WEIGHT:
Attachment Size:

BALE HUGGER TELEHANDLER

12781 (#IS2322-025-34)

Call 770-908-9439 or check website for Price



Manufacturer: PALADIN
Machine Size: Cat IT/TH
Description: BALE HUGGER - LARGE ROUND FOR TELEHANDLERS
CAT: IT/TH
Attachment Size:

BALE HUGGER TRACTOR

832940 (#IS0570-023-02)

Call 770-908-9439 or check website for Price



Manufacturer: WORKSAVER INC.
Machine Size: TRACTOR
Description: 2,200 Lb. Bale Hand (For 4 to 6 ft. wrapped or unwrapped bales) (Hydraulic cylinder included) LESS HOSES AND FITTINGS, **MUST SPECIFY MOUNT**
Attachment Size: 2,200 LB MAX

**Prices subject to change at anytime..call for most up-to-date pricing.

832975 (#IS0575-023-02)

Call 770-908-9439 or check website for Price



Manufacturer: WORKSAVER INC.
Machine Size: John Deere 400/500 series mount
Attachment Size: 2,200 LB MAX
Description: Rotating Bale Hand, John Deere 400/500 series mount. Unit will handle round bales from 4-6-ft up to 2,200 lbs. wrapped/unwrapped. Rotates 110 degrees. Includes cylinder (less hoses)

832980 (#IS0571-023-02)

Call 770-908-9439 or check website for Price



Manufacturer: WORKSAVER INC.
Machine Size: Euro/Global mount
Attachment Size: 2,200 LB MAX
Description: Euro/Global mount 2,200 Bale Hand (4 to 6-ft wrapped or unwrapped bales) Includes Hydraulic cylinder (less hoses)

832985 (#IS0574-023-02)

Call 770-908-9439 or check website for Price



Manufacturer: WORKSAVER INC.
Machine Size: Euro/Global mount
Attachment Size: 2,200 LB MAX
Description: Rotating Bale Hand, Euro/Global mount. Unit will handle round bales from 4-6-ft up to 2,200 lbs. wrapped/unwrapped. Rotates 110 degrees. Includes cylinder (less hoses)

832990 (#IS0573-023-02)

Call 770-908-9439 or check website for Price



Manufacturer: WORKSAVER INC.
Machine Size: TRACTOR
Attachment Size: 2,200 LB MAX
Description: Rotating Bale Hand. Rated at 2,200 lbs. Handles 4-6-ft. round bales, wrapped / unwrapped. Both arms open to clamp bale. Rotates 110 degrees. Opt. interfacing brackets are required. Hydraulic cylinder. LESS HOSES AND FITTINGS **MUST SPECIFY MOUNT**

834210 (#IS0569-023-02)


Call 770-908-9439 or check website for Price



Manufacturer: WORKSAVER INC.
Machine Size: Euro/Global mount
Attachment Size: 3,400 LB MAX
Description: Euro/Global mount, both arms open on this large bale squeeze. Opens 48"-96" for bales up to 3,400 lbs. Includes cylinders (less hoses & couplers)

WBG-2/90" HOSE (#IS3851-000-63)

Call 770-908-9439 or check website for Price



Manufacturer: WIFO EQUIPMENT
Machine Size: TRACTOR
Description: Double Round Bale Grabber***EURO GLOBAL MOUNTS***

WEIGHT
Attachment Size:

WBG-M/90" HOSE (#IS3852-000-63)

Call 770-908-9439 or check website for Price



Manufacturer: WIFO EQUIPMENT
Machine Size: TRACTOR
Description: Single Round Bale Grabber***EURO GLOBAL MOUNTS***

WEIGHT
Attachment Size:

BALE SPEAR EURO

832195 (#IS0594-023-02)

Call 770-908-9439 or check website for Price



Manufacturer: WORKSAVER INC.
Machine Size: TRACTOR
Attachment Size: 3,000 LB MAX
Description: Dual bolt-in forged spears mounted on lower tube for handling square bales. 42" SPEAR All welded frame with the Global /Euro-Style quick attach brackets.

832205 (#IS0592-023-02)

Call 770-908-9439 or check website for Price



Manufacturer: WORKSAVER INC.
Machine Size: TRACTOR
Attachment Size: 2,200 LB MAX
Description: Single bolt-in forged spear 42". For round bales. Rated at 2,200 lbs. Euro / Global-Style Integrated Frame Bale Spears

832220 (#IS0593-023-02)

Call 770-908-9439 or check website for Price



Manufacturer: WORKSAVER INC.
Machine Size: TRACTOR
Attachment Size: 3,000 LB MAX
Description: Dual bolt-in forged spears spaced 30" apart, with length of 42". All welded frame with the Global /Euro-Style quick attach brackets.

**Prices subject to change at anytime..call for most up-to-date pricing.

832370 (#IS0596-023-02)**Manufacturer** WORKSAVER INC.**Machine Size:** TRACTOR**Description:** Triple bolt-in spears mounted in lower tube for handling square bales, useable spear length 42" All welded frame with the Global /Euro-Style quick attach brackets

Call 770-908-9439 or check website for Price

Attachment Size: 4,000 LB MAX**BSFE-38 (#IS4106-000-63)****Manufacturer** WIFO EQUIPMENT**Machine Size:** TRACTOR**Description:** Front Mount Single Bale Spear EURO MOUNT

Call 770-908-9439 or check website for Price

WEIGHT 202 LBS**Attachment Size:** 2000 LBS MAX**MHS-FEL1-GEM/1427/1427 (#IS3688-023-31)****Manufacturer** MAXILATOR**Machine Size:** EURO/GLOBAL**Description:** DOUBLE BALE SPEAR EURO/GLOBAL

Call 770-908-9439 or check website for Price

Attachment Size: 3500LBS**MHS-FEL1-GEM/14727/MHS-ST5/MHS-ST5 (#IS3684-023-31)****Manufacturer** MAXILATOR**Machine Size:** EURO/GLOBAL**Description:** SINGLE BALE SPEAR EURO/GLOBAL

Call 770-908-9439 or check website for Price

Attachment Size: 3500LBS**MHS-FEL2-GEM/14727/14727/1427/1427 (#IS3680-023-31)****Manufacturer** MAXILATOR**Machine Size:** TRACTOR**Description:** TWO BALE SPEAR EURO/GLOBAL 4 SPEARS

Call 770-908-9439 or check website for Price

Attachment Size: 5000LBS**BALE SPEAR FRONT LOADER TRACTOR****830185 (#IS0548-023-02)****Manufacturer** WORKSAVER INC.**Machine Size:** TRACTOR**Description:** 2,000 Lb. Bolt-on Bucket Bale Spear (Bolt-in Forged Tine for use with tight center bales) Useable length 42". Bolt-together design ships UPS in one carton.

Call 770-908-9439 or check website for Price

Attachment Size: 2,000 LB MAX**830190 (#IS0549-023-02)****Manufacturer** WORKSAVER INC.**Machine Size:** TRACTOR**Description:** 2,000 Lb. Clamp-on Bucket Bale Spear Uses chain and turnbuckle system. 42" long bolt-in forged tine for use with round bales. Bolt-together design ships in one carton UPS.

Call 770-908-9439 or check website for Price

Attachment Size: 2,000 LB MAX**831920 (#IS0550-023-02)****Manufacturer** WORKSAVER INC.**Machine Size:** TRACTOR**Description:** Clamp-on Bucket Dual Bales Spear. Rated at 3,000 lbs. Uses single chain & turnbuckle system. Bolt-in spears have useable length of 42" (Spears must be inserted into Bale)

Call 770-908-9439 or check website for Price

Attachment Size: 3,000 LB MAX**831955 (#IS0551-023-02)****Manufacturer** WORKSAVER INC.**Machine Size:** TRACTOR**Description:** Clamp-on Bucket Triple Bale Spear for square bales. Rated at 4,000 lbs. Uses dual chain & turnbuckles. Bolt-in spears have length of 42".

Call 770-908-9439 or check website for Price

Attachment Size: 4,000 LB MAX**832380 (#IS2566-023-02)****Manufacturer** WORKSAVER INC.**Machine Size:** TRACTOR**Description:** Loader Bale Spear rated at 2,200 lbs. Single tapered spear has useable length of 42" **MUST SPECIFY LOADER MOUNT**

Call 770-908-9439 or check website for Price

Attachment Size: 2200 LBS MAX

832385 (#IS0553-023-02)

Call 770-908-9439 or check website for Price



Manufacturer WORKSAVER INC.

Machine Size: TRACTOR

Description: Loader Bale Spear rated at 3,000 lbs. Dual tapered spears have useable length of 42". **MUST SPECIFY LOADER MOUNT**

Attachment Size: 3,000 LB MAX

832395 (#IS0555-023-02)

Call 770-908-9439 or check website for Price



Manufacturer WORKSAVER INC.

Machine Size: TRACTOR

Description: Triple spears have useable length of 42", spaced 26 1/2" apart. **MUST SPECIFY LOADER MOUNT**

Attachment Size: 4,000 LB MAX

832405 (#IS0556-023-02)

Call 770-908-9439 or check website for Price



Manufacturer WORKSAVER INC.

Machine Size: TRACTOR

Description: 79 1/2" wide frame with 4 spears, 26" useable length spaced 24" apart. (832406 main frame) **MUST SPECIFY LOADER MOUNT**

Attachment Size:

832410 (#IS0557-023-02)

Call 770-908-9439 or check website for Price



Manufacturer WORKSAVER INC.

Machine Size: TRACTOR

Description: 79 1/2" wide frame with 4 spears, 42" useable length spaced 24" apart. (832406 main frame) **MUST SPECIFY LOADER MOUNT**

Attachment Size:

834155 (#IS3929-023-02)

Call 770-908-9439 or check website for Price



Manufacturer WORKSAVER INC.

Machine Size: TRACTOR

Description: Designed to transport two round bales at once. Frame size 76" x 24" with 4 bolt-in spears with 42" useable length. Rated at 6,000 lbs.

Attachment Size:

834160 (#IS0558-023-02)

Call 770-908-9439 or check website for Price



Manufacturer WORKSAVER INC.

Machine Size: TRACTOR

Description: Transport two round bales at once unit is 76" x 24" rated at 6,000 lbs. Requires that brackets be welded to the unit. **MUST SPECIFY LOADER MOUNT**

Attachment Size: 6,000 LB MAX

BALE SPEAR JOHN DEERE 400/500

1BS591-1HITCATA (#IS4448-000-69)

Call 770-908-9439 or check website for Price



Manufacturer CONSTRUCTION ATTACHMENTS

Machine Size: JOHN DEERE MOUNT 400/500 QA

Description: BALE SPEAR JOHN DEERE MOUNT 400/500 QA

WEIGHT 151 LBS

Attachment Size:

1BS592-1HITCATA (#IS4560-000-69)

Call 770-908-9439 or check website for Price



Manufacturer CONSTRUCTION ATTACHMENTS

Machine Size: JOHN DEERE 400/500

Description: BALE SPEAR JOHN DEERE 400/500*** Xtreme Duty Dual Premium Bale Spear****

WEIGHT 151 LBS

Attachment Size: DUAL BALE SPEARS

MHS-FEL1-JD5/14727/14727 (#IS3687-023-31)

Call 770-908-9439 or check website for Price



Manufacturer MAXILATOR

Machine Size: JOHN DEERE 400/500 SERIS QA

Description: DOUBLE BALE SPEAR JOHN DEERE 400/500 MOUNT

Attachment Size: 3500LBS

MHS-FEL1-JD5/14727/MHS-ST5/MHS-ST5 (#IS3685-023-31)

Call 770-908-9439 or check website for Price



Manufacturer MAXILATOR

Machine Size: JOHN DEERE 400/500 SERIS QA

Description: SINGLE BALE SPEAR JOHN DEERE 400/500 MOUNT

Attachment Size: 3500LBS

**Prices subject to change at anytime..call for most up-to-date pricing.

BALE SPEAR KUBOTA MOUNT**1BS591-1HITCATD (#IS4451-000-69)**

Manufacturer: CONSTRUCTION ATTACHMENTS
Machine Size: KUBOTA LA1002 KU QC MOUNT
Description: BALE SPEAR KUBOTA LA1002 KU QC MOUNT

Call 770-908-9439 or check website for Price

WEIGHT 151 LBS**Attachment Size:****1BS591-1HITCATD-1251 (#IS4458-000-69)**

Manufacturer: CONSTRUCTION ATTACHMENTS
Machine Size: KUBOTA LA1251 (1601 LOADER) KU QC MOUNT
Description: BALE SPEAR KUBOTA LA1251 (1601 LOADER) KU QC MOUNT

Call 770-908-9439 or check website for Price

WEIGHT 151 LBS**Attachment Size:****1BSWF591-1HITCATD (#IS4462-000-69)**

Manufacturer: CONSTRUCTION ATTACHMENTS
Machine Size: KUBOTA LA1251 QA MOUNT
Description: Xtreme Duty Wide Frame Single Premium Bale Spear KUBOTA LA1251 QA MOUNT

Call 770-908-9439 or check website for Price

WEIGHT 245 LBS**Attachment Size:****1BSWF591-1HITCATD (#IS4465-000-69)**

Manufacturer: CONSTRUCTION ATTACHMENTS
Machine Size: KUBOTA LA1251 KU QC HITCH
Description: Xtreme Duty Wide Frame Single Premium Bale Spear KUBOTA LA1251 KU QC HITCH

Call 770-908-9439 or check website for Price

WEIGHT 245 LBS**Attachment Size:****BALE SPEAR SKID STEER****1BS591 (#IS4347-000-69)**

Manufacturer: CONSTRUCTION ATTACHMENTS
Machine Size: SSL
Description: BALE SPEAR SKID STEER

Call 770-908-9439 or check website for Price

WEIGHT 151 LBS**Attachment Size:****1BS592 (#IS4493-000-69)**

Manufacturer: CONSTRUCTION ATTACHMENTS
Machine Size: SSL
Description: BALE SPEAR SKID STEER*** Xtreme Duty Dual Premium Bale Spear****

Call 770-908-9439 or check website for Price

WEIGHT 151 LBS**Attachment Size:** DUAL BALE SPEARS**1BSWF591DS (#IS4346-000-69)**

Manufacturer: CONSTRUCTION ATTACHMENTS
Machine Size: SSL
Description: DUAL BALE SPEAR XTREME DUTY

Call 770-908-9439 or check website for Price

WEIGHT 298 LBS**Attachment Size:****1BSWF594 (#IS4345-000-69)**

Manufacturer: CONSTRUCTION ATTACHMENTS
Machine Size: SSL
Description: QUADRUPLE BALE SPEAR XTREME DUTY

Call 770-908-9439 or check website for Price

WEIGHT 277 LBS**Attachment Size:** 2 BALE**831060 (#IS0603-023-02)**

Manufacturer: WORKSAVER INC.
Machine Size: SSL
Description: Skid Steer Single Bale Spear. Rated at 2,200 lbs. Designed to Interface with Universal Q.A. Single tapered spears, useable length 42"

Call 770-908-9439 or check website for Price

Attachment Size: 2,200 LB MAX**831070 (#IS0604-023-02)**

Manufacturer: WORKSAVER INC.
Machine Size: SSL
Description: Rated at 3,000 lbs. Designed to interface with "universal" skid steer quick-attach system. Bolt-in tapered spears has a useable length of 42". Spears spaced 32" apart.

Call 770-908-9439 or check website for Price

Attachment Size: 3000 LB MAX

831080 (#IS0606-023-02)**Manufacturer** WORKSAVER INC.**Machine Size:** SSL**Description:** Skid Steer Triple Bale Spear. Rated at 3,000 lbs for handling large square bales. Triple spears have useable length of 26", spaced 26-1/2" apart.**Call 770-908-9439 or check website for Price****Attachment Size:** 3,000 LB MAX**831090 (#IS0605-023-02)****Manufacturer** WORKSAVER INC.**Machine Size:** SSL**Description:** Skid Steer Triple Bale Spear. Rated at 4,000 lbs for handling large square bales. Triple spears have useable length of 42", spaced 26-1/2" apart.**Call 770-908-9439 or check website for Price****Attachment Size:** 4,000 LB MAX**MHS-FEL1-SS/14727/14727 (#IS3686-023-31)****Manufacturer** MAXILATOR**Machine Size:** SSL**Description:** DOUBLE BALE SPEAR SSL**Call 770-908-9439 or check website for Price****Attachment Size:** 3500LBS**MHS-FEL1-SS/14727/MHS-ST5/MHS-ST5 (#IS3683-023-31)****Manufacturer** MAXILATOR**Machine Size:** SSL**Description:** SINGLE BALE SPEAR SSL**Call 770-908-9439 or check website for Price****Attachment Size:** 3500LBS**MHS-FEL2-SS/14727/14727/14727/14727 (#IS3681-023-31)****Manufacturer** MAXILATOR**Machine Size:** SSL**Description:** TWO BALE SPEAR SKID STEER QUICK ATTACH 4 SPEARS**Call 770-908-9439 or check website for Price****Attachment Size:** 5000LBS**BSF-S-38 (#IS4107-000-63)****Manufacturer** WIFO EQUIPMENT**Machine Size:** TRACTOR**Description:** Front Mount Single Bale Spear SSL MOUNT**Call 770-908-9439 or check website for Price****WEIGHT** 202 LBS**Attachment Size:** 2000 LBS MAX**BSF2-S-38 (#IS4112-000-63)****Manufacturer** WIFO EQUIPMENT**Machine Size:** TRACTOR**Description:** Front Mount Double Bale Spear SSL MOUNT**Call 770-908-9439 or check website for Price****WEIGHT** 202 LBS**Attachment Size:** 2000 LBS MAX**BALE SPEAR TELEHANDLER****12393 (#IS2347-025-34)****Manufacturer** PALADIN**Machine Size:** JCB Q-fit**Description:** BALE CARRIAGE - DUAL LARGE SQUARE FOR TELEHANDLERS**Call 770-908-9439 or check website for Price****JCB** Q-FIT**Attachment Size:** 12' REACH 2000LB**15892 (#IS2346-025-34)****Manufacturer** PALADIN**Machine Size:** CAT IT/TH**Description:** BALE CARRIAGE - DUAL LARGE SQUARE FOR TELEHANDLERS**Call 770-908-9439 or check website for Price****CAT** IT/TH**Attachment Size:****BALE SPEAR TRACTOR 3PT****830235 (#IS0530-023-02)****Manufacturer** WORKSAVER INC.**Machine Size:** 3PT**Description:** 1,800 Lb. 3-pt. Bale Spear (Cat. I/II) (UPS-able) Main spear is 44" tapered forged spear for excellent penetration into the bale. With welded balance spears.**Call 770-908-9439 or check website for Price****Attachment Size:** 1,800 LB MAX

830775 (#IS0531-023-02)



Manufacturer: WORKSAVER INC.
Machine Size: 3PT
Description: 3,000 Lb. 3-pt. Bale Spear. Double forged bale spear. All welded frame. Cat. I/II uses two 44" tapered spears for use with round bales. Quick Hitch compatible.

Call 770-908-9439 or check website for Price

Attachment Size: 3,000 LB MAX

832310 (#IS0532-023-02)



Manufacturer: WORKSAVER INC.
Machine Size: 3PT
Description: 3-pt. Bale Spear. Designed for round bales to 2,200 lbs. Bolt-in spear with useable length of 42" with cast steel socket (patent pend.). Fits Cat. I / II. Quick Hitch compatible. Can ship UPS.

Call 770-908-9439 or check website for Price

Attachment Size: 2,200 LB MAX

832610 (#IS0534-023-02)



Manufacturer: WORKSAVER INC.
Machine Size: 3PT
Description: 3-pt. Four Spear Bale Handler. Features bolt-in forged spears (42") in cast steel sockets. For two round bales.

Call 770-908-9439 or check website for Price

Attachment Size: 4,000 LBS MAX

832615 (#IS0533-023-02)



Manufacturer: WORKSAVER INC.
Machine Size: 3PT
Description: 3-pt Triple Bale spear. Features bolt-in forged spears(26" useable length) in cast steel sockets. (patent pending). For mid-sized square bales.

Call 770-908-9439 or check website for Price

Attachment Size: 3,000 LBS MAX

834100 (#IS0535-023-02)



Manufacturer: WORKSAVER INC.
Machine Size: 3PT
Description: 3-pt Dual Bale Handler for round bales. Rated at 6,000 lbs. Transport two round bales at once. Cat. I/II quick hitch compatible

Call 770-908-9439 or check website for Price

Attachment Size: 6,000 LB MAX

MHS-3PH/14727/14727/14727/14727 (#IS3682-023-31)



Manufacturer: MAXILATOR
Machine Size: 3 POINT HITCH
Description: TWO BALE SPEAR 3 POINT HITCH 4 SPEARS

Call 770-908-9439 or check website for Price

Attachment Size: 5000LBS

BALE SPEAR WHEEL LOADER

13173 (#IS2349-025-34)



Manufacturer: PALADIN
Machine Size: John Deere 544J w/JRB 416MTG
Description: BALE CARRIAGE - DUAL LARGE SQUARE FOR WHEEL LOADERS

Call 770-908-9439 or check website for Price

JOHN DEERE 544J

Attachment Size:

15892 (#IS2350-025-34)



Manufacturer: PALADIN
Machine Size: CAT IT/TH
Description: BALE CARRIAGE - DUAL LARGE SQUARE FOR WHEEL LOADERS


Call 770-908-9439 or check website for Price

CAT IT/TH

Attachment Size:

BALE TRAILER

BM1450S (#IS4608-025-52)



Manufacturer: FARM KING
Machine Size: 60 HP MIN

Call 770-908-9439 or check website for Price

WEIGHT 5500 LBS

Attachment Size: ROUND BALE CARRIER
Eight - 4' Seven - 5'

Description: ROUND BALE CARRIER Eight - 4' Seven - 5'
Single Row Round Bale Carrier, complete with standard pick-up arm and forks, 4 - 12.5L - 15 Tires - load range F, closed/open center valve bank, hydraulic cylinders and hoses w/Pioneer type tips, chain driven pusher, wiring harness and in-cab controls plus the new safety enhanced light package. 1/4 turn on ground.

BM2400 (#IS4716-025-52)



Manufacturer: FARM KING
Machine Size: 80 HP MIN


Description:

ROUND BALE CARRIER Eight - 4' Seven - 5' Single Row Round Bale Carrier, complete with standard pick-up arm and forks, 4 - 12.5L - 15 Tires - load range F, closed/open center valve bank, hydraulic cylinders and hoses w/Pioneer type tips, chain driven pusher, wiring harness and in-cab controls plus the new safety enhanced light package. 1/4 turn on ground.

Call 770-908-9439 or check website for Price

WEIGHT: 6600 LBS
Attachment Size: ROUND BALE CARRIER TEN - 4' EIGHT - 5'

BM2400H (#IS4715-025-52)



Manufacturer: FARM KING
Machine Size: 80 HP MIN

Description:

ROUND BALE CARRIER TEN - 4' EIGHT - 5' Single Row Round Bale Carrier, complete with standard pick-up arm and forks, 4 - 12.5L - 15 Tires - load range F, closed/open center valve bank, hydraulic cylinders and hoses w/Pioneer type tips, chain driven pusher, wiring harness and in-cab controls plus the new safety enhanced light package. 1/4 turn on ground.

Call 770-908-9439 or check website for Price

WEIGHT: 6600 LBS
Attachment Size: ROUND BALE CARRIER TEN - 4' EIGHT - 5'

BM2450R (#IS4718-025-52)



Manufacturer: FARM KING
Machine Size: 100 HP MIN

Description:


ROUND BALE CARRIER With a capacity of up to sixteen 4' bales, fourteen 5' bales, the 2450 minimizes the number of trips out to the field.

ROTATING PICK UP ARM AND FORKS

Call 770-908-9439 or check website for Price

WEIGHT: 9900 LBS
Attachment Size: ROUND BALE CARRIER SIXTEEN - 4' FOURTEEN- 5'

BM2450S (#IS4717-025-52)



Manufacturer: FARM KING
Machine Size: 100 HP MIN

Description:

ROUND BALE CARRIER With a capacity of up to sixteen 4' bales, fourteen 5' bales, the 2450 minimizes the number of trips out to the field.

Call 770-908-9439 or check website for Price

WEIGHT: 9587 LBS
Attachment Size: ROUND BALE CARRIER SIXTEEN - 4' FOURTEEN- 5'

RBM PRO 1400 WITH BRAKES (#IS4754-000-14)



Manufacturer: ANDERSON
Machine Size: MIN 130 HP
Description: RBM PRO 1400

Call 770-908-9439 or check website for Price

Attachment Size:

RBM PRO 2000 (WITH BRAKES) (#IS3736-000-14)



Manufacturer: ANDERSON
Machine Size: MINIMUM 130HP
Description: RBMPro 2000

Call 770-908-9439 or check website for Price

Attachment Size: Round bale 5 ft x 5 ft diameter
 20 none wrapped bales 14 wrapped bales

RBM PRO 2000 (WITHOUT BRAKES) (#IS1352-000-14)



Manufacturer: ANDERSON
Machine Size: MINIMUM 130HP
Description: RBMPro 2000

Call 770-908-9439 or check website for Price

Attachment Size: Round bale 5 ft x 5 ft diameter
 20 none wrapped bales 14 wrapped bales

RBM1400 with brakes (#IS4753-000-14)



Manufacturer: ANDERSON
Machine Size: MINIMUM 115HP
Description: RBM1400

Call 770-908-9439 or check website for Price

Attachment Size: Round bale 4 ft x 4 ft diameter
 14 none wrapped bales

RBM1400 without brakes (#IS0448-000-14)



Manufacturer: ANDERSON
Machine Size: MINIMUM 115HP
Description: RBM1400

Call 770-908-9439 or check website for Price

Attachment Size: Round bale 4 ft x 4 ft diameter
 14 none wrapped bales

RBM2000 without brakes DIRECT PLUG (#IS0449-000-14)



Manufacturer: ANDERSON
Machine Size: MINIMUM 130HP
Description: RBM2000

Call 770-908-9439 or check website for Price

Attachment Size: Round bale 4 ft x 4 ft diameter
 20 none wrapped bales

STACKPRO5400 without brakes (#IS0452-000-14)



Manufacturer: ANDERSON
Machine Size: MINIMUM 115HP
Description: STACKPRO5400

Call 770-908-9439 or check website for Price

Attachment Size: Square bale 3 ft x 3 ft x 8 ft
 long 18 bales

STACKPRO7200 without brakes (#IS0451-000-14)



Manufacturer: ANDERSON
Machine Size: MINIMUM 175HP
Description: STACKPRO7200

Call 770-908-9439 or check website for Price

Attachment Size: Square bale 3 ft x 3 ft x 8 ft
 long 27 bales

TRB1000 without brakes (#IS0447-000-14)



Manufacturer: ANDERSON
Machine Size: MINIMUM 100HP
Description: TRB1000

Call 770-908-9439 or check website for Price

Attachment Size: Round bale 4 ft x 4 ft diameter
 10 bales

TSR3450 without brakes (#IS0450-000-14)



Manufacturer: ANDERSON
Machine Size: MINIMUM 130HP
Description: TSR3450

Call 770-908-9439 or check website for Price

Attachment Size: Square bale 3 ft x 3 ft x 8 ft
 long 19 bales

WRAPTOR (#IS1353-000-14)



Manufacturer: ANDERSON
Machine Size:
Description: WRAPTOR COMBO "WRAPPER AND TRAILER"

Call 770-908-9439 or check website for Price

Attachment Size:

BLADE TILT EXCAVATOR

ETBLADE1048 (#IS2818-023-59)



Manufacturer: IS ATTACHMENTS
Machine Size: 10000LBS-14000LBS
Description: 48" TILTING BLADE 30 DEGREES OF TILT ONE CYNLINDER ***MUST SPECIFY MOUNT***

Call 770-908-9439 or check website for Price

Attachment Size: 48" WORKING WIDTH

ETBLADE1448 (#IS2819-023-59)



Manufacturer: IS ATTACHMENTS
Machine Size: 14000LBS-18000LBS
Description: 48" TILTING BLADE 30 DEGREES OF TILT ONE CYNLINDER ***MUST SPECIFY MOUNT***

Call 770-908-9439 or check website for Price

Attachment Size: 48" WORKING WIDTH

ETBLADE648 (#IS2820-023-59)



Manufacturer: IS ATTACHMENTS
Machine Size: 6000LBS-9000LBS
Description: 48" TILTING BLADE 30 DEGREES OF TILT ONE CYNLINDER ***MUST SPECIFY MOUNT***

Call 770-908-9439 or check website for Price

Attachment Size: 48" WORKING WIDTH

BLOCK FORKS

732-2-48A25003 (#IS3714-025-57)

Call 770-908-9439 or check website for Price



Manufacturer: ARROW
Machine Size: SET OF 2
Description: Block Forks (SET OF TWO)

Attachment Size: 48" WORKING WIDTH

BOOM MINI SKID STEER

MTLB78/MINI (#IS2666-023-50)

Call 770-908-9439 or check website for Price



Manufacturer: MARTATCH
Machine Size: MINI
Description: TELESCOPIC LIFT BOOM-CAP EXTENDABLE

Attachment Size: 3,000lbs CLOSED @ 48"-
 1,500lbs EXTENDED @ 78"

BOOM MOWER SKID STEER

10DL1000U (#IS3454-023-61)

Call 770-908-9439 or check website for Price



Manufacturer: EI ATTACHMENTS
Machine Size: SSL 15GPM-25GPM
Description: Hydraulic boom mower, perfect for road maintenance and other applications. For use with hydrostatic machines. ***FLAIL MOWER 40" WORKING WIDTH***

WEIGHT
Attachment Size: 14' 5" REACH

10DL1000U/CSP150 (#IS3468-023-61)

Call 770-908-9439 or check website for Price



Manufacturer: EI ATTACHMENTS
Machine Size: SSL
Description: Hydraulic boom mower, perfect for road maintenance and other applications. For use with hydrostatic machines. ***SICKLE CUTTER 59" WORKING WIDTH***

Attachment Size: 14' 5" REACH

SWA540-D530/D004904 (#IS2012-023-17)

Call 770-908-9439 or check website for Price



Manufacturer: BAUMALIGHT
Machine Size: 5500LBS MINIMUM CARRIER WEIGHT
Description: BOOM MOWER FLAIL MOWER (F2000 TEETH) **CASE DRAIN REQUIRED**REQUIRES AUX CONTROLS 4 LIVE- use buttons built right into joy sticks in skidsteer

Attachment Size: 6' REACH 48" FLAIL MOWER

SWA550-D530/D004904 (#IS2013-023-17)

Call 770-908-9439 or check website for Price



Manufacturer: BAUMALIGHT
Machine Size: 5000LBS MINIMUM CARRIER WEIGHT
Description: BOOM MOWER FLAIL MOWER (F2000 TEETH) **CASE DRAIN REQUIRED** REQUIRES AUX CONTROLS 4 LIVE- use buttons built right into joy sticks in skidsteer

Attachment Size: 7.5 REACH 60" FLAIL MOWER

SWA560-D530/D004904 (#IS2014-023-17)

Call 770-908-9439 or check website for Price



Manufacturer: BAUMALIGHT
Machine Size: 6000LBS MINIMUM CARRIER WEIGHT
Description: BOOM MOWER FLAIL MOWER (F2000 TEETH) **CASE DRAIN REQUIRED**REQUIRES AUX CONTROLS 4 LIVE- use buttons built right into joy sticks in skidsteer

Attachment Size: 10' REACH 60" FLAIL MOWER

SWA750-HX750/D004904 (#IS1753-023-17)

Call 770-908-9439 or check website for Price



Manufacturer: BAUMALIGHT
Machine Size: 8,000LBS-12,500LBS
Description: BOOM MOWER ROTARY HEAD **CASE DRAIN REQUIRED**REQUIRES AUX CONTROLS 4 LIVE ON JOY STICKS- use buttons built right into joy sticks in skidsteer

Attachment Size: 7' REACH 42" ROTARY HEAD

SWF560-D530/D004909 (#IS1528-023-17)

Call 770-908-9439 or check website for Price



Manufacturer: BAUMALIGHT
Machine Size: 7,000LBS-12,500LBS
Description: BOOM MOWER FLAIL MOWER (F2000 FLAIL TEETH) **CASE DRAIN REQUIRED**REQUIRES AUX CONTROLS 4 LIVE ON JOY STICKS- use buttons built right into joy sticks in skidsteer

Attachment Size: 10' REACH 48" FLAIL MOWER

SWF580-D530/D004909 (#IS1761-023-17)

Call 770-908-9439 or check website for Price



Manufacturer: BAUMALIGHT
Machine Size: 8,000LBS-13,000LBS
Description: BOOM MOWER FLAIL MOWER (F2000 FLAIL TEETH) **CASE DRAIN REQUIRED**REQUIRES AUX CONTROLS 4 LIVE ON JOY STICKS- use buttons built right into joy sticks in skidsteer
Attachment Size: 14' REACH 48" FLAIL MOWER

BOOM MOWER TRACTOR 3PT

MDF270F001/ADR001G300/ARS001L018/ADT600G300 (#IS3983-000-67)

Call 770-908-9439 or check website for Price



Manufacturer: TIFERMEC
Machine Size: MIN.TRACTOR WEIGHT 1763 LB
Description: TIFERMEC MDF270F001 8' 8" BOOM MOWER (23" CUTTING FLAIL HEAD)
WEIGHT: 683 LBS
Attachment Size: 8' 8" MAX REACH

MDF300F001/ADR001G300/ARS001L018/ADT600G300 (#IS3984-000-67)

Call 770-908-9439 or check website for Price



Manufacturer: TIFERMEC
Machine Size: MIN.TRACTOR WEIGHT 2204 LB
Description: TIFERMEC MDF270F001 9' 8" BOOM MOWER (23" CUTTING FLAIL HEAD)
WEIGHT: 771 LBS
Attachment Size: 9' 8" MAX REACH

MDG380G001/ADR001G300/ARS001L018/ADT600G300 (#IS3985-000-67)

Call 770-908-9439 or check website for Price



Manufacturer: TIFERMEC
Machine Size: MIN.TRACTOR WEIGHT 3968 LB
Description: TIFERMEC MDG380G001 12' 4" BOOM MOWER (31.5" CUTTING FLAIL HEAD)
WEIGHT: 992 LBS
Attachment Size: 12' 4" MAX REACH

MDL450L001/ADR001L450/ARS001P050/ADT600L450 (#IS3982-000-67)

Call 770-908-9439 or check website for Price



Manufacturer: TIFERMEC
Machine Size: MIN.TRACTOR WEIGHT 5500 LB
Description: TIFERMEC 450L 14' 8" BOOM MOWER (39" CUTTING FLAIL HEAD)
WEIGHT: 1697 LBS
Attachment Size: 14' 8" MAX REACH

MDP500P001/ADR001G300/ARS001L018/ADT600P500 (#IS3986-000-67)

Call 770-908-9439 or check website for Price



Manufacturer: TIFERMEC
Machine Size: MIN.TRACTOR WEIGHT 7054 LB
Description: TIFERMEC 500P 16' 3" BOOM MOWER (39" CUTTING FLAIL HEAD)
WEIGHT: 2314 LBS
Attachment Size: 16' 3" MAX REACH

MTS260R120/ATI370B160 (#IS3987-000-67)

Call 770-908-9439 or check website for Price



Manufacturer: TIFERMEC
Machine Size: MIN.TRACTOR WEIGHT 1200 LB
Description: 3PT HITCH Hedge Cutter TS Series Mod. TS260
WEIGHT: 462 LBS
Attachment Size: MAX REACH 5' 2"

MTS370R160/ATI370B160 (#IS3988-000-67)

Call 770-908-9439 or check website for Price



Manufacturer: TIFERMEC
Machine Size: MIN.TRACTOR WEIGHT 1984 LB
Description: 3PT HITCH Hedge Cutter TS Series Mod. TS370
WEIGHT: 573 LBS
Attachment Size: MAX REACH 17' 5"

TRACTOR PACK WING (#IS1529-023-17)


Call 770-908-9439 or check website for Price



Manufacturer: BAUMALIGHT
Machine Size: TRACTOR
Description: BOOM MOWER (CALL FOR PRICING) BAUMALIGHT WILL BUILD CUSTOM BOOM MOWERS FOR TRACTOR APPLICATIONS.
Attachment Size:


BOOM SKID STEER

**Prices subject to change at anytime..call for most up-to-date pricing.

1BP84CL (#IS4587-000-69)

Manufacturer: CONSTRUCTION ATTACHMENTS
Machine Size: SSL
Description: BOOM POLE EXTREME DUTY SKID STEER***18 Month Factory Warranty

Call 770-908-9439 or check website for Price

WEIGHT 272 LBS**Attachment Size:****1BP84OH (#IS4249-000-69)**

Manufacturer: CONSTRUCTION ATTACHMENTS
Machine Size: SSL
Description: BOOM POLE EXTREME DUTY SKID STEER***18 Month Factory Warranty

Call 770-908-9439 or check website for Price

WEIGHT 272 LBS**Attachment Size:****1TRB62 (#IS4573-000-69)**

Manufacturer: CONSTRUCTION ATTACHMENTS
Machine Size: SSL
Description: 62" XTREME DUTY TREE BOOM

Call 770-908-9439 or check website for Price

WEIGHT 256 LBS**Attachment Size:** 62" WORKING WIDTH**811140 (#IS0748-023-02)**

Manufacturer: WORKSAVER INC.
Machine Size: SSL
Description: Skid Steer Tree Crane Boom. Ideal for moving trees. Booms overall length is 59.25" Rated at 3,525 lbs.

Call 770-908-9439 or check website for Price

Attachment Size: 3,525 LBS**CE60-TH-STP (#IS2607-025-57)**

Manufacturer: ARROW
Machine Size: SSL
Description: Extension Booms 42"-139" 13,000LBS - 3000LBS

Call 770-908-9439 or check website for Price

Attachment Size: 13000LB-3000LB**LAF2210-0022 (#IS1994-025-34)**

Manufacturer: PALADIN
Machine Size: SSL
Description: BOOMS - LOADER
 Vertical Mast 70% of operating load not to exceed 6,000 lbs Max. Reach 30% of operating load not to exceed 6,000 lbs

Call 770-908-9439 or check website for Price

WEIGHT 440LBS**Attachment Size:****MTLB78-A (#IS2064-023-50)**

Manufacturer: MARTATCH
Machine Size: SSL
Description: TELESCOPIC LIFT BOOM-CAP. 3,000lbs CLOSED @ 48" - 1,500lbs EXTENDED @ 78"

Call 770-908-9439 or check website for Price

Attachment Size: 3,000lbs CLOSED @ 48"-
1,500lbs EXTENDED @ 78"**BOX BLADE HYDRAULIC SCRAPER****4C580R (#IS4725-023-70)**

Manufacturer: CAMMOND
Machine Size: TRACTOR
Description: CAMMOND 80" HYDRAULIC SCRAPER Replacement End Plate Wear Bits 8 SHANKS, CAT I OR II, FLOATING TAILBOARD Unit Includes Cylinder – No Hoses Or Couplers

Call 770-908-9439 or check website for Price

WEIGHT 1525 LBS**Attachment Size:** 80" WORKING WIDTH**4C584R (#IS4724-023-70)**

Manufacturer: CAMMOND
Machine Size: TRACTOR
Description: CAMMOND 84" HYDRAULIC SCRAPER Replacement End Plate Wear Bits 8 SHANKS, CAT I OR II, FLOATING TAILBOARD Unit Includes Cylinder – No Hoses Or Couplers

Call 770-908-9439 or check website for Price

WEIGHT 1525 LBS**Attachment Size:** 84" WORKING WIDTH**4C588R (#IS4726-023-70)**

Manufacturer: CAMMOND
Machine Size: TRACTOR
Description: CAMMOND 88" HYDRAULIC SCRAPER Replacement End Plate Wear Bits 8 SHANKS, CAT I OR II, FLOATING TAILBOARD Unit Includes Cylinder – No Hoses Or Couplers

Call 770-908-9439 or check website for Price

WEIGHT 1525 LBS**Attachment Size:** 88" WORKING WIDTH

4C596R (#IS4727-023-70)



Manufacturer: CAMMOND
Machine Size: TRACTOR
Description: CAMMOND 96" HYDRAULIC SCRAPER Replacement End Plate Wear Bits 8 SHANKS, CAT I OR II, FLOATING TAILBOARD Unit Includes Cylinder – No Hoses Or Couplers

Call 770-908-9439 or check website for Price

WEIGHT: 1525 LBS
Attachment Size: 96" WORKING WIDTH

BOX BLADE TRACTOR MAX 40HP

BB48 (#IS4728-023-70)



Manufacturer: CAMMOND
Machine Size: TRACTOR
Description: CAMMOND 4 FT BOX BLADE 48" Economy Box Blade ~ Cat. I – Quick Hitch Comp. ~ 40 HP Max Rated

Call 770-908-9439 or check website for Price

WEIGHT: 300 LBS
Attachment Size: 48" WORKING WIDTH

BB54 (#IS4729-023-70)



Manufacturer: CAMMOND
Machine Size: TRACTOR
Description: CAMMOND 4'6" FT BOX BLADE 54" Economy Box Blade ~ Cat. I – Quick Hitch Comp. ~ 40 HP Max Rated

Call 770-908-9439 or check website for Price

WEIGHT: 325 LBS
Attachment Size: 54" WORKING WIDTH

BB60 (#IS4730-023-70)



Manufacturer: CAMMOND
Machine Size: TRACTOR
Description: CAMMOND 5 FT BOX BLADE 5' Economy Box Blade ~ Cat. I – Quick Hitch Comp. ~ 40 HP Max Rated

Call 770-908-9439 or check website for Price

WEIGHT: 365 LBS
Attachment Size: 60" WORKING WIDTH

BB66 (#IS4731-023-70)



Manufacturer: CAMMOND
Machine Size: TRACTOR
Description: CAMMOND 5'6" FT BOX BLADE 66" Economy Box Blade ~ Cat. I – Quick Hitch Comp. ~ 40 HP Max Rated

Call 770-908-9439 or check website for Price

WEIGHT: 365 LBS
Attachment Size: 66" WORKING WIDTH

BB72 (#IS4732-023-70)



Manufacturer: CAMMOND
Machine Size: TRACTOR
Description: CAMMOND 6 FT BOX BLADE 6' Economy Box Blade ~ Cat. I – Quick Hitch Comp. ~ 40 HP Max Rated

Call 770-908-9439 or check website for Price

WEIGHT: 410 LBS
Attachment Size: 72" WORKING WIDTH

BOX BLADES TRACTOR 3PT HITCH

341320 (#IS3821-023-02)



Manufacturer: WORKSAVER INC.
Machine Size: TRACTOR
Description: Box Scrapers If you need a box scraper to perform site preparation or restoration, or use for applicable farm practices, then our heavy duty box scrapers are what you need. They are ruggedly built with the features you need. The scarifier height can be adjusted to loosen the soil at a desired depth or raised out of the way. Each box scraper has a reversible cutting edge to scrape material into the box area.

Call 770-908-9439 or check website for Price

Attachment Size: 48" WORKING WIDTH

448STD (#IS3885-000-64)



Manufacturer: MK MARTIN
Machine Size: TRACTOR
Description: Box Blade

Call 770-908-9439 or check website for Price

WEIGHT: 308 LBS
Attachment Size: 48" WORKING WIDTH

560STD (#IS3886-000-64)




Manufacturer: MK MARTIN
Machine Size: TRACTOR
Description: Box Blade

Call 770-908-9439 or check website for Price

WEIGHT: 348 LBS
Attachment Size: 60" WORKING WIDTH

566HD (#IS3887-000-64)




Manufacturer: MK MARTIN
Machine Size: TRACTOR
Description: Box Blade

Call 770-908-9439 or check website for Price

WEIGHT: 415 LBS
Attachment Size: 66" WORKING WIDTH

672HD (#IS3888-000-64)




Manufacturer: MK MARTIN
Machine Size: TRACTOR
Description: Box Blade

Call 770-908-9439 or check website for Price

WEIGHT: 450 LBS
Attachment Size: 72" WORKING WIDTH

784DLX (#IS3890-000-64)




Manufacturer: MK MARTIN
Machine Size: TRACTOR
Description: Box Blade

Call 770-908-9439 or check website for Price

WEIGHT: 555 LBS
Attachment Size: 84" WORKING WIDTH

784HD (#IS3889-000-64)



Manufacturer: MK MARTIN
Machine Size: TRACTOR
Description: Box Blade

Call 770-908-9439 or check website for Price

WEIGHT: 500 LBS
Attachment Size: 84" WORKING WIDTH

896DLX (#IS3891-000-64)



Manufacturer: MK MARTIN
Machine Size: TRACTOR
Description: Box Blade

Call 770-908-9439 or check website for Price

WEIGHT: 612 LBS
Attachment Size: 96" WORKING WIDTH

LLP-10 (#IS3911-000-64)



Manufacturer: MK MARTIN
Machine Size: TRACTOR
Description: Land Leveler 3 PT HITCH

Call 770-908-9439 or check website for Price

WEIGHT: 956 LBS
Attachment Size: 120" WORKING WIDTH

LLP-12 (#IS3912-000-64)



Manufacturer: MK MARTIN
Machine Size: TRACTOR
Description: Land Leveler 3 PT HITCH

Call 770-908-9439 or check website for Price

WEIGHT: 1077 LBS
Attachment Size: 144" WORKING WIDTH

LLP-8 (#IS3909-000-64)



Manufacturer: MK MARTIN
Machine Size: TRACTOR
Description: Land Leveler 3 PT HITCH

Call 770-908-9439 or check website for Price

WEIGHT: 836 LBS
Attachment Size: 96" WORKING WIDTH

Y484BS (#IS2514-025-52)



Manufacturer: FARM KING
Machine Size: TRACTOR 20-40HP
Description: 48" Box Scraper c/w 3 Scarifiers

Call 770-908-9439 or check website for Price

Attachment Size: 48" WORKING WIDTH

Y604BS (#IS2515-025-52)



Manufacturer: FARM KING
Machine Size: TRACTOR 20-45HP
Description: 60" Box Scraper c/w 4 Scarifiers

Call 770-908-9439 or check website for Price

Attachment Size: 60" WORKING WIDTH

Y725BS (#IS2516-025-52)



Manufacturer: FARM KING
Machine Size: TRACTOR 25-55HP
Description: 72" Box Scraper c/w 5 Scarifiers

Call 770-908-9439 or check website for Price

Attachment Size: 72" WORKING WIDTH

Y846BS (#IS2517-025-52)



Manufacturer: FARM KING
Machine Size: TRACTOR
Description: 84" Box Scraper c/w 6 Scarifiers

Call 770-908-9439 or check website for Price

Attachment Size: 84" WORKING WIDTH

BROOM ANGLE WHEEL LOADER

21321MH2/LAF1661-0217 (#IS4054-025-34)



Manufacturer: PALADIN
Machine Size: CAT 926M FUSION COUPLER WHEEL LOADER

Call 770-908-9439 or check website for Price

WEIGHT: 2240 LBS

Attachment Size: 120" WORKING WIDTH

Description:

The Sweepster WLA Broom (Truck and Large Articulated Wheel Loader Angle Sweeper) is designed for use on large wheel loaders up to 5 yards capacity. Use for windrowing material left, right and straight. Available in 10- and 12-foot widths and with manual or hydraulic angling. Also, handles high flows and operating pressures.

BROOM BUCKET BACKHOE

20384M (#IS3406-025-34)



Manufacturer: PALADIN
Machine Size: BACKHOE
Description: BACKHOE HIGH DUMP BUCKET BROOM

Call 770-908-9439 or check website for Price

GPM: 15-25

Attachment Size: 84" WORKING WIDTH

20384M/28-10118/28-9139 (#IS3407-025-34)



Manufacturer: PALADIN
Machine Size: BACKHOE
Description: BACKHOE HIGH DUMP BUCKET BROOM WITH GUTTER BROOM**MUST SPECIFY MOUNT**AND 25 GALLON SPRINKER KIT (12 VOLT)

Call 770-908-9439 or check website for Price

GPM: 15-25

Attachment Size: 84" WORKING WIDTH

20396M (#IS3415-025-34)



Manufacturer: PALADIN
Machine Size: BACKHOE
Description: BACKHOE HIGH DUMP BUCKET BROOM **MUST SPECIFY MOUNT**

Call 770-908-9439 or check website for Price

GPM: 15-25

Attachment Size: 96" WORKING WIDTH

20396M/28-10118/28-9139 (#IS3408-025-34)



Manufacturer: PALADIN
Machine Size: BACKHOE
Description: BACKHOE HIGH DUMP BUCKET BROOM WITH GUTTER BROOM**MUST SPECIFY MOUNT** AND 25 GALLON SPRINKER KIT (12 VOLT)

Call 770-908-9439 or check website for Price

GPM: 15-25

Attachment Size: 96" WORKING WIDTH

20397M (#IS3414-025-34)



Manufacturer: PALADIN
Machine Size: BACKHOE
Description: BACKHOE HIGH DUMP BUCKET BROOM**MUST SPECIFY MOUNT**

Call 770-908-9439 or check website for Price

GPM: 26-50

Attachment Size: 96" WORKING WIDTH

20397M/28-10118/28-9139 (#IS3409-025-34)



Manufacturer: PALADIN
Machine Size: BACKHOE
Description: BACKHOE HIGH DUMP BUCKET BROOM WITH GUTTER BROOM**MUST SPECIFY MOUNT** AND 25 GALLON SPRINKER KIT (12 VOLT)

Call 770-908-9439 or check website for Price

GPM: 26-50

Attachment Size: 96" WORKING WIDTH

20409M (#IS3413-025-34)



Manufacturer: PALADIN
Machine Size: BACKHOE
Description: BACKHOE HIGH DUMP BUCKET BROOM**MUST SPECIFY MOUNT**

Call 770-908-9439 or check website for Price

GPM: 26-50

Attachment Size: 108" WORKING WIDTH

**Prices subject to change at anytime..call for most up-to-date pricing.

20409M/28-10118/28-9139 (#IS3410-025-34)



Manufacturer: PALADIN
Machine Size: BACKHOE
Description: BACKHOE HIGH DUMP BUCKET BROOM WITH GUTTER BROOM**MUST SPECIFY MOUNT** AND 25 GALLON SPRINKER KIT (12 VOLT)

Call 770-908-9439 or check website for Price

GPM: 26-50
Attachment Size: 108" WORKING WIDTH

20497M (#IS3412-025-34)



Manufacturer: PALADIN
Machine Size: BACKHOE
Description: BACKHOE HIGH DUMP BUCKET BROOM**MUST SPECIFY MOUNT**

Call 770-908-9439 or check website for Price

GPM: 26-50
Attachment Size: 96" WORKING WIDTH

20497M/28-10118/28-9139 (#IS3411-025-34)



Manufacturer: PALADIN
Machine Size: BACKHOE
Description: BACKHOE HIGH DUMP BUCKET BROOM WITH GUTTER BROOM**MUST SPECIFY MOUNT** AND 25 GALLON SPRINKER KIT (12 VOLT)

Call 770-908-9439 or check website for Price

GPM: 26-50
Attachment Size: 96" WORKING WIDTH

BROOM BUCKET FORK LIFT

02EL1500/02EM0040 (#IS3465-023-61)



Manufacturer: EI ATTACHMENTS
Machine Size: FORK LIFT
Description: The industrial sweeper is self-loading and easily adaptable to any forklift THAT HAS SIDE SHIFT AND IS NOT ELECTRIC**60" WORKING WIDTH

Call 770-908-9439 or check website for Price

Attachment Size: 60" WORKING WIDTH

02EL2000/02EM0040 (#IS3466-023-61)



Manufacturer: EI ATTACHMENTS
Machine Size: FORK LIFT
Description: The industrial sweeper is self-loading and easily adaptable to any forklift THAT HAS SIDE SHIFT AND IS NOT ELECTRIC**78" WORKING WIDTH

Call 770-908-9439 or check website for Price

Attachment Size: 78" WORKING WIDTH

02EL2500/02EM0040 (#IS3467-023-61)



Manufacturer: EI ATTACHMENTS
Machine Size: FORK LIFT
Description: The industrial sweeper is self-loading and easily adaptable to any forklift THAT HAS SIDE SHIFT AND IS NOT ELECTRIC**98" WORKING WIDTH

Call 770-908-9439 or check website for Price

Attachment Size: 98" WORKING WIDTH

BROOM BUCKET SKID STEER

03CBR1850SP (#IS3448-023-61)



Manufacturer: EI ATTACHMENTS
Machine Size: SSL
Description: BUCKET BROOM ASPHALT SPECIAL*** BOLT ON REVERSIBLE CUTTING EDGE WITH SIDE CUTTERS*** DIRECT DRIVE MOTOR***PLUG AND PLAY***POLY WIRE MIX***WEIGHT 993LBS

Call 770-908-9439 or check website for Price

GPM: 15-25
Attachment Size: 72" WORKING WIDTH

03CBR2150SP (#IS3449-023-61)



Manufacturer: EI ATTACHMENTS
Machine Size: SSL
Description: BUCKET BROOM ASPHALT SPECIAL*** BOLT ON REVERSIBLE CUTTING EDGE WITH SIDE CUTTERS*** DIRECT DRIVE MOTOR***PLUG AND PLAY***POLY WIRE MIX***WEIGHT 1102LBS

Call 770-908-9439 or check website for Price

GPM: 15-25
Attachment Size: 84" WORKING WIDTH

03CBT11850SP (#IS3450-023-61)



Manufacturer: EI ATTACHMENTS
Machine Size: SSL
Description: BUCKET BROOM*** BOLT ON REVERSIBLE CUTTING EDGE WITH SIDE CUTTERS***CHAIN DRIVE MOTOR***PLUG AND PLAY***POLY WIRE MIX***WEIGHT 926LBS

Call 770-908-9439 or check website for Price

GPM: 15-25
Attachment Size: 72" WORKING WIDTH

**Prices subject to change at anytime..call for most up-to-date pricing.

03CBTI2150SP (#IS3452-023-61)



Manufacturer: EI ATTACHMENTS
Machine Size: SSL
Description: BUCKET BROOM*** BOLT ON REVERSIBLE CUTTING EDGE WITH SIDE CUTTERS***CHAIN DRIVE MOTOR***PLUG AND PLAY***POLY WIRE MIX***WEIGHT 1014LBS

Call 770-908-9439 or check website for Price

GPM: 15-25
Attachment Size: 84" WORKING WIDTH

21560M-0022 (#IS3345-025-34)



Manufacturer: PALADIN
Machine Size: SSL 15GPM-25GPM
Description: 60" BUCKET BROOM POLY WIRE MIX **PLUG & PLAY**(SB HOPPER BROOMS) (INCLUDES BOLT-ON EDGE)

Call 770-908-9439 or check website for Price

GPM: 15-25
Attachment Size: 60" WORKING WIDTH

21560P-0022 (#IS3344-025-34)



Manufacturer: PALADIN
Machine Size: SSL 15GPM-25GPM
Description: 60" BUCKET BROOM 100% POLY **PLUG & PLAY**(SB HOPPER BROOMS) (INCLUDES BOLT-ON EDGE)

Call 770-908-9439 or check website for Price

GPM: 15-25
Attachment Size: 60" WORKING WIDTH

21572M-0022 (#IS2572-025-34)



Manufacturer: PALADIN
Machine Size: SSL 15GPM-25GPM
Description: 72" BUCKET BROOM POLY WIRE MIX **PLUG & PLAY**(SB HOPPER BROOMS) (INCLUDES BOLT-ON EDGE)

Call 770-908-9439 or check website for Price

GPM: 15-25
Attachment Size: 72" WORKING WIDTH

21572P-0022 (#IS3341-025-34)



Manufacturer: PALADIN
Machine Size: SSL 15GPM-25GPM
Description: 72" BUCKET BROOM 100% POLY **PLUG & PLAY**(SB HOPPER BROOMS) (INCLUDES BOLT-ON EDGE)

Call 770-908-9439 or check website for Price

GPM: 15-25
Attachment Size: 72" WORKING WIDTH

21584M-0022 (#IS1558-025-34)



Manufacturer: PALADIN
Machine Size: SSL 15GPM-25GPM
Description: 84" BUCKET BROOM POLY WIRE MIX **PLUG & PLAY**(SB HOPPER BROOMS) (INCLUDES BOLT-ON EDGE)

Call 770-908-9439 or check website for Price

GPM: 15-25
Attachment Size: 84" WORKING WIDTH

21584P-0022 (#IS3343-025-34)



Manufacturer: PALADIN
Machine Size: SSL 15GPM-25GPM
Description: 84" BUCKET BROOM 100% POLY **PLUG & PLAY**(SB HOPPER BROOMS) (INCLUDES BOLT-ON EDGE)

Call 770-908-9439 or check website for Price

GPM: 15-25
Attachment Size: 84" WORKING WIDTH

MPUB72-A (#IS2742-023-50)



Manufacturer: MARTATCH
Machine Size: SSL 15GPM-25GPM
Description: 72" BUCKET BROOM 100% POLY **PLUG & PLAY**

Call 770-908-9439 or check website for Price

GPM: 15-25
Attachment Size: 72" WORKING WIDTH

MPUB84-A (#IS2743-023-50)



Manufacturer: MARTATCH
Machine Size: SSL 15GPM-25GPM
Description: 84" BUCKET BROOM 100% POLY **PLUG & PLAY**

Call 770-908-9439 or check website for Price

GPM: 15-25
Attachment Size: 84" WORKING WIDTH

MPUB96-A (#IS2744-023-50)



Manufacturer: MARTATCH
Machine Size: SSL 15GPM-25GPM
Description: 96" BUCKET BROOM 100% POLY **PLUG & PLAY**

Call 770-908-9439 or check website for Price

GPM: 15-25
Attachment Size: 96" WORKING WIDTH

VRS5M-0022 (#IS1923-025-34)



Manufacturer: PALADIN
Machine Size: SSL 15GPM-25GPM
Description: 60" BUCKET BROOM POLY WIRE MIX **PLUG & PLAY** (VRS BROOMS) (INCLUDES BOLT-ON EDGE)

Call 770-908-9439 or check website for Price

GPM: 15-25
Attachment Size: 60" WORKING WIDTH

VRS6M-0022 (#IS1924-025-34)



Manufacturer: PALADIN
Machine Size: SSL 15GPM-25GPM
Description: 72" BUCKET BROOM POLY WIRE MIX **PLUG & PLAY** (VRS BROOMS) (INCLUDES BOLT-ON EDGE)

Call 770-908-9439 or check website for Price

GPM: 15-25
Attachment Size: 72" WORKING WIDTH

VRS7M-0022 (#IS1925-025-34)



Manufacturer: PALADIN
Machine Size: SSL 15GPM-25GPM
Description: 84" BUCKET BROOM POLY WIRE MIX **PLUG & PLAY** (VRS BROOMS) (INCLUDES BOLT-ON EDGE)

Call 770-908-9439 or check website for Price

GPM: 15-25
Attachment Size: 84" WORKING WIDTH

BROOM BUCKET WHEEL LOADER

20384M (#IS3397-025-34)



Manufacturer: PALADIN
Machine Size: WHEEL LOADER
Description: WHEEL LOADER HIGH DUMP BUCKET BROOM

Call 770-908-9439 or check website for Price

GPM: 15-25
Attachment Size: 84" WORKING WIDTH

20384M/28-10118/28-9139 (#IS3402-025-34)



Manufacturer: PALADIN
Machine Size: WHEEL LOADER
Description: WHEEL LOADER HIGH DUMP BUCKET BROOM WITH GUTTER BROOM AND 25 GALLON SPRINKER KIT (12 VOLT)

Call 770-908-9439 or check website for Price

GPM: 15-25
Attachment Size: 84" WORKING WIDTH

20396M (#IS3396-025-34)



Manufacturer: PALADIN
Machine Size: WHEEL LOADER
Description: WHEEL LOADER HIGH DUMP BUCKET BROOM

Call 770-908-9439 or check website for Price

GPM: 15-25
Attachment Size: 96" WORKING WIDTH

20396M/28-10118/28-9139 (#IS3403-025-34)



Manufacturer: PALADIN
Machine Size: WHEEL LOADER
Description: WHEEL LOADER HIGH DUMP BUCKET BROOM WITH GUTTER BROOM AND 25 GALLON SPRINKER KIT (12 VOLT)

Call 770-908-9439 or check website for Price

GPM: 15-25
Attachment Size: 96" WORKING WIDTH

20397M (#IS3398-025-34)



Manufacturer: PALADIN
Machine Size: WHEEL LOADER
Description: WHEEL LOADER HIGH DUMP BUCKET BROOM

Call 770-908-9439 or check website for Price

GPM: 26-50
Attachment Size: 96" WORKING WIDTH

20397M/28-10118/28-9139 (#IS3404-025-34)



Manufacturer: PALADIN
Machine Size: WHEEL LOADER
Description: WHEEL LOADER HIGH DUMP BUCKET BROOM WITH GUTTER BROOM AND 25 GALLON SPRINKER KIT (12 VOLT)

Call 770-908-9439 or check website for Price

GPM: 26-50
Attachment Size: 96" WORKING WIDTH

20409M (#IS3400-025-34)



Manufacturer: PALADIN
Machine Size: WHEEL LOADER
Description: WHEEL LOADER HIGH DUMP BUCKET BROOM

Call 770-908-9439 or check website for Price

GPM: 26-50
Attachment Size: 108" WORKING WIDTH

20409M/28-10118/28-9139 (#IS3405-025-34)



Manufacturer: PALADIN
Machine Size: WHEEL LOADER
Description: WHEEL LOADER HIGH DUMP BUCKET BROOM WITH GUTTER BROOM AND 25 GALLON SPRINKER KIT (12 VOLT)

Call 770-908-9439 or check website for Price

GPM: 26-50

Attachment Size: 108" WORKING WIDTH

20497M (#IS3399-025-34)



Manufacturer: PALADIN
Machine Size: WHEEL LOADER
Description: WHEEL LOADER HIGH DUMP BUCKET BROOM

Call 770-908-9439 or check website for Price

GPM: 26-50

Attachment Size: 96" WORKING WIDTH

20497M/28-10118/28-9139 (#IS3401-025-34)



Manufacturer: PALADIN
Machine Size: WHEEL LOADER
Description: WHEEL LOADER HIGH DUMP BUCKET BROOM WITH GUTTER BROOM AND 25 GALLON SPRINKER KIT (12 VOLT)

Call 770-908-9439 or check website for Price

GPM: 26-50

Attachment Size: 96" WORKING WIDTH

BROOM FRONT LOADER MOUNT

22260MH-0022/28-1075411-7692/11-7692 (#IS4119-025-34)



Manufacturer: PALADIN
Machine Size: TRACTOR
Description: COMPACT TRACTOR LOADER ANGLE BROOM - HYDRAULIC DRIVE -HYDRAULIC ANGLE - 3-point mounted hydraulic system with tank, PTO driven pump & pressure relief

Call 770-908-9439 or check website for Price

WEIGHT: 440 LBS

Attachment Size: 60" WORKING WIDTH

610605/610702 (#IS0860-023-02)



Manufacturer: WORKSAVER INC.
Machine Size: TRACTOR
Description: 5-ft Unv. Front loader mount rotary broom 32" dia. poly broom. Manual Angle broom. MUST SPECIFY MOUNT

Call 770-908-9439 or check website for Price

Attachment Size: 5' WORKING WIDTH

610615/610702 (#IS0862-023-02)



Manufacturer: WORKSAVER INC.
Machine Size: TRACTOR
Description: 6-ft Unv. Front loader mount rotary broom 32" dia. poly broom. Manual Angle broom. MUST SPECIFY MOUNT

Call 770-908-9439 or check website for Price

Attachment Size: 6' WORKING WIDTH

610620/610702 (#IS0863-023-02)



Manufacturer: WORKSAVER INC.
Machine Size: TRACTOR 10GPM-20GPM
Description: 6-ft Unv. Front loader mount rotary broom 32" dia. poly / wire broom. Manual Angle broom. MUST SPECIFY MOUNT

Call 770-908-9439 or check website for Price

Attachment Size: 6' WORKING WIDTH

610625/610702 (#IS0864-023-02)



Manufacturer: WORKSAVER INC.
Machine Size: TRACTOR
Description: 7-ft Unv. Front loader mount rotary broom 32" dia. poly broom. Manual Angle broom. MUST SPECIFY MOUNT

Call 770-908-9439 or check website for Price

Attachment Size: 7' WORKING WIDTH

610630/610702 (#IS0865-023-02)



Manufacturer: WORKSAVER INC.
Machine Size: TRACTOR
Description: 7-ft Unv. Front loader mount rotary broom 32" dia. poly / wire broom. Manual Angle broom. MUST SPECIFY MOUNT

Call 770-908-9439 or check website for Price

Attachment Size: 7' WORKING WIDTH

610635/610665/610702 (#IS0866-023-02)



Manufacturer: WORKSAVER INC.
Machine Size: TRACTOR
Description: 5-ft Poly broom (32 dia.) for John Deere 400/500 series loader.COMES WITH GAUGE WHEEL AND MANUAL ANGLE KIT

Call 770-908-9439 or check website for Price

Attachment Size: 5' WORKING WIDTH

610640/610665/610702 (#IS0867-023-02)

Call 770-908-9439 or check website for Price



Manufacturer WORKSAVER INC.

Machine Size: TRACTOR

Description: 5-ft Poly /Wire broom (32 dia.) for John Deere 400/500 series loader. COMES WITH GAUGE WHEEL AND MANUAL ANGLE KIT

Attachment Size: 5' WORKING WIDTH

610645/610665/610702 (#IS0868-023-02)

Call 770-908-9439 or check website for Price



Manufacturer WORKSAVER INC.

Machine Size: TRACTOR

Description: 6-ft Poly broom (32 dia.) for John Deere 400/500 series loader. COMES WITH GAUGE WHEEL AND MANUAL ANGLE KIT

Attachment Size: 6' WORKING WIDTH

610650/610665/610702 (#IS0869-023-02)

Call 770-908-9439 or check website for Price



Manufacturer WORKSAVER INC.

Machine Size: TRACTOR

Description: 6-ft Poly /Wire broom (32 dia.) for John Deere 400/500 series loader. COMES WITH GAUGE WHEEL AND MANUAL ANGLE KIT

Attachment Size: 6' WORKING WIDTH

610655/610665/610702 (#IS2579-023-02)

Call 770-908-9439 or check website for Price



Manufacturer WORKSAVER INC.

Machine Size: TRACTOR

Description: 7-ft Poly Broom for John Deere 400/500 series loader. Manual Angle. Dual Gauge wheel kit. Poly

Attachment Size: 7' WORKING WIDTH

BROOM MINI SKID STEER

22641MM-0961 (#IS2260-025-34)

Call 770-908-9439 or check website for Price



Manufacturer PALADIN

Machine Size: MINI 4GPM-8GPM

Description: MINI ANGLE BROOM (SWEEPER) POLY WIRE MIX MANUAL ANGLE

GPM 4-8

Attachment Size: 42" WORKING WIDTH

22642MM-0961 (#IS2262-025-34)

Call 770-908-9439 or check website for Price



Manufacturer PALADIN

Machine Size: MINI 6GPM-12GPM

Description: MINI ANGLE BROOM (SWEEPER) POLY WIRE MIX MANUAL ANGLE

GPM 6-12

Attachment Size: 42" WORKING WIDTH

22647MM-0961 (#IS2261-025-34)

Call 770-908-9439 or check website for Price



Manufacturer PALADIN

Machine Size: MINI 4GPM-8GPM

Description: MINI ANGLE BROOM (SWEEPER) POLY WIRE MIX MANUAL ANGLE

GPM 4-8

Attachment Size: 48" WORKING WIDTH

22648MM-0961 (#IS2263-025-34)

Call 770-908-9439 or check website for Price



Manufacturer PALADIN

Machine Size: MINI 6GPM-12GPM

Description: MINI ANGLE BROOM (SWEEPER) POLY WIRE MIX MANUAL ANGLE

GPM 6-12

Attachment Size: 48" WORKING WIDTH

22660MM-0961 (#IS2264-025-34)

Call 770-908-9439 or check website for Price



Manufacturer PALADIN

Machine Size: MINI 6GPM-12GPM

Description: MINI ANGLE BROOM (SWEEPER) POLY WIRE MIX MANUAL ANGLE

GPM 6-12

Attachment Size: 60" WORKING WIDTH

MAPB60-A (#IS2717-023-50)

Call 770-908-9439 or check website for Price



Manufacturer MARTATCH

Machine Size: MINI ***PUSH BROOM***

Description: 60" HYDRAULIC ANGLE PUSH BROOM

HYDRAULIC ANGLE PUSH BROOM

Attachment Size: 60" WORKING WIDTH

MRS2448-A (#IS2713-023-50)



Manufacturer: MARTATCH
Machine Size: MINI 6GPM-12GPM
Description: 48" ROTARY SWEEPER - 24" Diameter Drum HYDRAULIC ANGLE BROOM

Call 770-908-9439 or check website for Price

GPM: 6-12
Attachment Size: 48" WORKING WIDTH

BROOM PUSH SKID STEER

MAPB72-A (#IS2718-023-50)



Manufacturer: MARTATCH
Machine Size: SSL
Description: 72" HYDRAULIC ANGLE PUSH BROOM

Call 770-908-9439 or check website for Price

HYDRAULIC ANGLE: PUSH BROOM
Attachment Size: 72" WORKING WIDTH

MAPB84-A (#IS2719-023-50)



Manufacturer: MARTATCH
Machine Size: SSL
Description: 84" HYDRAULIC ANGLE PUSH BROOM

Call 770-908-9439 or check website for Price

HYDRAULIC ANGLE: PUSH BROOM
Attachment Size: 84" WORKING WIDTH

MAPB96-A (#IS2720-023-50)



Manufacturer: MARTATCH
Machine Size: SSL
Description: 96" HYDRAULIC ANGLE PUSH BROOM

Call 770-908-9439 or check website for Price

HYDRAULIC ANGLE: PUSH BROOM
Attachment Size: 96" WORKING WIDTH

BROOM ROTARY SKID STEER

03.CBO.2000SPHA (#IS4113-023-61)



Manufacturer: EI ATTACHMENTS
Machine Size: SSL 15GPM-25GPM
Description: HYDRAULIC ANGLE SKID STEER BROOM 78" WORKING WIDTH

Call 770-908-9439 or check website for Price

WEIGHT: 684 LBS
Attachment Size: 78" WORKING WIDTH

03.CBO.2150SPHA (#IS4114-023-61)



Manufacturer: EI ATTACHMENTS
Machine Size: SSL 15GPM-25GPM
Description: HYDRAULIC ANGLE SKID STEER BROOM 85" WORKING WIDTH

Call 770-908-9439 or check website for Price

WEIGHT: 734 LBS
Attachment Size: 85" WORKING WIDTH

22072MH-0022/28-10754 (#IS2388-025-34)



Manufacturer: PALADIN
Machine Size: SSL 12GPM-25GPM
Description: 6 ft hydraulic drive brush head HYDRAULIC ANGLE POLY WIRE MIX

Call 770-908-9439 or check website for Price

GPM: 12-25
Attachment Size: 72" WORKING WIDTH

22072MM-0022 (#IS2255-025-34)



Manufacturer: PALADIN
Machine Size: SSL 12GPM-25GPM
Description: 6 ft hydraulic drive brush head MANUAL ANGLE POLY WIRE MIX

Call 770-908-9439 or check website for Price

GPM: 12-25
Attachment Size: 72" WORKING WIDTH

22084MH-0022/28-10754 (#IS2389-025-34)



Manufacturer: PALADIN
Machine Size: SSL 12GPM-25GPM
Description: 7 ft hydraulic drive brush head HYDRAULIC ANGLE POLY WIRE MIX

Call 770-908-9439 or check website for Price

GPM: 12-25
Attachment Size: 84" WORKING WIDTH

22084MM-0022 (#IS2256-025-34)



Manufacturer: PALADIN
Machine Size: SSL 12GPM-25GPM
Description: 7 ft hydraulic drive brush head MANUAL ANGLE POLY WIRE MIX

Call 770-908-9439 or check website for Price

GPM: 12-25
Attachment Size: 84" WORKING WIDTH

**Prices subject to change at anytime..call for most up-to-date pricing.

22096MH-0022/28-10754 (#IS2390-025-34)



Manufacturer: PALADIN
Machine Size: SSL 12GPM-25GPM
Description: 8 ft hydraulic drive brush head HYDRAULIC ANGLE POLY WIRE MIX

Call 770-908-9439 or check website for Price

GPM: 12-25
Attachment Size: 96" WORKING WIDTH

610960/610940 (#IS0855-023-02)



Manufacturer: WORKSAVER INC.
Machine Size: SSL 12GPM-30GPM
Description: Skid Steer Rotary Broom
 5-ft. wide rotary broom with 32" dia. poly / wire brushes. **HYDRAULIC ANGLE**

Call 770-908-9439 or check website for Price

GPM: 12-30
Attachment Size: 5' WORKING WIDTH

610965/610940 (#IS0857-023-02)



Manufacturer: WORKSAVER INC.
Machine Size: SSL 12GPM-30GPM
Description: 6-ft. wide rotary broom with 32" dia. poly / wire brushes. **HYDRAULIC ANGLE**

Call 770-908-9439 or check website for Price

GPM: 12-30
Attachment Size: 6' WORKING WIDTH

610966/610940 (#IS0856-023-02)



Manufacturer: WORKSAVER INC.
Machine Size: SSL 12GPM-30GPM
Description: 6-ft. wide rotary broom with 32" dia. poly brushes. **HYDRAULIC ANGLE**

Call 770-908-9439 or check website for Price

GPM: 12-30
Attachment Size: 6' WORKING WIDTH

610970/610940 (#IS0859-023-02)



Manufacturer: WORKSAVER INC.
Machine Size: SSL 12GPM-30GPM
Description: 7-ft. wide rotary broom with 32" dia. poly / wire brushes. **HYDRAULIC ANGLE**

Call 770-908-9439 or check website for Price

GPM: 12-30
Attachment Size: 7' WORKING WIDTH

610971/610940 (#IS0858-023-02)



Manufacturer: WORKSAVER INC.
Machine Size: SSL 12GPM-30GPM
Description: 7-ft. wide rotary broom with 32" dia. poly brushes. **HYDRAULIC ANGLE**

Call 770-908-9439 or check website for Price

GPM: 12-30
Attachment Size: 7' WORKING WIDTH

MRS2460-A (#IS2714-023-50)



Manufacturer: MARTATCH
Machine Size: SSL 15GPM-25GPM
Description: 60" ROTARY SWEEPER - 24" Diameter Drum HYDRAULIC ANGLE BROOM

Call 770-908-9439 or check website for Price

GPM: 15-25
Attachment Size: 60" WORKING WIDTH

MRS2472-A (#IS2715-023-50)



Manufacturer: MARTATCH
Machine Size: SSL 15GPM-25GPM
Description: 72" ROTARY SWEEPER - 24" Diameter Drum HYDRAULIC ANGLE BROOM

Call 770-908-9439 or check website for Price

GPM: 15-25
Attachment Size: 72" WORKING WIDTH

MRS2484-A (#IS2716-023-50)



Manufacturer: MARTATCH
Machine Size: SSL 15GPM-25GPM
Description: 84" ROTARY SWEEPER - 24" Diameter Drum HYDRAULIC ANGLE BROOM

Call 770-908-9439 or check website for Price

GPM: 15-25
Attachment Size: 84" WORKING WIDTH

BROOM TRACTOR 3PT HITCH

610700/610703 (#IS0849-023-02)



Manufacturer: WORKSAVER INC.
Machine Size: 3PT
Description: 5-ft. Wide Rotary Broom with 32" dia. poly / wire wafers. Quick Hitch compatible. **HYDRAULIC ANGLE**

Call 770-908-9439 or check website for Price

Attachment Size: 5' WORKING WIDTH

610705/610703 (#IS0848-023-02)



Manufacturer WORKSAVER INC.
Machine Size: 3PT
Description: 5-ft. Wide Rotary Broom with 32" dia. poly wafers. Quick Hitch compatible. **HYDRAULIC ANGLE**

Call 770-908-9439 or check website for Price

Attachment Size: 5' WORKING WIDTH

610750/610703 (#IS0851-023-02)



Manufacturer WORKSAVER INC.
Machine Size: 3PT
Description: 6-ft. Wide Rotary Broom with 32" dia. poly / wire wafers. Quick Hitch compatible (Cat.I) **HYDRAULIC ANGLE**

Call 770-908-9439 or check website for Price

Attachment Size: 6' WORKING WIDTH

610755/610703 (#IS0850-023-02)



Manufacturer WORKSAVER INC.
Machine Size: 3PT
Description: 6-ft. Wide Rotary Broom with 32" dia. poly wafers. Quick Hitch compatible (Cat.I). **HYDRAULIC ANGLE**

Call 770-908-9439 or check website for Price

Attachment Size: 6' WORKING WIDTH

610800/610703 (#IS0853-023-02)



Manufacturer WORKSAVER INC.
Machine Size: 3PT
Description: 7-ft. Wide Rotary Broom with 32" dia. poly / wire wafers. Quick Hitch compatible (Cat.I) **HYDRAULIC ANGLE**

Call 770-908-9439 or check website for Price

Attachment Size: 7' WORKING WIDTH

610805/610703 (#IS0852-023-02)



Manufacturer WORKSAVER INC.
Machine Size: 3PT
Description: 7-ft. Wide Rotary Broom with 32" dia. poly wafers. Quick Hitch compatible (Cat.I) **HYDRAULIC ANGLE**

Call 770-908-9439 or check website for Price

Attachment Size: 7' WORKING WIDTH

RHFA5MM-0052 (#IS3958-025-34)



Manufacturer PALADIN
Machine Size: TRACTOR
Description: UTILITY TRACTOR REAR MOUNT ANGLE SWEEPER - MECHANICAL 3-POINT DRIVE

Call 770-908-9439 or check website for Price

Attachment Size: 60" WORKING WIDTH

RHFA6MM-0052 (#IS3956-025-34)



Manufacturer PALADIN
Machine Size: TRACTOR
Description: UTILITY TRACTOR REAR MOUNT ANGLE SWEEPER - MECHANICAL 3-POINT DRIVE

Call 770-908-9439 or check website for Price

Attachment Size: 72" WORKING WIDTH

RHFA7MM-0052 (#IS3955-025-34)



Manufacturer PALADIN
Machine Size: TRACTOR
Description: UTILITY TRACTOR REAR MOUNT ANGLE SWEEPER - MECHANICAL 3-POINT DRIVE

Call 770-908-9439 or check website for Price

Attachment Size: 84" WORKING WIDTH

RHFA8MM-0052 (#IS3957-025-34)



Manufacturer PALADIN
Machine Size: TRACTOR
Description: UTILITY TRACTOR REAR MOUNT ANGLE SWEEPER - MECHANICAL 3-POINT DRIVE

Call 770-908-9439 or check website for Price

Attachment Size: 96" WORKING WIDTH

BRUSH CUTTER FRONT LOADER MOUNT

MPT30-10/210-768 (#IS1937-025-55)



Manufacturer BROWN PRODUCTS
Machine Size: 45HP-65HP/10GPM-15GPM
Description: MULTI-POSITION LIMB TRIMMER AND BRUSH CUTTER**HOSES SUPPLIED TO THIRD FUNCTION** PLEASE FOLLOW INSTRUCTIONS ON PAGE 24 OF THE OWNERS MANUAL

Call 770-908-9439 or check website for Price

WEIGHT 565 LBS

Attachment Size: 30" CUTTING WIDTH

MPT30-15/210-768 (#IS2522-025-55)



Manufacturer: BROWN PRODUCTS
Machine Size: 45HP-65HP/15GPM-25GPM
Description: MULTI-POSITION LIMB TRIMMER AND BRUSH CUTTER**HOSES SUPPLIED TO THIRD FUNCTION**

Call 770-908-9439 or check website for Price

WEIGHT: 575 LBS
Attachment Size: 30" CUTTING WIDTH

MPT40-15/210-768 (#IS2472-025-55)



Manufacturer: BROWN PRODUCTS
Machine Size: 65HP-85HP/15GPM-25GPM
Description: MULTI-POSITION LIMB TRIMMER AND BRUSH CUTTER**HOSES SUPPLIED TO THIRD FUNCTION **

Call 770-908-9439 or check website for Price

WEIGHT: 655 LBS
Attachment Size: 40' CUTTING WIDTH

BRUSH CUTTER MINI

1BCMN42 (#IS4241-000-69)



Manufacturer: CONSTRUCTION ATTACHMENTS
Machine Size: MINI
Description: HYDRAULIC ROTARY BRUSH CUTTERS MINI SKID STEER • Hoses and couplers included 18 Month Factory Warranty GPM 10-18 GPM

Call 770-908-9439 or check website for Price

WEIGHT: 521 LBS
Attachment Size: 42" WORKING WIDTH

1BCMN42-BOBCAT (#IS4237-000-69)



Manufacturer: CONSTRUCTION ATTACHMENTS
Machine Size: MINI (BOBCAT MOUNT)
Description: HYDRAULIC ROTARY BRUSH CUTTERS MINI SKID STEER • Hoses and couplers included 18 Month Factory Warranty GPM 10-18 GPM

Call 770-908-9439 or check website for Price

WEIGHT: 521 LBS
Attachment Size: 42" WORKING WIDTH

1BCMN48 (#IS4239-000-69)



Manufacturer: CONSTRUCTION ATTACHMENTS
Machine Size: MINI
Description: HYDRAULIC ROTARY BRUSH CUTTERS MINI SKID STEER • Hoses and couplers included 18 Month Factory Warranty GPM 10-18 GPM

Call 770-908-9439 or check website for Price

WEIGHT: 628 LBS
Attachment Size: 48" WORKING WIDTH

1BCMN48-BOBCAT (#IS4238-000-69)



Manufacturer: CONSTRUCTION ATTACHMENTS
Machine Size: MINI (BOBCAT MOUNT)
Description: HYDRAULIC ROTARY BRUSH CUTTERS MINI SKID STEER • Hoses and couplers included 18 Month Factory Warranty GPM 10-18 GPM

Call 770-908-9439 or check website for Price

WEIGHT: 628 LBS
Attachment Size: 48" WORKING WIDTH

MCRC46 (#IS3730-023-50)



Manufacturer: MARTATCH
Machine Size: MINI
Description: MINI ROTARY CUTTER

Call 770-908-9439 or check website for Price

WEIGHT: 421LBS
Attachment Size: 46" WORKING WIDTH

MCRC46/BOBCAT (#IS3731-023-50)



Manufacturer: MARTATCH
Machine Size: MINI/ BOBCAT ONLY
Description: MINI ROTARY CUTTER

Call 770-908-9439 or check website for Price

WEIGHT: 421LBS
Attachment Size: 46" WORKING WIDTH

BRUSH CUTTER SKID STEER HIGH FLOW

1BCSS72HF (#IS4343-000-69)



Manufacturer: CONSTRUCTION ATTACHMENTS
Machine Size: SSL 24GPM-45GPM
Description: HYDRAULIC ROTARY BRUSH CUTTERS (HIGH FLOW) • Hoses and couplers included (NO CASE DRAIN NEEDED)18 Month Factory Warranty

Call 770-908-9439 or check website for Price

WEIGHT: 1985 LBS
Attachment Size: 72" WORKING WIDTH

**Prices subject to change at anytime..call for most up-to-date pricing.

1BCSS72HFT (#IS4342-000-69)



Manufacturer CONSTRUCTION ATTACHMENTS
Machine Size: SSL 24GPM-45GPM
Description: HYDRAULIC ROTARY BRUSH CUTTERS WITH TEETH (HIGH FLOW) • Hoses and couplers included(NO CASE DRAIN NEEDED)18 Month Factory Warranty

Call 770-908-9439 or check website for Price

WEIGHT 2004 LBS
Attachment Size: 72" WORKING WIDTH

30272-0022 (#IS2465-025-34)



Manufacturer PALADIN
Machine Size: SSL 30GPM-45GPM (.50" COUPLERS)
Description: Bradco's Extreme-Duty Ground Shark 72" Brush Cutter is designed to clear heavy brush and hardwoods up to 10" in diameter.**PLUG AND PLAY**CASE DRAIN REQUIRED

Call 770-908-9439 or check website for Price

GPM 30-45
Attachment Size: 72" CUTTING WIDTH

30278-0022 (#IS2464-025-34)



Manufacturer PALADIN
Machine Size: SSL 30GPM-45GPM (.50" COUPLERS)
Description: Bradco's Extreme-Duty Ground Shark 78" Brush Cutter is designed to clear heavy brush and hardwoods up to 10" in diameter.**PLUG AND PLAY**CASE DRAIN REQUIRED

Call 770-908-9439 or check website for Price

GPM 30-45
Attachment Size: 78" CUTTING WIDTH

30278-9925 (#IS2463-025-34)



Manufacturer PALADIN
Machine Size: SSL 30GPM-45GPM (3/4" COUPLERS)
Description: Bradco's Extreme-Duty Ground Shark 78" Brush Cutter is designed to clear heavy brush and hardwoods up to 10" in diameter.**PLUG AND PLAY**CASE DRAIN REQUIRED

Call 770-908-9439 or check website for Price

GPM 30-45
Attachment Size: 78" CUTTING WIDTH

CF772-HX590 (#IS3918-023-17)



Manufacturer BAUMALIGHT
Machine Size: SSL 30GPM-50GPM
Description: CF772 Open Front Skid Steer Rotary Brush Cutter Model

Call 770-908-9439 or check website for Price

WEIGHT 1960 LBS
Attachment Size: 72" WORKING WIDTH

BROWN 826-1 (#IS0147-025-19)



Manufacturer BROWN
Machine Size: SSL 35GPM-47GPM (3/4" COUPLERS)
Description: Brown's Extreme-Duty 72" Brush Cutter is designed to clear heavy brush and hardwoods up to 6" in diameter.**PLUG AND PLAY**CASE DRAIN REQUIRED**6' BRUSH CUTTER

Call 770-908-9439 or check website for Price

WEIGHT 2300LBS
Attachment Size: 72" CUTTING WIDTH

30272-9925 (#IS2982-025-34)



Manufacturer PALADIN
Machine Size: SSL 30GPM-45GPM (3/4" COUPLERS)
Description: Bradco's Extreme-Duty Ground Shark 72" Brush Cutter is designed to clear heavy brush and hardwoods up to 10" in diameter.**PLUG AND PLAY**CASE DRAIN REQUIRED

Call 770-908-9439 or check website for Price

GPM 30-45
Attachment Size: 72" CUTTING WIDTH

BROWN 825-1 (#IS2180-025-19)



Manufacturer BROWN
Machine Size: SSL 30GPM-40GPM (3/4" COUPLERS)
Description: Brown's Extreme-Duty 60" Brush Cutter is designed to clear heavy brush and hardwoods up to 6" in diameter.**PLUG AND PLAY**CASE DRAIN REQUIRED**6' BRUSH CUTTER

Call 770-908-9439 or check website for Price

WEIGHT 1450LBS
Attachment Size: 60" CUTTING WIDTH

BRUSH CUTTER SKID STEER STANDARD FLOW

1BCSS60 (#IS4338-000-69)



Manufacturer CONSTRUCTION ATTACHMENTS
Machine Size: SSL 16GPM-25GPM
Description: HYDRAULIC ROTARY BRUSH CUTTERS MINI SKID STEER • Hoses and couplers included 18 Month Factory Warranty GPM 10-18 GPM

Call 770-908-9439 or check website for Price

WEIGHT 1626 LBS
Attachment Size: 60" WORKING WIDTH

1BCSS60T (#IS4339-000-69)



Manufacturer CONSTRUCTION ATTACHMENTS
Machine Size: SSL 16GPM-25GPM
Description: HYDRAULIC ROTARY BRUSH CUTTERS WITH TEETH • Hoses and couplers included (NO CASE DRAIN NEEDED)18 Month Factory Warranty

Call 770-908-9439 or check website for Price

WEIGHT 1626 LBS
Attachment Size: 60" WORKING WIDTH

1BCSS72 (#IS4341-000-69)



Manufacturer: CONSTRUCTION ATTACHMENTS
Machine Size: SSL 16GPM-25GPM
Description: HYDRAULIC ROTARY BRUSH CUTTERS • Hoses and couplers included (NO CASE DRAIN NEEDED) 18 Month Factory Warranty

Call 770-908-9439 or check website for Price

WEIGHT: 1985 LBS
Attachment Size: 72" WORKING WIDTH

1BCSS72T (#IS4340-000-69)




Manufacturer: CONSTRUCTION ATTACHMENTS
Machine Size: SSL 16GPM-25GPM
Description: HYDRAULIC ROTARY BRUSH CUTTERS WITH TEETH • Hoses and couplers included (NO CASE DRAIN NEEDED) 18 Month Factory Warranty

Call 770-908-9439 or check website for Price

WEIGHT: 1985 LBS
Attachment Size: 72" WORKING WIDTH

30378A-0022/118333 (#IS2559-025-34)



Manufacturer: PALADIN
Machine Size: SSL 15GPM-25GPM
Description: 78" STANDARD FLOW BRUSH CUTTER** DUAL WHEEL KIT NO CASE DRAIN REQUIRED **PLUG AND PLAY**4" MAX

Call 770-908-9439 or check website for Price

GPM: 15-25
Attachment Size: 78" CUTTING WIDTH

30378C-3897 (#IS1930-025-34)



Manufacturer: PALADIN
Machine Size: SSL 28GPM-45GPM
Description: 78" HIGH FLOW BRUSH CUTTER NO CASE DRAIN REQUIRED **PLUG & PLAY**4" MAX

Call 770-908-9439 or check website for Price

GPM: 28-45
Attachment Size: 78" CUTTING WIDTH

31772-0022 (#IS2664-025-34)



Manufacturer: PALADIN
Machine Size: SSL 20GPM-34GPM
Description: Bradco's Extreme-Duty Ground Shark 72" Brush Cutter is designed to clear heavy brush and hardwoods up to 7" in diameter. **PLUG AND PLAY**CASE DRAIN REQUIRED

Call 770-908-9439 or check website for Price

GPM: 20-34
Attachment Size: 72" CUTTING WIDTH

CF360-M450 (#IS4120-023-17)



Manufacturer: BAUMALIGHT
Machine Size: SSL
Description: CF360 Skid Steer Rotary Brush Cutter Model

Call 770-908-9439 or check website for Price

WEIGHT: 1342 LBS
Attachment Size: 60" WORKING WIDTH

CF560-M450 (#IS3926-023-17)



Manufacturer: BAUMALIGHT
Machine Size: SSL 15GPM-22GPM
Description: CF560 Open Front Skid Steer Rotary Brush Cutter Model

Call 770-908-9439 or check website for Price

WEIGHT: 1540 LBS
Attachment Size: 60" WORKING WIDTH

CF560-M550 (#IS3927-023-17)



Manufacturer: BAUMALIGHT
Machine Size: SSL 20GPM-30GPM
Description: CF560 Open Front Skid Steer Rotary Brush Cutter Model

Call 770-908-9439 or check website for Price

WEIGHT: 1540 LBS
Attachment Size: 60" WORKING WIDTH

CF560-M650 (#IS3928-023-17)



Manufacturer: BAUMALIGHT
Machine Size: SSL 20GPM-35GPM
Description: CF560 Open Front Skid Steer Rotary Brush Cutter Model

Call 770-908-9439 or check website for Price

WEIGHT: 1540 LBS
Attachment Size: 60" WORKING WIDTH

CF572-M450 (#IS3923-023-17)



Manufacturer: BAUMALIGHT
Machine Size: SSL 15GPM-22GPM
Description: CF572 Open Front Skid Steer Rotary Brush Cutter Model

Call 770-908-9439 or check website for Price

WEIGHT: 1570 LBS
Attachment Size: 72" WORKING WIDTH

CF572-M550 (#IS3924-023-17)



Manufacturer: BAUMALIGHT
Machine Size: SSL 20GPM-30GPM
Description: CF572 Open Front Skid Steer Rotary Brush Cutter Model

Call 770-908-9439 or check website for Price

WEIGHT: 1570 LBS
Attachment Size: 72" WORKING WIDTH

**Prices subject to change at anytime..call for most up-to-date pricing.

CF572-M650 (#IS3925-023-17)



Manufacturer: BAUMALIGHT
Machine Size: SSL 20GPM-35GPM
Description: CF572 Open Front Skid Steer Rotary Brush Cutter Model

Call 770-908-9439 or check website for Price

WEIGHT: 1570 LBS
Attachment Size: 72" WORKING WIDTH

30378A-0022 (#IS3111-025-34)



Manufacturer: PALADIN
Machine Size: SSL 15GPM-25GPM
Description: 78" STANDARD FLOW BRUSH CUTTER NO CASE DRAIN REQUIRED **PLUG & PLAY**4" MAX

Call 770-908-9439 or check website for Price

GPM: 15-25
Attachment Size: 78" CUTTING WIDTH

30372A-0022 (#IS3019-025-34)



Manufacturer: PALADIN
Machine Size: SSL 15GPM-25GPM
Description: 72" STANDARD FLOW BRUSH CUTTER NO CASE DRAIN REQUIRED **PLUG AND PLAY**4" MAX

Call 770-908-9439 or check website for Price

GPM: 15-25
Attachment Size: 72" CUTTING WIDTH

30360A-0022 (#IS3016-025-34)



Manufacturer: PALADIN
Machine Size: SSL 15GPM-25GPM
Description: 60" STANDARD FLOW BRUSH CUTTER NO CASE DRAIN REQUIRED **PLUG AND PLAY**4" MAX

Call 770-908-9439 or check website for Price

GPM: 15-25
Attachment Size: 60" CUTTING WIDTH

30372B-9925/118333 (#IS3014-025-34)



Manufacturer: PALADIN
Machine Size: SSL 26GPM-32GPM
Description: 72" HIGH FLOW BRUSH CUTTER WITH DUAL WHEEL KIT NO CASE DRAIN REQUIRED **PLUG AND PLAY**4" MAX

Call 770-908-9439 or check website for Price

GPM: 26-32
Attachment Size: 72" CUTTING WIDTH

31766-0022 (#IS2665-025-34)



Manufacturer: PALADIN
Machine Size: SSL 20GPM-34GPM
Description: Bradco's Extreme-Duty Ground Shark 66" Brush Cutter is designed to clear heavy brush and hardwoods up to 7" in diameter. **PLUG AND PLAY**CASE DRAIN REQUIRED

Call 770-908-9439 or check website for Price

GPM: 20-34
Attachment Size: 66" CUTTING WIDTH

BROWN 816-1 (#IS0146-025-19)



Manufacturer: BROWN
Machine Size: SSL 20GPM-27GPM (1/2" COUPLERS)
Description: Brown's Extreme-Duty 72" Brush Cutter is designed to clear heavy brush and hardwoods up to 6" in diameter. **PLUG AND PLAY**CASE DRAIN REQUIRED**6' BRUSH CUTTER

Call 770-908-9439 or check website for Price

WEIGHT: 2300LBS
Attachment Size: 72" CUTTING WIDTH

BROWN 815-1 (#IS0145-025-19)



Manufacturer: BROWN
Machine Size: SSL 20GPM-27GPM (1/2" COUPLERS)
Description: Brown's Extreme-Duty 60" Brush Cutter is designed to clear heavy brush and hardwoods up to 6" in diameter. **PLUG AND PLAY**CASE DRAIN REQUIRED**6' BRUSH CUTTER

Call 770-908-9439 or check website for Price

WEIGHT: 1350LBS
Attachment Size: 60" CUTTING WIDTH

BRUSH CUTTER TRACTOR 3PT HITCH

BROWN 672HD (#IS0131-025-19)



Manufacturer: BROWN
Machine Size: 65HP MINIMUM
Description: 6' BRUSH CUTTER 540 RPM

Call 770-908-9439 or check website for Price

WEIGHT: 1720 LBS
Attachment Size: 6' CUTTING WIDTH

BROWN 672HD-1 (#IS0132-025-19)



Manufacturer: BROWN
Machine Size: 65HP MINIMUM
Description: 6' BRUSH CUTTER 1000RPM

Call 770-908-9439 or check website for Price

WEIGHT: 1720 LBS
Attachment Size: 6' CUTTING WIDTH

BROWN 684 (#IS0142-025-19)



Manufacturer: BROWN
Machine Size: 75HP MINIMUM
Description: 7' BRUSH CUTTER 540 RPM

Call 770-908-9439 or check website for Price

WEIGHT: 2240 LBS
Attachment Size: 7' CUTTING WIDTH

BROWN 684-1 (#IS0143-025-19)



Manufacturer: BROWN
Machine Size: 75HP MINIMUM
Description: 7' BRUSH CUTTER 1000RPM

Call 770-908-9439 or check website for Price

WEIGHT: 2240 LBS
Attachment Size: 7' CUTTING WIDTH

CP560/D005723 (#IS3389-023-17)



Manufacturer: BAUMALIGHT
Machine Size: 45HP-75HP
Description: CP560 PTO Rotary Brush Cutter

Call 770-908-9439 or check website for Price

PTO: 540 RPM
Attachment Size: 60" WORKING WIDTH

CP572/D005723 (#IS3390-023-17)



Manufacturer: BAUMALIGHT
Machine Size: 50HP-80HP
Description: CP572 PTO Rotary Brush Cutter

Call 770-908-9439 or check website for Price

PTO: 540 RPM
Attachment Size: 72" WORKING WIDTH

BRUSH MOWER HYEX 12,000LBS-28,000LBS

125140A/D000040 (#IS2066-025-34)



Manufacturer: PALADIN
Machine Size: 13GPM-19GPM
Description: Paladin MX Brush Cutter. 4" CUTTING CAPACITY. 30MM PINS. WEIGHT 660LBS **MUST SPECIFY MOUNT**NO CASE DRAIN NEEDED!!!

Call 770-908-9439 or check website for Price

GPM: 13-19
Attachment Size: 40" CUTTING WIDTH

125140B/D000040 (#IS2067-025-34)



Manufacturer: PALADIN
Machine Size: 19GPM-26GPM
Description: Paladin MX Brush Cutter. 4" CUTTING CAPACITY. WEIGHT 660LBS **MUST SPECIFY MOUNT AND PIN SIZE**NO CASE DRAIN NEEDED!!!

Call 770-908-9439 or check website for Price

GPM: 19-26
Attachment Size: 40" CUTTING WIDTH

1BCEX48-41QC (#IS4124-000-69)



Manufacturer: CONSTRUCTION ATTACHMENTS
Machine Size: 10GPM-19GPM
Description: BRUSH CUTTER 48" MINI EXCAVATOR **MUST SPECIFY MOUNT**• Hoses and couplers included 18 Month Factory Warranty

Call 770-908-9439 or check website for Price

WEIGHT: 728 LBS
Attachment Size: 48" WORKING WIDTH

1BCEX48-63QC (#IS4125-000-69)



Manufacturer: CONSTRUCTION ATTACHMENTS
Machine Size: 19GPM-29GPM
Description: BRUSH CUTTER 48" MINI EXCAVATOR **MUST SPECIFY MOUNT**• Hoses and couplers included 18 Month Factory Warranty

Call 770-908-9439 or check website for Price

WEIGHT: 743 LBS
Attachment Size: 48" WORKING WIDTH

125140B/28-11139/28-11090-E3055 (#IS2923-025-34)



Manufacturer: PALADIN
Machine Size: BOBCAT E55 (EXCHANGE MOUNT)
Description: Paladin MX Brush Cutter. 4" CUTTING CAPACITY. WEIGHT 660LBS **MUST SPECIFY MOUNT AND PIN SIZE**NO CASE DRAIN NEEDED!!!

Call 770-908-9439 or check website for Price

BOBCAT: E55
Attachment Size: 40" CUTTING WIDTH

JOHN DEERE

125140A/13-20564/28-11139/28-11091-E0228 (#IS2754-025-34)

Call 770-908-9439 or check website for Price



Manufacturer: PALADIN
Machine Size: JOHN DEERE 35G WEDGE MOUNT (SEE PICTURE OF MOUNT ON WEBSITE)
Description: Paladin MX Brush Cutter. 4" CUTTING CAPACITY. WEIGHT 660LBS **NO CASE DRAIN NEEDED!!!

JOHN DEERE 35G
Attachment Size: 40" CUTTING WIDTH

125140B/28-11091-E0153/13-20564/28-11139 (#IS2753-025-34)

Call 770-908-9439 or check website for Price



Manufacturer: PALADIN
Machine Size: JOHN DEERE 50G/60G WEDGE MOUNT (SEE PICTURE OF MOUNT ON WEBSITE)
Description: Paladin MX Brush Cutter. 4" CUTTING CAPACITY. WEIGHT 660LBS **NO CASE DRAIN NEEDED!!!

JOHN DEERE 50/60G
Attachment Size: 40" CUTTING WIDTH

BRUSH MOWER HYEX 16,000LBS-35,000LBS

125150A/D000040 (#IS2068-025-34)

Call 770-908-9439 or check website for Price



Manufacturer: PALADIN
Machine Size: 10000LBS MINIMUM 17GPM-22GPM
Description: Paladin MX Brush Cutter. 5" CUTTING CAPACITY. WEIGHT 1050LBS **MUST SPECIFY MOUNT AND PIN SIZE**NO CASE DRAIN NEEDED!!!

GPM 17-22
Attachment Size: 50" CUTTING WIDTH

125150B/D000040 (#IS2069-025-34)

Call 770-908-9439 or check website for Price



Manufacturer: PALADIN
Machine Size: 10000LBS MINIMUM 22GPM-34GPM
Description: Paladin MX Brush Cutter. 5" CUTTING CAPACITY. WEIGHT 1050LBS **MUST SPECIFY MOUNT AND PIN SIZE** NO CASE DRAIN NEEDED!!!

GPM 22-34
Attachment Size: 50" CUTTING WIDTH

125160A/D000060 (#IS2070-025-34)

Call 770-908-9439 or check website for Price



Manufacturer: PALADIN
Machine Size: 16000LBS MINIMUM 20GPM-28GPM
Description: Paladin MX Brush Cutter. 6" CUTTING CAPACITY. WEIGHT 1240LBS **MUST SPECIFY MOUNT AND PIN SIZE**NO CASE DRAIN NEEDED!!!

GPM 20-28
Attachment Size: 60" CUTTING WIDTH

125160B/D000060 (#IS2071-025-34)

Call 770-908-9439 or check website for Price



Manufacturer: PALADIN
Machine Size: 16000LBS MINIMUM 28GPM-35GPM
Description: Paladin MX Brush Cutter. 6" CUTTING CAPACITY. WEIGHT 1250LBS **MUST SPECIFY MOUNT AND PIN SIZE**NO CASE DRAIN NEEDED!!!

GPM 28-35
Attachment Size: 60" CUTTING WIDTH

CXC550-HX530/D000015 (#IS1600-023-17)

Call 770-908-9439 or check website for Price



Manufacturer: BAUMALIGHT
Machine Size: 16,000LBS-35,000LBS 17-25GPM
Description: 50" ROTARY BRUSH CUTTER (WITH A MOUNT) NO HOSES PROVIDED **CASE DRAIN REQUIRED**MUST SPECIFY MOUNT

GPM 17-25
Attachment Size: 50" CUTTING WIDTH

CXC550-HX550/D000015 (#IS3284-023-17)

Call 770-908-9439 or check website for Price



Manufacturer: BAUMALIGHT
Machine Size: 16,000LBS-35,000LBS 21-30GPM
Description: 50" ROTARY BRUSH CUTTER (WITH A MOUNT) NO HOSES PROVIDED **CASE DRAIN REQUIRED**MUST SPECIFY MOUNT

GPM 21-30
Attachment Size: 50" CUTTING WIDTH

CXC550-HX570/D000015 (#IS3285-023-17)


Call 770-908-9439 or check website for Price



Manufacturer: BAUMALIGHT
Machine Size: 16,000LBS-35,000LBS 27-40GPM
Description: 50" ROTARY BRUSH CUTTER (WITH A MOUNT) NO HOSES PROVIDED **CASE DRAIN REQUIRED**MUST SPECIFY MOUNT

GPM 27-40
Attachment Size: 50" CUTTING WIDTH

CXC550-HX590/D000015 (#IS3286-023-17)



Manufacturer: BAUMALIGHT
Machine Size: 16,000LBS-35,000LBS 33-45GPM
Description: 50" ROTARY BRUSH CUTTER (WITH A MOUNT) NO HOSES PROVIDED **CASE DRAIN REQUIRED**MUST SPECIFY MOUNT

Call 770-908-9439 or check website for Price

GPM: 33-45
Attachment Size: 50" CUTTING WIDTH

CATERPILLAR

125150B/28-11092-E1308/13-20567/28-11141 (#IS2755-025-34)



Manufacturer: PALADIN
Machine Size: CATERPILLAR 308 PIN GRABBER (SEE PICTURE OF MOUNT ON WEBSITE)
Description: Paladin MX Brush Cutter. 5" CUTTING CAPACITY. WEIGHT 1050LBS ** NO CASE DRAIN NEEDED!!!

Call 770-908-9439 or check website for Price

CAT: 308
Attachment Size: 50" CUTTING WIDTH

BRUSH MOWER HYEX 6,000LBS-13,000LBS

CXC530-HX508/D000005 (#IS2827-023-17)



Manufacturer: BAUMALIGHT
Machine Size: 6,000LBS-10,000LBS 8-14GPM
Description: 30" ROTARY BRUSH CUTTER (WITH A MOUNT) NO HOSES PROVIDED **CASE DRAIN REQUIRED**MUST SPECIFY MOUNT

Call 770-908-9439 or check website for Price

GPM: 8-14
Attachment Size: 30" CUTTING WIDTH

CXC530-HX510//D000005 (#IS3281-023-17)



Manufacturer: BAUMALIGHT
Machine Size: 6,000LBS-10,000LBS 12-20GPM
Description: 30" ROTARY BRUSH CUTTER (WITH A MOUNT) NO HOSES PROVIDED **CASE DRAIN REQUIRED**MUST SPECIFY MOUNT

Call 770-908-9439 or check website for Price

GPM: 12-20
Attachment Size: 30" CUTTING WIDTH

CXC530-HX530/D000005 (#IS1599-023-17)



Manufacturer: BAUMALIGHT
Machine Size: 6,000LBS-10,000LBS 15-25GPM
Description: 30" ROTARY BRUSH CUTTER (WITH A MOUNT) NO HOSES PROVIDED **CASE DRAIN REQUIRED**MUST SPECIFY MOUNT

Call 770-908-9439 or check website for Price

GPM: 15-25
Attachment Size: 30" CUTTING WIDTH

BRUSH MOWER HYEX 9,000LBS-28,000LBS

1BCEX42-41QC (#IS4122-000-69)



Manufacturer: CONSTRUCTION ATTACHMENTS
Machine Size: 10GPM-18GPM
Description: BRUSH CUTTER 42" MINI EXCAVATOR **MUST SPECIFY MOUNT**• Hoses and couplers included 18 Month Factory Warranty

Call 770-908-9439 or check website for Price

WEIGHT: 655 LBS
Attachment Size: 42" WORKING WIDTH

1BCEX42-63QC (#IS4123-000-69)



Manufacturer: CONSTRUCTION ATTACHMENTS
Machine Size: 19GPM-29GPM
Description: BRUSH CUTTER 42" MINI EXCAVATOR **MUST SPECIFY MOUNT**• Hoses and couplers included 18 Month Factory Warranty

Call 770-908-9439 or check website for Price

WEIGHT: 670 LBS
Attachment Size: 42" WORKING WIDTH

CXC542-HX530/D000013 (#IS1601-023-17)



Manufacturer: BAUMALIGHT
Machine Size: 10,000LBS-28,000LBS 17-25GPM
Description: 42" ROTARY BRUSH CUTTER (WITH A MOUNT) NO HOSES PROVIDED **CASE DRAIN REQUIRED**MUST SPECIFY MOUNT

Call 770-908-9439 or check website for Price

GPM: 17-25
Attachment Size: 42" CUTTING WIDTH

CXC542-HX550/D000013 (#IS3282-023-17)




Manufacturer: BAUMALIGHT
Machine Size: 10,000LBS-28,000LBS 21-30GPM
Description: 42" ROTARY BRUSH CUTTER (WITH A MOUNT) NO HOSES PROVIDED **CASE DRAIN REQUIRED**MUST SPECIFY MOUNT

Call 770-908-9439 or check website for Price

GPM: 21-30
Attachment Size: 42" CUTTING WIDTH

**Prices subject to change at anytime..call for most up-to-date pricing.

CXC542-HX570/D000013 (#IS3283-023-17)




Manufacturer: BAUMALIGHT
Machine Size: 10,000LBS-28,000LBS 27-40GPM
Description: 42" ROTARY BRUSH CUTTER (WITH A MOUNT) NO HOSES PROVIDED **CASE DRAIN REQUIRED**MUST SPECIFY MOUNT

Call 770-908-9439 or check website for Price

GPM: 27-40
Attachment Size: 42" CUTTING WIDTH

BUCKET AG TRACTOR

1GPEB66E (#IS4355-000-69)



Manufacturer: CONSTRUCTION ATTACHMENTS
Machine Size: TRACTOR SSL MOUNT
Description: GENERAL PURPOSE BUCKETS**WITH BOE**SSL MOUNT**18 Month Factory Warranty

Call 770-908-9439 or check website for Price

WEIGHT: 581 LBS
Attachment Size: 66" WORKING WIDTH

1GPEB72E (#IS4354-000-69)




Manufacturer: CONSTRUCTION ATTACHMENTS
Machine Size: TRACTOR SSL MOUNT
Description: GENERAL PURPOSE BUCKETS**WITH BOE**SSL MOUNT**18 Month Factory Warranty

Call 770-908-9439 or check website for Price

WEIGHT: 634 LBS
Attachment Size: 72" WORKING WIDTH

1GPEB78E (#IS4353-000-69)




Manufacturer: CONSTRUCTION ATTACHMENTS
Machine Size: TRACTOR SSL MOUNT
Description: GENERAL PURPOSE BUCKETS**WITH BOE**SSL MOUNT**18 Month Factory Warranty

Call 770-908-9439 or check website for Price

WEIGHT: 710 LBS
Attachment Size: 78" WORKING WIDTH

1GPEB84E (#IS4352-000-69)



Manufacturer: CONSTRUCTION ATTACHMENTS
Machine Size: TRACTOR SSL MOUNT
Description: GENERAL PURPOSE BUCKETS**WITH BOE**SSL MOUNT**18 Month Factory Warranty

Call 770-908-9439 or check website for Price

WEIGHT: 859 LBS
Attachment Size: 84" WORKING WIDTH

MBR84S/A/MBOCE3/4X8-A (#IS3446-023-50)



Manufacturer: MARTATCH
Machine Size: TRACTOR
Description: 19"H X 32"D X 84"L [SMALL]-17.4 CUBIC FEET/ 20.2 CUBIC FEET HEAPED 3/4" X 8" DOUBLE BEVEL CUTTING EDGE SMOOTH (BOE) .74 YARD

Call 770-908-9439 or check website for Price

WEIGHT: 615LBS
Attachment Size: 84" WORKING WIDTH

MBR96S/A/MBOCE3/4X8-A (#IS3447-023-50)



Manufacturer: MARTATCH
Machine Size: TRACTOR
Description: 19"H X 32"D X 96"L [SMALL]-21 CUBIC FEET/ 26 CUBIC FEET HEAPED 3/4" X 8" DOUBLE BEVEL CUTTING EDGE SMOOTH (BOE) .96 YARD

Call 770-908-9439 or check website for Price

WEIGHT: 655LBS
Attachment Size: 96" WORKING WIDTH

MLBR60M-A (#IS2404-023-50)



Manufacturer: MARTATCH
Machine Size: TRACTOR
Description: 60" SMOOTH TRACTOR BUCKET**MUST SPECIFY MOUNT**

Call 770-908-9439 or check website for Price

WEIGHT: 532LBS
Attachment Size: 60" WORKING WIDTH

MLBR66M-A (#IS2405-023-50)



Manufacturer: MARTATCH
Machine Size: TRACTOR
Description: 66" SMOOTH TRACTOR BUCKET**MUST SPECIFY MOUNT**

Call 770-908-9439 or check website for Price

WEIGHT: 575LBS
Attachment Size: 66" WORKING WIDTH

MLBR72M-A (#IS2406-023-50)



Manufacturer: MARTATCH
Machine Size: TRACTOR
Description: 72" SMOOTH TRACTOR BUCKET**MUST SPECIFY MOUNT**

Call 770-908-9439 or check website for Price

WEIGHT: 605LBS
Attachment Size: 72" WORKING WIDTH

MLBR78M-A (#IS2407-023-50)



Manufacturer: MARTATCH
Machine Size: TRACTOR
Description: 78" SMOOTH TRACTOR BUCKET**MUST SPECIFY MOUNT**

Call 770-908-9439 or check website for Price

WEIGHT: 650LBS
Attachment Size: 78" WORKING WIDTH

MLBR84M-A (#IS2408-023-50)



Manufacturer: MARTATCH
Machine Size: TRACTOR
Description: 84" SMOOTH TRACTOR BUCKET**MUST SPECIFY MOUNT**

Call 770-908-9439 or check website for Price

WEIGHT: 680LBS
Attachment Size: 84" WORKING WIDTH

MLBR96M-A (#IS2409-023-50)



Manufacturer: MARTATCH
Machine Size: TRACTOR
Description: 96" SMOOTH TRACTOR BUCKET**MUST SPECIFY MOUNT**

Call 770-908-9439 or check website for Price

WEIGHT: 755LBS
Attachment Size: 96" WORKING WIDTH

BUCKET AG TRACTOR JOHN DEERE

1GPCMP54-A (#IS4163-000-69)




Manufacturer: CONSTRUCTION ATTACHMENTS
Machine Size: JOHN DEERE 200-300-400-500 QA
Description: JOHN DEERE BUCKET GENERAL PURPOSE BUCKET SMOOTH*** HeapedCapacity 10 (cubic feet)

Call 770-908-9439 or check website for Price

WEIGHT: 156 LBS
Attachment Size: 54" WORKING WIDTH

1GPCMP54E-A (#IS4165-000-69)




Manufacturer: CONSTRUCTION ATTACHMENTS
Machine Size: JOHN DEERE 200-300-400-500 QA
Description: JOHN DEERE BUCKET GENERAL PURPOSE BUCKET SMOOTH WITH BOE*** Heaped Capacity 10 (cubic feet)

Call 770-908-9439 or check website for Price

WEIGHT: 199 LBS
Attachment Size: 54" WORKING WIDTH

1GPCMP54T-A (#IS4164-000-69)



Manufacturer: CONSTRUCTION ATTACHMENTS
Machine Size: JOHN DEERE 200-300-400-500 QA
Description: JOHN DEERE BUCKET GENERAL PURPOSE BUCKET BOLT ON TOOTH*** Heaped Capacity 10 (cubic feet)

Call 770-908-9439 or check website for Price

WEIGHT: 176 LBS
Attachment Size: 54" WORKING WIDTH

1GPCMP54TB-A (#IS4166-000-69)




Manufacturer: CONSTRUCTION ATTACHMENTS
Machine Size: JOHN DEERE 200-300-400-500 QA
Description: JOHN DEERE BUCKET GENERAL PURPOSE BUCKET BOLT ON TOOTH BAR*** Heaped Capacity 10 (cubic feet)

Call 770-908-9439 or check website for Price

WEIGHT: 270 LBS
Attachment Size: 54" WORKING WIDTH

1GPCMP60-A (#IS4167-000-69)




Manufacturer: CONSTRUCTION ATTACHMENTS
Machine Size: JOHN DEERE 200-300-400-500 QA
Description: JOHN DEERE BUCKET GENERAL PURPOSE BUCKET SMOOTH*** Heaped Capacity 11 (cubic feet)

Call 770-908-9439 or check website for Price

WEIGHT: 182 LBS
Attachment Size: 60" WORKING WIDTH

1GPCMP60E-A (#IS4169-000-69)



Manufacturer: CONSTRUCTION ATTACHMENTS
Machine Size: JOHN DEERE 200-300-400-500 QA
Description: JOHN DEERE BUCKET GENERAL PURPOSE BUCKET SMOOTH WITH BOE*** Heaped Capacity 11 (cubic feet)

Call 770-908-9439 or check website for Price

WEIGHT: 229 LBS
Attachment Size: 60" WORKING WIDTH

1GPCMP60T-A (#IS4168-000-69)




Manufacturer: CONSTRUCTION ATTACHMENTS
Machine Size: JOHN DEERE 200-300-400-500 QA
Description: JOHN DEERE BUCKET GENERAL PURPOSE BUCKET BOLT ON TOOTH*** Heaped Capacity 11 (cubic feet)

Call 770-908-9439 or check website for Price

WEIGHT: 203 LBS
Attachment Size: 60" WORKING WIDTH

**Prices subject to change at anytime..call for most up-to-date pricing.

1GPCMP60TB-A (#IS4170-000-69)


Manufacturer: CONSTRUCTION ATTACHMENTS
Machine Size: JOHN DEERE 200-300-400-500 QA
Description: JOHN DEERE BUCKET GENERAL PURPOSE BUCKET BOLT ON TOOTH BAR*** Heaped Capacity 11 (cubic feet)

Call 770-908-9439 or check website for Price

WEIGHT 308 LBS**Attachment Size:** 60" WORKING WIDTH**1GPCMP66-A (#IS4171-000-69)**

Manufacturer: CONSTRUCTION ATTACHMENTS
Machine Size: JOHN DEERE 200-300-400-500 QA
Description: JOHN DEERE BUCKET GENERAL PURPOSE BUCKET SMOOTH*** Heaped Capacity 12 (cubic feet)

Call 770-908-9439 or check website for Price

WEIGHT 194 LBS**Attachment Size:** 66" WORKING WIDTH**1GPCMP66E-A (#IS4173-000-69)**

Manufacturer: CONSTRUCTION ATTACHMENTS
Machine Size: JOHN DEERE 200-300-400-500 QA
Description: JOHN DEERE BUCKET GENERAL PURPOSE BUCKET SMOOTH WITH BOE*** Heaped Capacity 12 (cubic feet)

Call 770-908-9439 or check website for Price

WEIGHT 246 LBS**Attachment Size:** 66" WORKING WIDTH**1GPCMP66T-A (#IS4172-000-69)**


Manufacturer: CONSTRUCTION ATTACHMENTS
Machine Size: JOHN DEERE 200-300-400-500 QA
Description: JOHN DEERE BUCKET GENERAL PURPOSE BUCKET BOLT ON TOOTH*** Heaped Capacity 12 (cubic feet)

Call 770-908-9439 or check website for Price

WEIGHT 215 LBS**Attachment Size:** 66" WORKING WIDTH**1GPCMP66TB-A (#IS4174-000-69)**

Manufacturer: CONSTRUCTION ATTACHMENTS
Machine Size: JOHN DEERE 200-300-400-500 QA
Description: JOHN DEERE BUCKET GENERAL PURPOSE BUCKET BOLT ON TOOTH BAR*** Heaped Capacity 12 (cubic feet)

Call 770-908-9439 or check website for Price

WEIGHT 334 LBS**Attachment Size:** 66" WORKING WIDTH**1GPCMP72-A (#IS4175-000-69)**

Manufacturer: CONSTRUCTION ATTACHMENTS
Machine Size: JOHN DEERE 200-300-400-500 QA
Description: JOHN DEERE BUCKET GENERAL PURPOSE BUCKET SMOOTH*** Heaped Capacity 13 (cubic feet)

Call 770-908-9439 or check website for Price

WEIGHT 204 LBS**Attachment Size:** 72" WORKING WIDTH**1GPCMP72E-A (#IS4177-000-69)**

Manufacturer: CONSTRUCTION ATTACHMENTS
Machine Size: JOHN DEERE 200-300-400-500 QA
Description: JOHN DEERE BUCKET GENERAL PURPOSE BUCKET SMOOTH WITH BOE*** Heaped Capacity 13 (cubic feet)

Call 770-908-9439 or check website for Price

WEIGHT 261 LBS**Attachment Size:** 72" WORKING WIDTH**1GPCMP72T-A (#IS4176-000-69)**

Manufacturer: CONSTRUCTION ATTACHMENTS
Machine Size: JOHN DEERE 200-300-400-500 QA
Description: JOHN DEERE BUCKET GENERAL PURPOSE BUCKET BOLT ON TOOTH*** Heaped Capacity 13 (cubic feet)

Call 770-908-9439 or check website for Price

WEIGHT 229 LBS**Attachment Size:** 72" WORKING WIDTH**1GPCMP72TB-A (#IS4178-000-69)**

Manufacturer: CONSTRUCTION ATTACHMENTS
Machine Size: JOHN DEERE 200-300-400-500 QA
Description: JOHN DEERE BUCKET GENERAL PURPOSE BUCKET BOLT ON TOOTH BAR*** Heaped Capacity 13 (cubic feet)

Call 770-908-9439 or check website for Price

WEIGHT 356 LBS**Attachment Size:** 72" WORKING WIDTH**BUCKET AG TRACTOR MASSEY FERGUSON****1GPCMP72E-1HITCATC (#IS4459-000-69)**

Manufacturer: CONSTRUCTION ATTACHMENTS
Machine Size: MASSEY 1040 PO
Description: MASSEY 1040 PO BUCKET GENERAL PURPOSE BUCKET SMOOTH WITH BOE*** Heaped Capacity 13 (cubic feet)

Call 770-908-9439 or check website for Price

WEIGHT 261 LBS**Attachment Size:** 72" WORKING WIDTH

BUCKET CONCRETE SKID STEER**10024-0022 (#IS2002-025-34)**

Manufacturer: PALADIN
Machine Size: SSL
Description: CONCRETE CLAW SSL

Call 770-908-9439 or check website for Price

WEIGHT: 180LBS
Attachment Size: 24" WORKING WIDTH

11050-0022 (#IS2000-025-34)

Manufacturer: PALADIN
Machine Size: SSL
Description: CONCRETE BUCKET

Call 770-908-9439 or check website for Price


WEIGHT: 488LBS
Attachment Size: .5 yard Concrete Chuter

11075-0022 (#IS2001-025-34)

Manufacturer: PALADIN
Machine Size: SSL
Description: CONCRETE BUCKET

Call 770-908-9439 or check website for Price


WEIGHT: 520LBS
Attachment Size: .75 yard Concrete Chuter

MCB48-A (#IS2049-023-50)

Manufacturer: MARTATCH
Machine Size: SSL
Description: 22"H X 36"D x 48"L - CONCRETE BUCKET-CAPACITY: 9-10 CUBIC FEET

Call 770-908-9439 or check website for Price


WEIGHT: 640LBS
Attachment Size: 22"H X 36"D x 48"L

MCB60-A (#IS2050-023-50)

Manufacturer: MARTATCH
Machine Size: SSL
Description: 22"H X 36"D x 60"L - CONCRETE BUCKET- CAPACITY: 11-12 CUBIC FEET

Call 770-908-9439 or check website for Price

WEIGHT: 695LBS
Attachment Size: 22"H X 36"D x 60"L

MCB72-A (#IS2051-023-50)

Manufacturer: MARTATCH
Machine Size: SSL
Description: 22"H X 36"D x 72"L - CONCRETE BUCKET- CAPACITY: 12.5 - 12.5 CUBIC FEET

Call 770-908-9439 or check website for Price

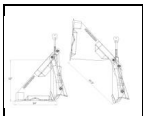
WEIGHT: 790LBS
Attachment Size: 22"H X 36"D x 72"L

BUCKET FORK MOUNTED**3209625BFM (#IS2608-025-57)**

Manufacturer: ARROW
Machine Size: TELEHANDLER
Description: FORK MOUNTED BUCKET

Call 770-908-9439 or check website for Price

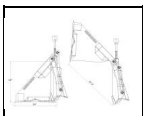
Attachment Size: 96" WORKING WIDTH 2.5 YD

BUCKET FOUR IN ONE BACKHOE**M4-IN-1BL78/MBOCE3/4X8-B (#IS3338-023-50)**

Manufacturer: MARTATCH
Machine Size: SSL
Description: FOUR N ONE BUCKET **PLUG AND PLAY** WEIGHT 1285LBS 35.5 CU FT HEAPED BOLT ON CUTTING EDGE 4X8

Call 770-908-9439 or check website for Price

WEIGHT: 1350LBS
Attachment Size: 78" WORKING WIDTH HIGH CAPACITY

M4-IN-1BL84/MBOCE3/4X8-B (#IS3337-023-50)

Manufacturer: MARTATCH
Machine Size: SSL
Description: FOUR N ONE BUCKET **PLUG AND PLAY** WEIGHT 1375LBS 37.10CU FT HEAPED BOLT ON CUTTING EDGE 4X8

Call 770-908-9439 or check website for Price

WEIGHT: 1425LBS
Attachment Size: 84" WORKING WIDTH HIGH CAPACITY

BUCKET FOUR N ONE COMPACT TRACTOR

1MPCMP54E (#IS4374-000-69)

Manufacturer CONSTRUCTION ATTACHMENTS
Machine Size: JOHN DEERE 200-300-400-500 QA TRACTOR MAX 50HP
Description: 4-IN-1 MULTI-PURPOSE BUCKETS FOR COMPACT TRACTOR LOADERS UP TO 50 HP SSL MOUNT**WITH BOE****18 Month Factory Warranty* Hoses and couplers included

Call 770-908-9439 or check website for Price

WEIGHT 484 LBS
Attachment Size: 54" WORKING WIDTH

1MPCMP54T (#IS4366-000-69)

Manufacturer CONSTRUCTION ATTACHMENTS
Machine Size: SSL MOUNT TRACTOR MAX 50HP
Description: 4-IN-1 MULTI-PURPOSE BUCKETS FOR COMPACT TRACTOR LOADERS UP TO 50 HP SSL MOUNT**WITH BOLT ON TEETH****18 Month Factory Warranty* Hoses and couplers included

Call 770-908-9439 or check website for Price

WEIGHT 445 LBS
Attachment Size: 54" WORKING WIDTH

1MPCMP60E (#IS4375-000-69)

Manufacturer CONSTRUCTION ATTACHMENTS
Machine Size: SSL MOUNT TRACTOR MAX 50HP
Description: 4-IN-1 MULTI-PURPOSE BUCKETS FOR COMPACT TRACTOR LOADERS UP TO 50 HP SSL MOUNT**WITH BOE****18 Month Factory Warranty* Hoses and couplers included

Call 770-908-9439 or check website for Price

WEIGHT 538 LBS
Attachment Size: 60" WORKING WIDTH

1MPCMP60T (#IS4367-000-69)

Manufacturer CONSTRUCTION ATTACHMENTS
Machine Size: SSL MOUNT TRACTOR MAX 50HP
Description: 4-IN-1 MULTI-PURPOSE BUCKETS FOR COMPACT TRACTOR LOADERS UP TO 50 HP SSL MOUNT**WITH BOLT ON TEETH****18 Month Factory Warranty* Hoses and couplers included

Call 770-908-9439 or check website for Price

WEIGHT 496 LBS
Attachment Size: 60" WORKING WIDTH

1MPCMP66E (#IS4376-000-69)

Manufacturer CONSTRUCTION ATTACHMENTS
Machine Size: SSL MOUNT TRACTOR MAX 50HP
Description: 4-IN-1 MULTI-PURPOSE BUCKETS FOR COMPACT TRACTOR LOADERS UP TO 50 HP SSL MOUNT**WITH BOE****18 Month Factory Warranty* Hoses and couplers included

Call 770-908-9439 or check website for Price

WEIGHT 599 LBS
Attachment Size: 66" WORKING WIDTH

1MPCMP66T (#IS4368-000-69)

Manufacturer CONSTRUCTION ATTACHMENTS
Machine Size: SSL MOUNT TRACTOR MAX 50HP
Description: 4-IN-1 MULTI-PURPOSE BUCKETS FOR COMPACT TRACTOR LOADERS UP TO 50 HP SSL MOUNT**WITH BOLT ON TEETH****18 Month Factory Warranty* Hoses and couplers included

Call 770-908-9439 or check website for Price

WEIGHT 552 LBS
Attachment Size: 66" WORKING WIDTH

1MPCMP72T (#IS4369-000-69)

Manufacturer CONSTRUCTION ATTACHMENTS
Machine Size: SSL MOUNT TRACTOR MAX 50HP
Description: 4-IN-1 MULTI-PURPOSE BUCKETS FOR COMPACT TRACTOR LOADERS UP TO 50 HP SSL MOUNT**WITH BOLT ON TEETH****18 Month Factory Warranty* Hoses and couplers included

Call 770-908-9439 or check website for Price

WEIGHT 594 LBS
Attachment Size: 72" WORKING WIDTH

M4-IN-1UB48-A (#IS2041-023-50)

Manufacturer MARTATCH
Machine Size: 20HP-40HP TRACTOR
Description: FOUR N ONE BUCKETS FOR COMPACT TRACTOR **PLUG AND PLAY** WEIGHT 400LBS **MUST SPECIFY MOUNT**

Call 770-908-9439 or check website for Price

WEIGHT 400LBS
Attachment Size: 48" WORKING WIDTH

M4-IN-1UB54-A (#IS2042-023-50)

Manufacturer MARTATCH
Machine Size: 20HP-40HP TRACTOR
Description: FOUR N ONE BUCKET FOR COMPACT TRACTOR **PLUG AND PLAY** WEIGHT 435LBS**MUST SPECIFY MOUNT**

Call 770-908-9439 or check website for Price

WEIGHT 435LBS
Attachment Size: 54" WORKING WIDTH

M4-IN-1UB60 (#IS2043-023-50)

Manufacturer MARTATCH
Machine Size: 20HP-40HP TRACTOR
Description: FOUR N ONE BUCKET FOR COMPACT TRACTOR **PLUG AND PLAY** WEIGHT 470LBS** MUST SPECIFY MOUNT**

Call 770-908-9439 or check website for Price

WEIGHT 470LBS
Attachment Size: 60" WORKING WIDTH

BUCKET FOUR N ONE JOHN DEERE TRACTOR

1MPCMP54E-1HITCATA (#IS4370-000-69)

Manufacturer: CONSTRUCTION ATTACHMENTS
Machine Size: JOHN DEERE 200-300-400-500 QA TRACTOR MAX 50HP
Description: 4-IN-1 MULTI-PURPOSE BUCKETS FOR (JOHN DEERE 200-300-400-500 QA) 50 HP**WITH BOE****18 Month Factory Warranty• Hoses and couplers included 1/2"

Call 770-908-9439 or check website for Price

WEIGHT 484 LBS
Attachment Size: 54" WORKING WIDTH

1MPCMP54T-1HITCATA (#IS4363-000-69)

Manufacturer: CONSTRUCTION ATTACHMENTS
Machine Size: JOHN DEERE 200-300-400-500 QA TRACTOR MAX 50HP
Description: 4-IN-1 MULTI-PURPOSE BUCKETS FOR (JOHN DEERE 200-300-400-500 QA) 50 HP**WITH BOLT ON TEETH****18 Month Factory Warranty• Hoses and couplers included 1/2"

Call 770-908-9439 or check website for Price

WEIGHT 445 LBS
Attachment Size: 54" WORKING WIDTH

1MPCMP60E-1HITCATA (#IS4371-000-69)

Manufacturer: CONSTRUCTION ATTACHMENTS
Machine Size: JOHN DEERE 200-300-400-500 QA TRACTOR MAX 50HP
Description: 4-IN-1 MULTI-PURPOSE BUCKETS FOR (JOHN DEERE 200-300-400-500 QA) 50 HP**WITH BOE****18 Month Factory Warranty• Hoses and couplers included 1/2"

Call 770-908-9439 or check website for Price


WEIGHT 538 LBS
Attachment Size: 60" WORKING WIDTH

1MPCMP60T-1HITCATA (#IS4364-000-69)

Manufacturer: CONSTRUCTION ATTACHMENTS
Machine Size: JOHN DEERE 200-300-400-500 QA TRACTOR MAX 50HP
Description: 4-IN-1 MULTI-PURPOSE BUCKETS FOR (JOHN DEERE 200-300-400-500 QA) 50 HP**WITH BOLT ON TEETH****18 Month Factory Warranty• Hoses and couplers included 1/2"

Call 770-908-9439 or check website for Price

WEIGHT 496 LBS
Attachment Size: 60" WORKING WIDTH

1MPCMP66E-1HITCATA (#IS4372-000-69)

Manufacturer: CONSTRUCTION ATTACHMENTS
Machine Size: JOHN DEERE 200-300-400-500 QA TRACTOR MAX 50HP
Description: 4-IN-1 MULTI-PURPOSE BUCKETS FOR (JOHN DEERE 200-300-400-500 QA) 50 HP**WITH BOE****18 Month Factory Warranty• Hoses and couplers included 1/2"

Call 770-908-9439 or check website for Price

WEIGHT 599 LBS
Attachment Size: 66" WORKING WIDTH

1MPCMP66T-1HITCATA (#IS4362-000-69)

Manufacturer: CONSTRUCTION ATTACHMENTS
Machine Size: JOHN DEERE 200-300-400-500 QA TRACTOR MAX 50HP
Description: 4-IN-1 MULTI-PURPOSE BUCKETS FOR (JOHN DEERE 200-300-400-500 QA) 50 HP**WITH BOLT ON TEETH****18 Month Factory Warranty• Hoses and couplers included 1/2"

Call 770-908-9439 or check website for Price

WEIGHT 552 LBS
Attachment Size: 66" WORKING WIDTH

1MPCMP72E (#IS4377-000-69)

Manufacturer: CONSTRUCTION ATTACHMENTS
Machine Size: SSL MOUNT TRACTOR MAX 50HP
Description: 4-IN-1 MULTI-PURPOSE BUCKETS FOR COMPACT TRACTOR LOADERS UP TO 50 HP SSL MOUNT**WITH BOE****18 Month Factory Warranty• Hoses and couplers included

Call 770-908-9439 or check website for Price

WEIGHT 631 LBS
Attachment Size: 72" WORKING WIDTH

1MPCMP72E-1HITCATA (#IS4373-000-69)

Manufacturer: CONSTRUCTION ATTACHMENTS
Machine Size: JOHN DEERE 200-300-400-500 QA TRACTOR MAX 50HP
Description: 4-IN-1 MULTI-PURPOSE BUCKETS FOR (JOHN DEERE 200-300-400-500 QA) 50 HP**WITH BOE****18 Month Factory Warranty• Hoses and couplers included 1/2"

Call 770-908-9439 or check website for Price

WEIGHT 631 LBS
Attachment Size: 72" WORKING WIDTH

1MPCMP72T-1HITCATA (#IS4365-000-69)

Manufacturer: CONSTRUCTION ATTACHMENTS
Machine Size: JOHN DEERE 200-300-400-500 QA TRACTOR MAX 50HP
Description: 4-IN-1 MULTI-PURPOSE BUCKETS FOR (JOHN DEERE 200-300-400-500 QA) 50 HP**WITH BOLT ON TEETH****18 Month Factory Warranty• Hoses and couplers included 1/2"

Call 770-908-9439 or check website for Price

WEIGHT 594 LBS
Attachment Size: 72" WORKING WIDTH

1MPLC73-1HITCATA (#IS4494-000-69)

Manufacturer: CONSTRUCTION ATTACHMENTS
Machine Size: JOHN DEERE 500 QA
Description: 4-IN-1 MULTI-PURPOSE BUCKETS***73" MP Low Capacity Bucket***18 Month Factory Warranty• Hoses and couplers included JOHN DEERE 500 QA

Call 770-908-9439 or check website for Price

WEIGHT 766 LBS**Attachment Size:** 73" WORKING WIDTH**BUCKET FOUR N ONE MINI SKID STEER****18076 (#IS2189-025-34)**

Manufacturer: PALADIN
Machine Size: MINI
Description: 38" FOUR IN ONE BUCKET with flat face couplers

Call 770-908-9439 or check website for Price

WEIGHT 240LBS**Attachment Size:** 38" WORKING WIDTH**1MPMN42 (#IS4622-000-69)**

Manufacturer: CONSTRUCTION ATTACHMENTS
Machine Size: MINI
Description: 4-IN-1 MULTI-PURPOSE BUCKETS**SMOOTH EDGE***18 Month Factory Warranty• Hoses and couplers included

Call 770-908-9439 or check website for Price

WEIGHT 416 LBS**Attachment Size:** 42" WORKING WIDTH**1MPMN42E (#IS4624-000-69)**

Manufacturer: CONSTRUCTION ATTACHMENTS
Machine Size: MINI
Description: 4-IN-1 MULTI-PURPOSE BUCKETS**WITH BOE***18 Month Factory Warranty• Hoses and couplers included

Call 770-908-9439 or check website for Price

WEIGHT 450 LBS**Attachment Size:** 42" WORKING WIDTH**1MPMN42T (#IS4623-000-69)**

Manufacturer: CONSTRUCTION ATTACHMENTS
Machine Size: MINI
Description: 4-IN-1 MULTI-PURPOSE BUCKETS**BOLT ON TEETH***18 Month Factory Warranty• Hoses and couplers included

Call 770-908-9439 or check website for Price

WEIGHT 430 LBS**Attachment Size:** 42" WORKING WIDTH**1MPMN48 (#IS4625-000-69)**

Manufacturer: CONSTRUCTION ATTACHMENTS
Machine Size: MINI
Description: 4-IN-1 MULTI-PURPOSE BUCKETS**SMOOTH EDGE***18 Month Factory Warranty• Hoses and couplers included

Call 770-908-9439 or check website for Price

WEIGHT 447 LBS**Attachment Size:** 48" WORKING WIDTH**1MPMN48E (#IS4627-000-69)**

Manufacturer: CONSTRUCTION ATTACHMENTS
Machine Size: MINI
Description: 4-IN-1 MULTI-PURPOSE BUCKETS**SMOOTH EDGE***18 Month Factory Warranty• Hoses and couplers included

Call 770-908-9439 or check website for Price

WEIGHT 485 LBS**Attachment Size:** 48" WORKING WIDTH**1MPMN48T (#IS4626-000-69)**

Manufacturer: CONSTRUCTION ATTACHMENTS
Machine Size: MINI
Description: 4-IN-1 MULTI-PURPOSE BUCKETS**BOLT ON TEETH***18 Month Factory Warranty• Hoses and couplers included

Call 770-908-9439 or check website for Price

WEIGHT 461 LBS**Attachment Size:** 48" WORKING WIDTH**1MPMN54 (#IS4628-000-69)**

Manufacturer: CONSTRUCTION ATTACHMENTS
Machine Size: MINI
Description: 4-IN-1 MULTI-PURPOSE BUCKETS**SMOOTH EDGE***18 Month Factory Warranty• Hoses and couplers included

Call 770-908-9439 or check website for Price


WEIGHT 510 LBS**Attachment Size:** 54" WORKING WIDTH**1MPMN54E (#IS4630-000-69)**

Manufacturer: CONSTRUCTION ATTACHMENTS
Machine Size: MINI
Description: 4-IN-1 MULTI-PURPOSE BUCKETS**WITH BOE***18 Month Factory Warranty• Hoses and couplers included

Call 770-908-9439 or check website for Price

WEIGHT 553 LBS**Attachment Size:** 54" WORKING WIDTH

1MPMN54T (#IS4629-000-69)



Manufacturer CONSTRUCTION ATTACHMENTS
Machine Size: MINI
Description: 4-IN-1 MULTI-PURPOSE BUCKETS**BOLT ON TEETH**18 Month Factory Warranty• Hoses and couplers included

Call 770-908-9439 or check website for Price

WEIGHT 524 LBS
Attachment Size: 54" WORKING WIDTH

2008270 (#IS2182-025-34)



Manufacturer PALADIN
Machine Size: MINI
Description: 42.5" FOUR IN ONE BUCKET with flat face couplers

Call 770-908-9439 or check website for Price

WEIGHT 268LBS
Attachment Size: 42.5" WORKING WIDTH

M4-IN-1UB48 (#IS2062-023-50)



Manufacturer MARTATCH
Machine Size: MINI
Description: 48" FOUR N ONE BUCKET FOR MINI **PLUG AND PLAY**

Call 770-908-9439 or check website for Price

WEIGHT 400LBS
Attachment Size: 48" WORKING WIDTH

BUCKET FOUR N ONE SKID STEER

108022/103603/15028 (#IS2174-025-34)



Manufacturer PALADIN
Machine Size: SSL
Description: 4-IN-1 MULTI-PURPOSE BUCKET FOR SKID-STEER LOADERS**SMOOTH BOE**PLUG AND PLAY**

Call 770-908-9439 or check website for Price

WEIGHT 900LBS
Attachment Size: 72" WORKING WIDTH

108023/103603 (#IS2175-025-34)



Manufacturer PALADIN
Machine Size: SSL
Description: 4-IN-1 MULTI-PURPOSE BUCKET FOR SKID-STEER LOADERS **WITH TEETH**PLUG AND PLAY**

Call 770-908-9439 or check website for Price

WEIGHT 958LBS
Attachment Size: 72" WORKING WIDTH

108024/103603/16204 (#IS2176-025-34)



Manufacturer PALADIN
Machine Size: SSL
Description: 4-IN-1 MULTI-PURPOSE BUCKET FOR SKID-STEER LOADERS**SMOOTH BOE**PLUG AND PLAY**

Call 770-908-9439 or check website for Price

WEIGHT 935LBS
Attachment Size: 78" WORKING WIDTH

108025/103603 (#IS2177-025-34)



Manufacturer PALADIN
Machine Size: SSL
Description: 4-IN-1 MULTI-PURPOSE BUCKET FOR SKID-STEER LOADERS**WITH TEETH**PLUG AND PLAY**

Call 770-908-9439 or check website for Price

WEIGHT 993LBS
Attachment Size: 78" WORKING WIDTH

108026/103603/16183 (#IS2178-025-34)



Manufacturer PALADIN
Machine Size: SSL
Description: 4-IN-1 MULTI-PURPOSE BUCKET FOR SKID-STEER LOADERS**SMOOTH BOE**PLUG AND PLAY**

Call 770-908-9439 or check website for Price

WEIGHT 975LBS
Attachment Size: 84" WORKING WIDTH

108027/103603 (#IS2179-025-34)



Manufacturer PALADIN
Machine Size: SSL
Description: 4-IN-1 MULTI-PURPOSE BUCKET FOR SKID-STEER LOADERS**WITH TEETH**PLUG AND PLAY**

Call 770-908-9439 or check website for Price

WEIGHT 1040LBS
Attachment Size: 84" WORKING WIDTH

1MP67E (#IS4359-000-69)



Manufacturer CONSTRUCTION ATTACHMENTS
Machine Size: SSL
Description: 4-IN-1 MULTI-PURPOSE BUCKETS**WITH BOE**18 Month Factory Warranty• Hoses and couplers included

Call 770-908-9439 or check website for Price

WEIGHT 914 LBS
Attachment Size: 67" WORKING WIDTH

**Prices subject to change at anytime..call for most up-to-date pricing.

1MP67T (#IS4357-000-69)




Manufacturer CONSTRUCTION ATTACHMENTS
Machine Size: SSL
Description: 4-IN-1 MULTI-PURPOSE BUCKETS**WITH BOLT ON TEETH***18 Month Factory Warranty• Hoses and couplers included

Call 770-908-9439 or check website for Price

WEIGHT 914 LBS
Attachment Size: 67" WORKING WIDTH

1MP73E (#IS4360-000-69)



Manufacturer CONSTRUCTION ATTACHMENTS
Machine Size: SSL
Description: 4-IN-1 MULTI-PURPOSE BUCKETS**WITH BOE***18 Month Factory Warranty• Hoses and couplers included

Call 770-908-9439 or check website for Price

WEIGHT 947 LBS
Attachment Size: 73" WORKING WIDTH

1MP73T (#IS4356-000-69)



Manufacturer CONSTRUCTION ATTACHMENTS
Machine Size: SSL
Description: 4-IN-1 MULTI-PURPOSE BUCKETS**WITH BOLT ON TEETH***18 Month Factory Warranty• Hoses and couplers included

Call 770-908-9439 or check website for Price

WEIGHT 947 LBS
Attachment Size: 73" WORKING WIDTH

1MP76E (#IS4361-000-69)



Manufacturer CONSTRUCTION ATTACHMENTS
Machine Size: SSL
Description: 4-IN-1 MULTI-PURPOSE BUCKETS**WITH BOE***18 Month Factory Warranty• Hoses and couplers included

Call 770-908-9439 or check website for Price

WEIGHT 999 LBS
Attachment Size: 76" WORKING WIDTH

1MP76T (#IS4358-000-69)




Manufacturer CONSTRUCTION ATTACHMENTS
Machine Size: SSL
Description: 4-IN-1 MULTI-PURPOSE BUCKETS**WITH BOLT ON TEETH***18 Month Factory Warranty• Hoses and couplers included

Call 770-908-9439 or check website for Price

WEIGHT 999 LBS
Attachment Size: 76" WORKING WIDTH

1MPSXD67E (#IS4387-000-69)



Manufacturer CONSTRUCTION ATTACHMENTS
Machine Size: SSL
Description: 4-IN-1 MULTI-PURPOSE BUCKETS SEVERE XTREME DUTY 67" WITH BOE***

Call 770-908-9439 or check website for Price

WEIGHT 1127 LBS
Attachment Size: 67" WORKING WIDTH

1MPSXD67LT (#IS4383-000-69)



Manufacturer CONSTRUCTION ATTACHMENTS
Machine Size: SSL
Description: 4-IN-1 MULTI-PURPOSE BUCKETS SEVERE XTREME DUTY 67" with Large Bolt-on Teeth

Call 770-908-9439 or check website for Price

WEIGHT 1060 LBS
Attachment Size: 67" WORKING WIDTH

1MPSXD67LTSC (#IS4384-000-69)



Manufacturer CONSTRUCTION ATTACHMENTS
Machine Size: SSL
Description: 4-IN-1 MULTI-PURPOSE BUCKETS SEVERE XTREME DUTY 67" with Large Bolt-on Teeth & Bolt-on Side Cutters

Call 770-908-9439 or check website for Price

WEIGHT 1076 LBS
Attachment Size: 67" WORKING WIDTH

1MPSXD67TBSC (#IS4380-000-69)



Manufacturer CONSTRUCTION ATTACHMENTS
Machine Size: SSL
Description: 4-IN-1 MULTI-PURPOSE BUCKETS SEVERE XTREME DUTY 67" with Bolt-on Tooth Bar & Bolt-on Side Cutters

Call 770-908-9439 or check website for Price

WEIGHT 1127 LBS
Attachment Size: 67" WORKING WIDTH

1MPSXD67WT (#IS4385-000-69)




Manufacturer CONSTRUCTION ATTACHMENTS
Machine Size: SSL
Description: 4-IN-1 MULTI-PURPOSE BUCKETS SEVERE XTREME DUTY 67" with Weld-on Teeth

Call 770-908-9439 or check website for Price

WEIGHT 1074 LBS
Attachment Size: 67" WORKING WIDTH

**Prices subject to change at anytime..call for most up-to-date pricing.

1MPSXD73E (#IS4388-000-69)

Manufacturer CONSTRUCTION ATTACHMENTS
Machine Size: SSL
Description: 4-IN-1 MULTI-PURPOSE BUCKETS SEVERE XTREME DUTY 73" " ***WITH BOE***

Call 770-908-9439 or check website for Price


WEIGHT 1192 LBS
Attachment Size: 73" WORKING WIDTH

1MPSXD73LT (#IS4378-000-69)

Manufacturer CONSTRUCTION ATTACHMENTS
Machine Size: SSL
Description: 4-IN-1 MULTI-PURPOSE BUCKETS SEVERE XTREME DUTY 73" " with Large Bolt-on Teeth

Call 770-908-9439 or check website for Price

WEIGHT 1123 LBS
Attachment Size: 73" WORKING WIDTH

1MPSXD73LTSC (#IS4379-000-69)

Manufacturer CONSTRUCTION ATTACHMENTS
Machine Size: SSL
Description: 4-IN-1 MULTI-PURPOSE BUCKETS SEVERE XTREME DUTY 73" " with Large Bolt-on Teeth & Bolt-on Side Cutters

Call 770-908-9439 or check website for Price

WEIGHT 1139 LBS
Attachment Size: 73" WORKING WIDTH

1MPSXD73TBSC (#IS4382-000-69)

Manufacturer CONSTRUCTION ATTACHMENTS
Machine Size: SSL
Description: 4-IN-1 MULTI-PURPOSE BUCKETS SEVERE XTREME DUTY 73" " with Bolt-on Tooth Bar & Bolt-on Side Cutters

Call 770-908-9439 or check website for Price

WEIGHT 1183 LBS
Attachment Size: 73" WORKING WIDTH

1MPSXD73WT (#IS4381-000-69)

Manufacturer CONSTRUCTION ATTACHMENTS
Machine Size: SSL
Description: 4-IN-1 MULTI-PURPOSE BUCKETS SEVERE XTREME DUTY 73" " with Weld-on Teeth

Call 770-908-9439 or check website for Price

WEIGHT 1137 LBS
Attachment Size: 73" WORKING WIDTH

1MPSXD76E (#IS4389-000-69)

Manufacturer CONSTRUCTION ATTACHMENTS
Machine Size: SSL
Description: 4-IN-1 MULTI-PURPOSE BUCKETS SEVERE XTREME DUTY 76" " ***WITH BOE***

Call 770-908-9439 or check website for Price

WEIGHT 1212 LBS
Attachment Size: 76" WORKING WIDTH

1MPSXD76LT (#IS4390-000-69)

Manufacturer CONSTRUCTION ATTACHMENTS
Machine Size: SSL
Description: 4-IN-1 MULTI-PURPOSE BUCKETS SEVERE XTREME DUTY 76" " with Large Bolt-on Teeth

Call 770-908-9439 or check website for Price

WEIGHT 1138 LBS
Attachment Size: 76" WORKING WIDTH

1MPSXD76LTSC (#IS4391-000-69)

Manufacturer CONSTRUCTION ATTACHMENTS
Machine Size: SSL
Description: 4-IN-1 MULTI-PURPOSE BUCKETS SEVERE XTREME DUTY 76" " with Large Bolt-on Teeth & Bolt-on Side Cutters

Call 770-908-9439 or check website for Price

WEIGHT 1154 LBS
Attachment Size: 76" WORKING WIDTH

1MPSXD76TBSC (#IS4392-000-69)

Manufacturer CONSTRUCTION ATTACHMENTS
Machine Size: SSL
Description: 4-IN-1 MULTI-PURPOSE BUCKETS SEVERE XTREME DUTY 76" " with Bolt-on Tooth Bar & Bolt-on Side Cutters

Call 770-908-9439 or check website for Price

WEIGHT 1203 LBS
Attachment Size: 76" WORKING WIDTH

1MPSXD76WT (#IS4393-000-69)

Manufacturer CONSTRUCTION ATTACHMENTS
Machine Size: SSL
Description: 4-IN-1 MULTI-PURPOSE BUCKETS SEVERE XTREME DUTY 76" " with Weld-on Teeth

Call 770-908-9439 or check website for Price

WEIGHT 1154 LBS
Attachment Size: 76" WORKING WIDTH

1MPSXD80E (#IS4394-000-69)

Manufacturer CONSTRUCTION ATTACHMENTS
Machine Size: SSL
Description: 4-IN-1 MULTI-PURPOSE BUCKETS SEVERE XTREME DUTY 80" " ***WITH BOE***

Call 770-908-9439 or check website for Price

WEIGHT 1240 LBS
Attachment Size: 80" WORKING WIDTH

1MPSXD80LT (#IS4395-000-69)

Manufacturer: CONSTRUCTION ATTACHMENTS
Machine Size: SSL
Description: 4-IN-1 MULTI-PURPOSE BUCKETS SEVERE XTREME DUTY 80 with Large Bolt-on Teeth

Call 770-908-9439 or check website for Price

WEIGHT: 1168 LBS
Attachment Size: 80" WORKING WIDTH

1MPSXD80LTSC (#IS4396-000-69)

Manufacturer: CONSTRUCTION ATTACHMENTS
Machine Size: SSL
Description: 4-IN-1 MULTI-PURPOSE BUCKETS SEVERE XTREME DUTY 80" with Large Bolt-on Teeth & Bolt-on Side Cutters

Call 770-908-9439 or check website for Price

WEIGHT: 1182 LBS
Attachment Size: 80" WORKING WIDTH

1MPSXD80TBSC (#IS4397-000-69)

Manufacturer: CONSTRUCTION ATTACHMENTS
Machine Size: SSL
Description: 4-IN-1 MULTI-PURPOSE BUCKETS SEVERE XTREME DUTY 80 with Bolt-on Tooth Bar & Bolt-on Side Cutters

Call 770-908-9439 or check website for Price

WEIGHT: 1228LBS
Attachment Size: 80" WORKING WIDTH

1MPSXD80WT (#IS4398-000-69)

Manufacturer: CONSTRUCTION ATTACHMENTS
Machine Size: SSL
Description: 4-IN-1 MULTI-PURPOSE BUCKETS SEVERE XTREME DUTY 80" with Weld-on Teeth

Call 770-908-9439 or check website for Price

WEIGHT: 1184LBS
Attachment Size: 80" WORKING WIDTH

1MPSXD84 (#IS4553-000-69)

Manufacturer: CONSTRUCTION ATTACHMENTS
Machine Size: SSL
Description: 4-IN-1 MULTI-PURPOSE BUCKETS SEVERE XTREME DUTY 84" with *

Call 770-908-9439 or check website for Price

WEIGHT: 1246 LBS
Attachment Size: 84" WORKING WIDTH

1MPSXD84E (#IS4399-000-69)

Manufacturer: CONSTRUCTION ATTACHMENTS
Machine Size: SSL
Description: 4-IN-1 MULTI-PURPOSE BUCKETS SEVERE XTREME DUTY 84" with ***WITH BOE***

Call 770-908-9439 or check website for Price

WEIGHT: 1246 LBS
Attachment Size: 84" WORKING WIDTH

1MPSXD84LT (#IS4400-000-69)

Manufacturer: CONSTRUCTION ATTACHMENTS
Machine Size: SSL
Description: 4-IN-1 MULTI-PURPOSE BUCKETS SEVERE XTREME DUTY 84" with Large Bolt-on Teeth

Call 770-908-9439 or check website for Price

WEIGHT: 1190 LBS
Attachment Size: 84" WORKING WIDTH

1MPSXD84LTSC (#IS4401-000-69)

Manufacturer: CONSTRUCTION ATTACHMENTS
Machine Size: SSL
Description: 4-IN-1 MULTI-PURPOSE BUCKETS SEVERE XTREME DUTY 84" with Large Bolt-on Teeth & Bolt-on Side Cutters

Call 770-908-9439 or check website for Price

WEIGHT: 1206 LBS
Attachment Size: 84" WORKING WIDTH

1MPSXD84TBSC (#IS4402-000-69)

Manufacturer: CONSTRUCTION ATTACHMENTS
Machine Size: SSL
Description: 4-IN-1 MULTI-PURPOSE BUCKETS SEVERE XTREME DUTY 84" with Bolt-on Tooth Bar & Bolt-on Side Cutters

Call 770-908-9439 or check website for Price

WEIGHT: 1239 LBS
Attachment Size: 84" WORKING WIDTH

1MPSXD84WT (#IS4403-000-69)

Manufacturer: CONSTRUCTION ATTACHMENTS
Machine Size: SSL
Description: 4-IN-1 MULTI-PURPOSE BUCKETS SEVERE XTREME DUTY 84" with Weld-on Teeth

Call 770-908-9439 or check website for Price

WEIGHT: 1210 LBS
Attachment Size: 84" WORKING WIDTH

1MPULT80ESC (#IS4549-000-69)

Call 770-908-9439 or check website for Price



Manufacturer CONSTRUCTION ATTACHMENTS
Machine Size: SSL

WEIGHT 1564 LBS
Attachment Size: 80" WORKING WIDTH

Description: Ultra Duty 4-IN-1 Multi-Purpose Bucket with Bolt-on Edge & Bolt-on Side Cutters

1MPULT80LTSC (#IS4548-000-69)

Call 770-908-9439 or check website for Price



Manufacturer CONSTRUCTION ATTACHMENTS
Machine Size: SSL

WEIGHT 1490 LBS
Attachment Size: 80" WORKING WIDTH

Description: Ultra Duty 4-IN-1 Multi-Purpose Bucket with Large Bolt-on Teeth & Bolt-on Side Cutters

1MPULT80SC (#IS4550-000-69)

Call 770-908-9439 or check website for Price



Manufacturer CONSTRUCTION ATTACHMENTS
Machine Size: SSL

WEIGHT 1434 LBS
Attachment Size: 80" WORKING WIDTH

Description: Ultra Duty 4-IN-1 Multi-Purpose Bucket with Bolt-on Side Cutters

1MPULT84ESC (#IS4546-000-69)

Call 770-908-9439 or check website for Price



Manufacturer CONSTRUCTION ATTACHMENTS
Machine Size: SSL

WEIGHT 1555 LBS
Attachment Size: 84" WORKING WIDTH

Description: Ultra Duty 4-IN-1 Multi-Purpose Bucket with Bolt-on Edge & Bolt-on Side Cutters

1MPULT84LTSC (#IS4545-000-69)

Call 770-908-9439 or check website for Price



Manufacturer CONSTRUCTION ATTACHMENTS
Machine Size: SSL

WEIGHT 1555 LBS
Attachment Size: 84" WORKING WIDTH

Description: Ultra Duty 4-IN-1 Multi-Purpose Bucket with Large Bolt-on Teeth & Bolt-on Side Cutters

1MPULT84SC (#IS4547-000-69)

Call 770-908-9439 or check website for Price



Manufacturer CONSTRUCTION ATTACHMENTS
Machine Size: SSL

WEIGHT 1555 LBS
Attachment Size: 84" WORKING WIDTH

Description: Ultra Duty 4-IN-1 Multi-Purpose Bucket with Bolt-on Side Cutters

KD113721 (#IS1724-025-34)

Call 770-908-9439 or check website for Price



Manufacturer PALADIN
Machine Size: SSL
Description: 72" 4 IN 1 BUCKET W/HOSES AND COUPLERS **PLUG AND PLAY**

WEIGHT 774LBS
Attachment Size: 72" WORKING WIDTH

KD114858 (#IS1932-025-34)

Call 770-908-9439 or check website for Price

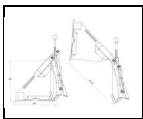


Manufacturer PALADIN
Machine Size: SSL
Description: 80" 4 IN 1 BUCKET W/HOSES AND COUPLERS **PLUG AND PLAY**

WEIGHT 950LBS
Attachment Size: 80" WORKING WIDTH

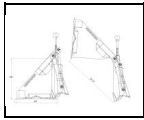
M4-IN-1BL66-A (#IS2374-023-50)

Call 770-908-9439 or check website for Price

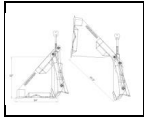


Manufacturer MARTATCH
Machine Size: SSL
Description: FOUR N ONE BUCKET FOR SSL **PLUG AND PLAY** WEIGHT 1115LBS 22.3 CU FT HEAPED

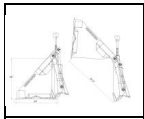
WEIGHT 1115LBS
Attachment Size: 66" WORKING WIDTH HIGH CAPACITY

M4-IN-1BL72-A (#IS2375-023-50)**Manufacturer** MARTATCH**Machine Size:** SSL**Description:** FOUR N ONE BUCKET FOR SSL **PLUG AND PLAY** WEIGHT 1200LBS 33.6 CU FT HEAPED

Call 770-908-9439 or check website for Price

WEIGHT 1200LBS**Attachment Size:** 72" WORKING WIDTH HIGH CAPACITY**M4-IN-1BL78-A (#IS2376-023-50)****Manufacturer** MARTATCH**Machine Size:** SSL**Description:** FOUR N ONE BUCKET FOR SSL **PLUG AND PLAY** WEIGHT 1285LBS 35.5 CU FT HEAPED

Call 770-908-9439 or check website for Price

WEIGHT 1285LBS**Attachment Size:** 78" WORKING WIDTH HIGH CAPACITY**M4-IN-1BL84-A (#IS2377-023-50)****Manufacturer** MARTATCH**Machine Size:** SSL**Description:** FOUR N ONE BUCKET FOR SSL **PLUG AND PLAY** WEIGHT 1375LBS 37.10CU FT HEAPED

Call 770-908-9439 or check website for Price

WEIGHT 1375LBS**Attachment Size:** 84" WORKING WIDTH HIGH CAPACITY**M4-IN-1BM66-A (#IS2044-023-50)****Manufacturer** MARTATCH**Machine Size:** SSL**Description:** FOUR N ONE BUCKET FOR SSL **PLUG AND PLAY** WEIGHT 755LBS

Call 770-908-9439 or check website for Price

WEIGHT 755LBS**Attachment Size:** 66" WORKING WIDTH**M4-IN-1BM72-A (#IS2045-023-50)****Manufacturer** MARTATCH**Machine Size:** SSL**Description:** FOUR N ONE BUCKET FOR SSL **PLUG AND PLAY** WEIGHT 775LBS

Call 770-908-9439 or check website for Price

WEIGHT 775LBS**Attachment Size:** 72" WORKING WIDTH**M4-IN-1BM78-A (#IS2046-023-50)****Manufacturer** MARTATCH**Machine Size:** SSL**Description:** FOUR N ONE BUCKET FOR SSL **PLUG AND PLAY** WEIGHT 795LBS

Call 770-908-9439 or check website for Price

WEIGHT 795LBS**Attachment Size:** 78" WORKING WIDTH**M4-IN-1BM78WT-A (#IS2491-023-50)****Manufacturer** MARTATCH**Machine Size:** SSL**Description:** FOUR N ONE BUCKET FOR SSL **PLUG AND PLAY** WEIGHT 795LBS WITH 8 TEETH

Call 770-908-9439 or check website for Price

WEIGHT 825LBS**Attachment Size:** 78" WORKING WIDTH WITH 8 TEETH**M4-IN-1BM84-A (#IS2047-023-50)****Manufacturer** MARTATCH**Machine Size:** SSL**Description:** FOUR N ONE BUCKET FOR SSL **PLUG AND PLAY** WEIGHT 755LBS

Call 770-908-9439 or check website for Price

WEIGHT 875LBS**Attachment Size:** 84" WORKING WIDTH**M4-IN-1BM84WT-A (#IS2493-023-50)****Manufacturer** MARTATCH**Machine Size:** SSL**Description:** FOUR N ONE BUCKET FOR SSL **PLUG AND PLAY** WEIGHT 755LBS WITH TEETH

Call 770-908-9439 or check website for Price

WEIGHT 925LBS**Attachment Size:** 84" WORKING WIDTH WITH TEETH**BUCKET FOUR N ONE TELEHANDLER****LAF3182-0733/103603 (#IS3439-025-34)****Manufacturer** PALADIN**Machine Size:** TELEHANDLER**Description:** 4-IN-1 MULTI-PURPOSE BUCKETS***MUST SPECIFY MOUNT***

Call 770-908-9439 or check website for Price

CAPACITY 1 YARD**Attachment Size:** 82" WORKING WIDTH

LAF3190-0733/103603 (#IS3440-025-34)



Manufacturer: PALADIN
Machine Size: TELEHANDLER
Description: 4-IN-1 MULTI-PURPOSE BUCKETS***MUST SPECIFY MOUNT***

Call 770-908-9439 or check website for Price

CAPACITY: 1.1 YARD
Attachment Size: 90" WORKING WIDTH

LAF3196-0733/103603 (#IS3441-025-34)



Manufacturer: PALADIN
Machine Size: TELEHANDLER
Description: 4-IN-1 MULTI-PURPOSE BUCKETS***MUST SPECIFY MOUNT***

Call 770-908-9439 or check website for Price

CAPACITY: 1.2 YARD
Attachment Size: 96" WORKING WIDTH

BUCKET FOUR N ONE TRACTOR

M4-IN-1BM66T (#IS2251-023-50)



Manufacturer: MARTATCH
Machine Size: 35HP-45HP TRACTOR
Description: FOUR N ONE BUCKET **PLUG AND PLAY** WEIGHT 755LBS**MUST SPECIFY MOUNT**

Call 770-908-9439 or check website for Price

WEIGHT: 825LBS
Attachment Size: 66" WORKING WIDTH

M4-IN-1BM72T (#IS2252-023-50)



Manufacturer: MARTATCH
Machine Size: 45HP-65HP TRACTOR
Description: FOUR N ONE BUCKET **PLUG AND PLAY** WEIGHT 775LBS**MUST SPECIFY MOUNT**

Call 770-908-9439 or check website for Price

WEIGHT: 855LBS
Attachment Size: 72" WORKING WIDTH

M4-IN-1BM78T (#IS2253-023-50)



Manufacturer: MARTATCH
Machine Size: 65HP-80HP TRACTOR
Description: FOUR N ONE BUCKET **PLUG AND PLAY** WEIGHT 795LBS**MUST SPECIFY MOUNT**

Call 770-908-9439 or check website for Price

WEIGHT: 865LBS
Attachment Size: 78" WORKING WIDTH

M4-IN-1BM84T (#IS2254-023-50)



Manufacturer: MARTATCH
Machine Size: 80HP-90HP TRACTOR
Description: FOUR N ONE BUCKETS **PLUG AND PLAY** WEIGHT 755LBS**MUST SPECIFY MOUNT**

Call 770-908-9439 or check website for Price

WEIGHT: 875LBS
Attachment Size: 84" WORKING WIDTH

BUCKET FOUR N ONE WHEEL LOADER

LAF3182-0733/103603 (#IS3431-025-34)



Manufacturer: PALADIN
Machine Size: WHEEL LOADER
Description: 4-IN-1 MULTI-PURPOSE BUCKETS***MUST SPECIFY MOUNT***

Call 770-908-9439 or check website for Price

CAPACITY: 1 YARD
Attachment Size: 82" WORKING WIDTH

LAF3190-0733/103603 (#IS3432-025-34)



Manufacturer: PALADIN
Machine Size: WHEEL LOADER
Description: 4-IN-1 MULTI-PURPOSE BUCKETS***MUST SPECIFY MOUNT***

Call 770-908-9439 or check website for Price

CAPACITY: 1.1 YARD
Attachment Size: 90" WORKING WIDTH

LAF3196-0733/103603 (#IS3433-025-34)



Manufacturer: PALADIN
Machine Size: WHEEL LOADER
Description: 4-IN-1 MULTI-PURPOSE BUCKETS***MUST SPECIFY MOUNT***

Call 770-908-9439 or check website for Price

CAPACITY: 1.2 YARD
Attachment Size: 96" WORKING WIDTH

BUCKET HIGH CAPACITY SKID STEER

102191 (#IS2267-025-34)



Manufacturer: PALADIN
Machine Size: SSL
Description: HIGH-CAPACITY LIGHT MATERIAL BUCKETS FOR SKID-STEER LOADERS (1.625 yd³)

Call 770-908-9439 or check website for Price

WEIGHT: 740LBS
Attachment Size: 84" WORKING WIDTH

**Prices subject to change at anytime..call for most up-to-date pricing.

102333 (#IS2268-025-34)



Manufacturer: PALADIN
Machine Size: SSL
Description: HIGH-CAPACITY LIGHT MATERIAL BUCKETS FOR SKID-STEER LOADERS (2 yd³)

Call 770-908-9439 or check website for Price

WEIGHT: 880LBS
Attachment Size: 96" WORKING WIDTH

1GPAGHCLB74RR (#IS4349-000-69)



Manufacturer: CONSTRUCTION ATTACHMENTS
Machine Size: TRACTOR SSL MOUNT
Description: HIGH CAPACITY LITTER BUCKET***SSL MOUNT**NO BOE**18 Month Factory Warranty

Call 770-908-9439 or check website for Price

WEIGHT: 788 LBS
Attachment Size: 74" WORKING WIDTH

1GPAGHCLB84RR (#IS4350-000-69)



Manufacturer: CONSTRUCTION ATTACHMENTS
Machine Size: TRACTOR SSL MOUNT
Description: HIGH CAPACITY LITTER BUCKET***SSL MOUNT**NO BOE**18 Month Factory Warranty

Call 770-908-9439 or check website for Price

WEIGHT: 858 LBS
Attachment Size: 84" WORKING WIDTH

1GPAGHCLB93RR (#IS4351-000-69)



Manufacturer: CONSTRUCTION ATTACHMENTS
Machine Size: TRACTOR SSL MOUNT
Description: HIGH CAPACITY LITTER BUCKET***SSL MOUNT**NO BOE**18 Month Factory Warranty

Call 770-908-9439 or check website for Price

WEIGHT: 946 LBS
Attachment Size: 93" WORKING WIDTH

1GPHCLM66E (#IS4582-000-69)



Manufacturer: CONSTRUCTION ATTACHMENTS
Machine Size: SSL 100 HP MAX
Description: 66" GP Xtreme Duty High Capacity Light Material Bucket with Bolt-on Edge

Call 770-908-9439 or check website for Price

WEIGHT: 588 LBS
Attachment Size: 66" WORKING WIDTH

1GPHCLM72E (#IS4583-000-69)



Manufacturer: CONSTRUCTION ATTACHMENTS
Machine Size: SSL 100 HP MAX
Description: 72" GP Xtreme Duty High Capacity Light Material Bucket with Bolt-on Edge

Call 770-908-9439 or check website for Price

WEIGHT: 640 LBS
Attachment Size: 72" WORKING WIDTH

1GPHCSC78E (#IS4443-000-69)



Manufacturer: CONSTRUCTION ATTACHMENTS
Machine Size: SSL 100 HP MAX
Description: HIGH CAPACITY SCRAP, MULCH, SNOW XTREME DUTY WITH BOE

Call 770-908-9439 or check website for Price

WEIGHT: 683 LBS
Attachment Size: 84" WORKING WIDTH

1GPHCSC84 (#IS4562-000-69)



Manufacturer: CONSTRUCTION ATTACHMENTS
Machine Size: SSL 100 HP MAX
Description: HIGH CAPACITY SCRAP, MULCH, SNOW XTREME DUTY NO BOE

Call 770-908-9439 or check website for Price

WEIGHT: 613 LBS
Attachment Size: 84" WORKING WIDTH

1GPHCSC84E (#IS4442-000-69)



Manufacturer: CONSTRUCTION ATTACHMENTS
Machine Size: SSL 100 HP MAX
Description: HIGH CAPACITY SCRAP, MULCH, SNOW XTREME DUTY WITH BOE

Call 770-908-9439 or check website for Price

WEIGHT: 613 LBS
Attachment Size: 84" WORKING WIDTH

MBH72HV (#IS3395-023-50)



Manufacturer: MARTATCH
Machine Size: SSL
Description: 30"H X 36"D X 72"L [H.VOL.]-25.8 CUBIC FEET/ 32.8 CUBIC FEET HEAPED

Call 770-908-9439 or check website for Price

WEIGHT: 820LBS
Attachment Size: 72" WORKING WIDTH HIGH CAPACITY

MBH72S-A/MBOCE3/4X8-A (#IS3693-023-50)




Manufacturer: MARTATCH
Machine Size: SSL
Description: 19"H X 32"D X 72"L .555 YARDS LEVEL .663 YARDS HEAPED--3/4" X 8" DOUBLE BEVEL CUTTING EDGE SMOOTH

Call 770-908-9439 or check website for Price

WEIGHT: 775LBS
Attachment Size: 72" WORKING WIDTH

MBH72XL (#IS3818-023-50)




Manufacturer: MARTATCH
Machine Size: SSL
Description: 36"H X 48"D X 72"L 1.5 YARDS LEVEL / 1.885 YARDS HEAPED

Call 770-908-9439 or check website for Price

WEIGHT: 1050LBS
Attachment Size: 72" WORKING WIDTH HIGH CAPACITY

MBH78S-A/MBOCE3/4X8-A (#IS3694-023-50)



Manufacturer: MARTATCH
Machine Size: SSL
Description: 19"H X 32"D X 78"L .663 YARDS LEVEL .775 YARDS HEAPED--3/4" X 8" DOUBLE BEVEL CUTTING EDGE SMOOTH

Call 770-908-9439 or check website for Price

WEIGHT: 795LBS
Attachment Size: 78" WORKING WIDTH

MBH84HV-A/MBOCE3/4X8-A (#IS2697-023-50)




Manufacturer: MARTATCH
Machine Size: SSL
Description: 30"H X 36"D X 84"L 1.1 YARDS LEVEL 1.4 YARDS HEAPED--3/4" X 8" DOUBLE BEVEL CUTTING EDGE SMOOTH

Call 770-908-9439 or check website for Price

WEIGHT: 935LBS
Attachment Size: 84" WORKING WIDTH

MBH84L-A/MBOCE3/4X8-A (#IS2698-023-50)




Manufacturer: MARTATCH
Machine Size: SSL
Description: 24"H X 36"D X 84"L .9 YARDS LEVEL 1.08 YARDS HEAPED--3/4" X 8" DOUBLE BEVEL CUTTING EDGE SMOOTH

Call 770-908-9439 or check website for Price

WEIGHT: 865LBS
Attachment Size: 84" WORKING WIDTH

MBH84S-A/MBOCE3/4X8-A (#IS3692-023-50)




Manufacturer: MARTATCH
Machine Size: SSL
Description: 19"H X 32"D X 84"L .664 YARDS LEVEL .78 YARDS HEAPED--3/4" X 8" DOUBLE BEVEL CUTTING EDGE SMOOTH

Call 770-908-9439 or check website for Price

WEIGHT: 825LBS
Attachment Size: 84" WORKING WIDTH

MBH84XL-A/MBOCE3/4X8-A (#IS2696-023-50)



Manufacturer: MARTATCH
Machine Size: SSL
Description: 36"H X 48"D X 84"L 1.75 YARDS LEVEL 2.20 YARDS HEAPED--3/4" X 8" DOUBLE BEVEL CUTTING EDGE SMOOTH

Call 770-908-9439 or check website for Price

WEIGHT: 1235LBS
Attachment Size: 84" WORKING WIDTH

BUCKET HIGH CAPACITY TELEHANDLER

MLBH108M-D/MBOSCE3/4X8 (#IS3428-023-50)



Manufacturer: MARTATCH
Machine Size: TELEHANDLER
Description: 26"H X 30"H X 108"L [MED.] -27.7 CUBIC FEET/ 34.7 CUBIC FEET HEAPED WITH BOLT ON BOE***MUST SPECIFY MOUNT***

Call 770-908-9439 or check website for Price

WEIGHT: 1096LBS
Attachment Size: 108" WORKING WIDTH

MLBH78L-D/MBOSCE3/4X8 (#IS3425-023-50)



Manufacturer: MARTATCH
Machine Size: TELEHANDLER
Description: 30"H X 34"D X 78"L [LARGE] -26.6 CUBIC FEET/ 30.5 CUBIC FEET HEAPED WITH BOLT ON BOE**MUST SPECIFY MOUNT**

Call 770-908-9439 or check website for Price

WEIGHT: 915LBS
Attachment Size: 78" WORKING WIDTH

MLBH84M-D/MBOSCE3/4X8 (#IS3426-023-50)



Manufacturer: MARTATCH
Machine Size: TELEHANDLER
Description: 26"H X 30"H X 84"L [MED.] -21.7 CUBIC FEET/ 24.7 CUBIC FEET HEAPED WITH BOLT ON BOE**MUST SPECIFY MOUNT**

Call 770-908-9439 or check website for Price

WEIGHT: 885LBS
Attachment Size: 84" WORKING WIDTH

MLBH96M-D/MBOSCE3/4X8 (#IS3427-023-50)



Manufacturer: MARTATCH
Machine Size: TELEHANDLER
Description: 26"H X 30"H X 96"L [MED.] -24.8 CUBIC FEET/ 28.3 CUBIC FEET HEAPED WITH BOLT ON BOE***MUST SPECIFY MOUNT***

Call 770-908-9439 or check website for Price

WEIGHT: 980LBS
Attachment Size: 96" WORKING WIDTH

**Prices subject to change at anytime..call for most up-to-date pricing.

MTHB108L-C/MBOSCE3/4X8 (#IS2701-023-50)



Manufacturer: MARTATCH
Machine Size: TELEHANDLER
Description: 42" X 48" X 108" 2.78 YARDS LEVEL/ 3.12 YARDS HEAPED WITH BOLT ON BOE. **MUST SPECIFY MOUNT**

Call 770-908-9439 or check website for Price

WEIGHT: 1096LBS
Attachment Size: 108" WORKING WIDTH

MTHB84L-C/MBOSCE3/4X8 (#IS2699-023-50)



Manufacturer: MARTATCH
Machine Size: TELEHANDLER
Description: 42" X 48" X 84" 2.15 YARDS LEVEL/ 2.42 YARDS HEAPED WITH BOLT ON BOE. **MUST SPECIFY MOUNT**

Call 770-908-9439 or check website for Price

WEIGHT: 980LBS
Attachment Size: 84" WORKING WIDTH

MTHB96L-C/MBOSCE3/4X8 (#IS2700-023-50)



Manufacturer: MARTATCH
Machine Size: TELEHANDLER
Description: 42" X 48" X 96" 2.47 YARDS LEVEL/ 2.78 YARDS HEAPED WITH BOLT ON BOE. **MUST SPECIFY MOUNT**

Call 770-908-9439 or check website for Price

WEIGHT: 1085LBS
Attachment Size: 96" WORKING WIDTH

MTHB96L-C/MBOSCE3/4X8 (#IS3935-023-50)



Manufacturer: MARTATCH
Machine Size: TELEHANDLER
Description: 58" X 58" X 96" 4 YARDS HEAPED WITH BOLT ON BOE. **MUST SPECIFY MOUNT**

Call 770-908-9439 or check website for Price

WEIGHT: 1400LBS
Attachment Size: 96" WORKING WIDTH

MTHB96LU/MBOSCE3/4X8 (#IS4749-023-50)



Manufacturer: MARTATCH
Machine Size: TELEHANDLER
Description: 46" X 52" X 96" 3 YARDS HEAPED WITH BOLT ON BOE. **MUST SPECIFY MOUNT**

Call 770-908-9439 or check website for Price

WEIGHT: 1400LBS
Attachment Size: 96" WORKING WIDTH

MTHB96MU-C/MBOSCE3/4X8 (#IS4750-023-50)



Manufacturer: MARTATCH
Machine Size: TELEHANDLER
Description: 34" X 42" X 96" 1.7 YARDS HEAPED WITH BOLT ON BOE. **MUST SPECIFY MOUNT**

Call 770-908-9439 or check website for Price

WEIGHT: 1400LBS
Attachment Size: 96" WORKING WIDTH

BUCKET HIGH DUMP SKID STEER

122619/117285/15028 (#IS1723-025-34)



Manufacturer: PALADIN
Machine Size: SSL
Description: 72" HIGH DUMP BUCKET W/HOSES/COUPLERS AND BOE **PLUG & PLAY** 1.20 YARDS

Call 770-908-9439 or check website for Price

WEIGHT: 1270LBS
Attachment Size: 72" CUTTING WIDTH

122651/117285/15025 (#IS1927-025-34)



Manufacturer: PALADIN
Machine Size: SSL
Description: 60" HIGH DUMP BUCKET W/HOSES/COUPLERS AND BOE **PLUG & PLAY** 1 YARD

Call 770-908-9439 or check website for Price

WEIGHT: 1100LBS
Attachment Size: 60" CUTTING WIDTH

122657/117285/16183 (#IS1928-025-34)



Manufacturer: PALADIN
Machine Size: SSL
Description: 84" HIGH DUMP BUCKET W/HOSES/COUPLERS AND BOE **PLUG & PLAY** 1.5 YARDS

Call 770-908-9439 or check website for Price

WEIGHT: 1375LBS
Attachment Size: 84" CUTTING WIDTH

122660/117285/FFC10084 (#IS1929-025-34)



Manufacturer: PALADIN
Machine Size: SSL
Description: 96" HIGH DUMP BUCKET W/HOSES/COUPLERS AND BOE **PLUG & PLAY** 1.7 YARDS

Call 770-908-9439 or check website for Price

WEIGHT: 1459LBS
Attachment Size: 96" CUTTING WIDTH

MHDBS66-A (#IS2040-023-50)



Manufacturer: MARTATCH
Machine Size: SSL
Description: HIGH DUMP BUCKET 66" WIDE **PLUG & PLAY**

Call 770-908-9439 or check website for Price

WEIGHT: 1110LBS
Attachment Size: 66" WORKING WIDTH

MHDBS72-A (#IS1546-023-50)



Manufacturer: MARTATCH
Machine Size: SSL
Description: HIGH DUMP BUCKET 72" WIDE **PLUG & PLAY**

Call 770-908-9439 or check website for Price

WEIGHT: 1170LBS
Attachment Size: 72" WORKING WIDTH

MHDBS78-A (#IS2037-023-50)



Manufacturer: MARTATCH
Machine Size: SSL
Description: HIGH DUMP BUCKET 78" WIDE **PLUG & PLAY**

Call 770-908-9439 or check website for Price

WEIGHT: 1230LBS
Attachment Size: 78" WORKING WIDTH

MHDBS84-A (#IS2038-023-50)



Manufacturer: MARTATCH
Machine Size: SSL
Description: HIGH DUMP BUCKET 84" WIDE **PLUG & PLAY**

Call 770-908-9439 or check website for Price

WEIGHT: 1290LBS
Attachment Size: 84" WORKING WIDTH

MHDBS96-A (#IS2039-023-50)




Manufacturer: MARTATCH
Machine Size: SSL
Description: HIGH DUMP BUCKET 96" WIDE **PLUG & PLAY**

Call 770-908-9439 or check website for Price

WEIGHT: 1450LBS
Attachment Size: 96" WORKING WIDTH

BUCKET HIGH DUMP WHEEL LOADER

100HD-200 (#IS2293-034-54)




Manufacturer: NM ATTACHMENTS
Machine Size: WHEEL LOADER CLASS 100
Description: HIGH DUMP BUCKET **WITH BOLT ON CUTTING EDGE** **MUST SPECIFY MOUNT**

Call 770-908-9439 or check website for Price

Attachment Size: 2 YARD

100HD-250 (#IS2295-034-54)




Manufacturer: NM ATTACHMENTS
Machine Size: WHEEL LOADER CLASS 100
Description: HIGH DUMP BUCKET**WITH BOLT ON CUTTING EDGE** **MUST SPECIFY MOUNT**

Call 770-908-9439 or check website for Price

Attachment Size: 2.5 YARD

100HD-300 (#IS2294-034-54)




Manufacturer: NM ATTACHMENTS
Machine Size: WHEEL LOADER CLASS 100
Description: HIGH DUMP BUCKET **WITH BOLT ON CUTTING EDGE** **MUST SPECIFY MOUNT**

Call 770-908-9439 or check website for Price

Attachment Size: 3 YARD

125HD-300 (#IS2296-034-54)




Manufacturer: NM ATTACHMENTS
Machine Size: WHEEL LOADER CLASS 125
Description: HIGH DUMP BUCKET **WITH BOLT ON CUTTING EDGE** **MUST SPECIFY MOUNT**

Call 770-908-9439 or check website for Price

Attachment Size: 3 YARD

125HD-350 (#IS2297-034-54)



Manufacturer: NM ATTACHMENTS
Machine Size: WHEEL LOADER CLASS 125
Description: HIGH DUMP BUCKET**WITH BOLT ON CUTTING EDGE** **MUST SPECIFY MOUNT**


Call 770-908-9439 or check website for Price

Attachment Size: 3.5 YARD

**Prices subject to change at anytime..call for most up-to-date pricing.

125HD-400 (#IS2298-034-54)

Call 770-908-9439 or check website for Price




Manufacturer: NM ATTACHMENTS
Machine Size: WHEEL LOADER CLASS 125
Description: HIGH DUMP BUCKET **WITH BOLT ON CUTTING EDGE** **MUST SPECIFY MOUNT**

Attachment Size: 4 YARD

150HD-400 (#IS2299-034-54)

Call 770-908-9439 or check website for Price




Manufacturer: NM ATTACHMENTS
Machine Size: WHEEL LOADER CLASS 150
Description: HIGH DUMP BUCKET **WITH BOLT ON CUTTING EDGE** **MUST SPECIFY MOUNT**

Attachment Size: 4 YARD

150HD-500 (#IS2300-034-54)

Call 770-908-9439 or check website for Price




Manufacturer: NM ATTACHMENTS
Machine Size: WHEEL LOADER CLASS 150
Description: HIGH DUMP BUCKET**WITH BOLT ON CUTTING EDGE** **MUST SPECIFY MOUNT**

Attachment Size: 5 YARD

50HD-100 (#IS2269-034-54)

Call 770-908-9439 or check website for Price




Manufacturer: NM ATTACHMENTS
Machine Size: WHEEL LOADER CLASS 50
Description: HIGH DUMP BUCKET**WITH BOLT ON CUTTING EDGE** **MUST SPECIFY MOUNT**

Attachment Size: 1 YARD

50HD-150 (#IS2290-034-54)

Call 770-908-9439 or check website for Price




Manufacturer: NM ATTACHMENTS
Machine Size: WHEEL LOADER CLASS 50
Description: HIGH DUMP BUCKET**WITH BOLT ON CUTTING EDGE** **MUST SPECIFY MOUNT**

Attachment Size: 1.5 YARD

50HD-200 (#IS2291-034-54)

Call 770-908-9439 or check website for Price




Manufacturer: NM ATTACHMENTS
Machine Size: WHEEL LOADER CLASS 50
Description: HIGH DUMP BUCKET**WITH BOLT ON CUTTING EDGE** **MUST SPECIFY MOUNT**

Attachment Size: 2 YARD

50HD-250 (#IS2292-034-54)

Call 770-908-9439 or check website for Price



Manufacturer: NM ATTACHMENTS
Machine Size: WHEEL LOADER CLASS 50
Description: HIGH DUMP BUCKET**WITH BOLT ON CUTTING EDGE** **MUST SPECIFY MOUNT**

Attachment Size: 2.5 YARD

BUCKET HYDRAULIC TILT EXCAVATOR

13HTD-54 (#IS2103-034-54)

Call 770-908-9439 or check website for Price



Manufacturer: NM ATTACHMENTS
Machine Size: 24000LBS-33000LBS
Description: 54" Hydraulic Tilt Ditching Bucket***MUST SPECIFY MOUNT**

Attachment Size: 54" Hydraulic Tilt Ditching Bucket .75CU.YDS

13HTD-60 (#IS2104-034-54)

Call 770-908-9439 or check website for Price



Manufacturer: NM ATTACHMENTS
Machine Size: 24000LBS-33000LBS
Description: 60" Hydraulic Tilt Ditching Bucket***MUST SPECIFY MOUNT**

Attachment Size: 60"HYDRAULIC TILT DITCH BUCKET .875 CU.YDS

3HTD-36 (#IS2123-034-54)

Call 770-908-9439 or check website for Price



Manufacturer: NM ATTACHMENTS
Machine Size: 6,000LBS-10,000LBS
Description: 36" Hydraulic Tilt Ditching Bucket***MUST SPECIFY MOUNT**

Attachment Size: 36" HYDRAULIC TILT SMOOTH BUCKET 4.5 CU.FT

3HTD-42 (#IS2124-034-54)

Call 770-908-9439 or check website for Price



Manufacturer: NM ATTACHMENTS

Machine Size: 6,000LBS-10,000LBS

Description: 42" Hydraulic Tilt Ditching Bucket***MUST SPECIFY MOUNT***

Attachment Size: 42" HYDRAULIC TILT SMOOTH BUCKET 5 CU.FT

5HTD-36 (#IS2119-034-54)

Call 770-908-9439 or check website for Price



Manufacturer: NM ATTACHMENTS

Machine Size: 10,000LBS-12,000LBS

Description: 36" Hydraulic Tilt Ditching Bucket***MUST SPECIFY MOUNT***

Attachment Size: 36" HYDRAULIC TILT SMOOTH BUCKET 6.30 CU.FT

5HTD-42 (#IS2120-034-54)

Call 770-908-9439 or check website for Price



Manufacturer: NM ATTACHMENTS

Machine Size: 10,000LBS-12,000LBS

Description: 42" Hydraulic Tilt Ditching Bucket***MUST SPECIFY MOUNT***

Attachment Size: 42" Hydraulic Tilt Ditching Bucket 7.50 CU.FT

5HTD-48 (#IS2121-034-54)

Call 770-908-9439 or check website for Price



Manufacturer: NM ATTACHMENTS

Machine Size: 10,000LBS-12,000LBS

Description: 48" Hydraulic Tilt Ditching Bucket***MUST SPECIFY MOUNT***

Attachment Size: 48" HYDRAULIC TILT SMOOTH BUCKET 8.62 CU.FT

6HTD-42 (#IS1865-034-54)

Call 770-908-9439 or check website for Price



Manufacturer: NM ATTACHMENTS

Machine Size: 12,000LBS-14,000LBS

Description: 42" Hydraulic Tilt Ditching Bucket***MUST SPECIFY MOUNT***

Attachment Size: 42" Hydraulic Tilt Ditching Bucket 10.25 CU.FT

6HTD-48 (#IS1866-034-54)

Call 770-908-9439 or check website for Price



Manufacturer: NM ATTACHMENTS

Machine Size: 12,000LBS-14,000LBS

Description: 48" Hydraulic Tilt Ditching Bucket***MUST SPECIFY MOUNT***

Attachment Size: 48" Hydraulic Tilt Ditching Bucket 11.87 CU.FT

8HTD-42 (#IS2091-034-54)

Call 770-908-9439 or check website for Price



Manufacturer: NM ATTACHMENTS

Machine Size: 14000LBS-24000LBS

Description: 42" Hydraulic Tilt Ditching Bucket ***MUST SPECIFY MOUNT***

Attachment Size: 42" Hydraulic Tilt Ditching Bucket .375CU.YDS

8HTD-48 (#IS2092-034-54)

Call 770-908-9439 or check website for Price



Manufacturer: NM ATTACHMENTS

Machine Size: 14000LBS-24000LBS

Description: 48" Hydraulic Tilt Ditching Bucket***MUST SPECIFY MOUNT***

Attachment Size: 48" Hydraulic Tilt Ditching Bucket .45 CU.YDS

8HTD-54 (#IS2093-034-54)

Call 770-908-9439 or check website for Price



Manufacturer: NM ATTACHMENTS

Machine Size: 14000LBS-24000LBS

Description: 54" Hydraulic Tilt Ditching Bucket***MUST SPECIFY MOUNT***

Attachment Size: 54" Hydraulic Tilt Ditching Bucket .5CU.YDS

ETB1036/BOE/PO (#IS4720-023-59)

Call 770-908-9439 or check website for Price



Manufacturer: IS ATTACHMENTS

Machine Size: 10000LBS-14000LBS

Description: 36" TILTING BUCKET WITH BOE 30 DEGREES OF TILT ONE CYNLINDER ***MUST SPECIFY MOUNT***QUICK ATTACH

Attachment Size: 36" WORKING WIDTH

ETB1048/BOE/PO (#IS2816-023-59)

Call 770-908-9439 or check website for Price



Manufacturer: IS ATTACHMENTS
Machine Size: 10000LBS-14000LBS
Description: 48" TILTING BUCKET WITH BOE 30 DEGREES OF TILT ONE CYNLINDER ***MUST SPECIFY MOUNT***WITH PINS
Attachment Size: 48" WORKING WIDTH

ETB1048/BOE/QA (#IS4689-023-59)

Call 770-908-9439 or check website for Price



Manufacturer: IS ATTACHMENTS
Machine Size: 10000LBS-14000LBS
Description: 48" TILTING BUCKET WITH BOE 30 DEGREES OF TILT ONE CYNLINDER ***MUST SPECIFY MOUNT***QUICK ATTACH
Attachment Size: 48" WORKING WIDTH

ETB1448/BOE/PO (#IS2817-023-59)

Call 770-908-9439 or check website for Price



Manufacturer: IS ATTACHMENTS
Machine Size: 14000LBS-18000LBS
Description: 48" TILTING BUCKET WITH BOE 30 DEGREES OF TILT ONE CYNLINDER ***MUST SPECIFY MOUNT***WITH PINS
Attachment Size: 48" WORKING WIDTH

ETB1448/BOE/QA (#IS4690-023-59)

Call 770-908-9439 or check website for Price



Manufacturer: IS ATTACHMENTS
Machine Size: 14000LBS-18000LBS
Description: 48" TILTING BUCKET WITH BOE 30 DEGREES OF TILT ONE CYNLINDER ***MUST SPECIFY MOUNT***QUICK ATTACH
Attachment Size: 48" WORKING WIDTH

ETB648/BOE/PO (#IS4636-023-59)

Call 770-908-9439 or check website for Price



Manufacturer: IS ATTACHMENTS
Machine Size: 6000LBS-9000LBS
Description: 48" TILTING BUCKET WITH BOE 30 DEGREES OF TILT ONE CYNLINDER ***MUST SPECIFY MOUNT***WITH PINS
Attachment Size: 48" WORKING WIDTH

ETB648/BOE/QA (#IS4691-023-59)

Call 770-908-9439 or check website for Price



Manufacturer: IS ATTACHMENTS
Machine Size: 6000LBS-9000LBS
Description: 48" TILTING BUCKET WITH BOE 30 DEGREES OF TILT ONE CYNLINDER ***MUST SPECIFY MOUNT***QUICK ATTACH
Attachment Size: 48" WORKING WIDTH

**BUCKET KUBOTA EXCAVATOR WITH THUMB & QA COUPLER
 11,000-15,000LBS**

1EXBTM1115/1EXB1112WT/1EXBCP003 (161) (#IS4269-000-69)

Call 770-908-9439 or check website for Price



Manufacturer: CONSTRUCTION ATTACHMENTS
Machine Size: KX161, U45
Description: EXCAVATOR BUCKET WITH HYDRAULIC THUMB & COUPLER***18 Month Factory Warranty
WEIGHT: 394 LBS
Attachment Size: 12"TOOTH BUCKET

1EXBTM1115/1EXB1112WT/EXBCP002 (057) (#IS4262-000-69)

Call 770-908-9439 or check website for Price



Manufacturer: CONSTRUCTION ATTACHMENTS
Machine Size: U55-4R1, KX057-4R1, U48
Description: EXCAVATOR BUCKET WITH HYDRAULIC THUMB & COUPLER***18 Month Factory Warranty
WEIGHT: 394 LBS
Attachment Size: 12"TOOTH BUCKET

1EXBTM1115/1EXB1116WT/1EXBCP003 (161) (#IS4270-000-69)

Call 770-908-9439 or check website for Price



Manufacturer: CONSTRUCTION ATTACHMENTS
Machine Size: KX161, U45
Description: EXCAVATOR BUCKET WITH HYDRAULIC THUMB & COUPLER***18 Month Factory Warranty
WEIGHT: 458 LBS
Attachment Size: 16"TOOTH BUCKET

**Prices subject to change at anytime..call for most up-to-date pricing.

1EXBTM1115/1EXB1116WT/EXBCP002 (057) (#IS4263-000-69)



Manufacturer: CONSTRUCTION ATTACHMENTS
Machine Size: U55-4R1, KX057-4R1, U48
Description: EXCAVATOR BUCKET WITH HYDRAULIC THUMB & COUPLER***18 Month Factory Warranty

Call 770-908-9439 or check website for Price

WEIGHT: 458 LBS
Attachment Size: 16"TOOTH BUCKET

1EXBTM1115/1EXB1118WT/1EXBCP003 (161) (#IS4271-000-69)



Manufacturer: CONSTRUCTION ATTACHMENTS
Machine Size: KX161, U45
Description: EXCAVATOR BUCKET WITH HYDRAULIC THUMB & COUPLER***18 Month Factory Warranty

Call 770-908-9439 or check website for Price

WEIGHT: 536 LBS
Attachment Size: 18"TOOTH BUCKET

1EXBTM1115/1EXB1118WT/EXBCP002 (057) (#IS4264-000-69)



Manufacturer: CONSTRUCTION ATTACHMENTS
Machine Size: U55-4R1, KX057-4R1, U48
Description: EXCAVATOR BUCKET WITH HYDRAULIC THUMB & COUPLER***18 Month Factory Warranty

Call 770-908-9439 or check website for Price

WEIGHT: 536 LBS
Attachment Size: 18"TOOTH BUCKET

1EXBTM1115/1EXB1124WT/1EXBCP003 (161) (#IS4272-000-69)



Manufacturer: CONSTRUCTION ATTACHMENTS
Machine Size: KX161, U45
Description: EXCAVATOR BUCKET WITH HYDRAULIC THUMB & COUPLER***18 Month Factory Warranty

Call 770-908-9439 or check website for Price

WEIGHT: 606LBS
Attachment Size: 24"TOOTH BUCKET

1EXBTM1115/1EXB1124WT/EXBCP002 (057) (#IS4265-000-69)



Manufacturer: CONSTRUCTION ATTACHMENTS
Machine Size: U55-4R1, KX057-4R1, U48
Description: EXCAVATOR BUCKET WITH HYDRAULIC THUMB & COUPLER***18 Month Factory Warranty

Call 770-908-9439 or check website for Price

WEIGHT: 606LBS
Attachment Size: 24"TOOTH BUCKET

1EXBTM1115/1EXB1130WT/1EXBCP003 (161) (#IS4273-000-69)



Manufacturer: CONSTRUCTION ATTACHMENTS
Machine Size: KX161, U45
Description: EXCAVATOR BUCKET WITH HYDRAULIC THUMB & COUPLER***18 Month Factory Warranty

Call 770-908-9439 or check website for Price

WEIGHT: 696 LBS
Attachment Size: 30"TOOTH BUCKET

1EXBTM1115/1EXB1130WT/EXBCP002 (057) (#IS4266-000-69)



Manufacturer: CONSTRUCTION ATTACHMENTS
Machine Size: U55-4R1, KX057-4R1, U48
Description: EXCAVATOR BUCKET WITH HYDRAULIC THUMB & COUPLER***18 Month Factory Warranty

Call 770-908-9439 or check website for Price

WEIGHT: 696 LBS
Attachment Size: 30"TOOTH BUCKET

1EXBTM1115/1EXB1136WT/1EXBCP003 (161) (#IS4274-000-69)



Manufacturer: CONSTRUCTION ATTACHMENTS
Machine Size: KX161, U45
Description: EXCAVATOR BUCKET WITH HYDRAULIC THUMB & COUPLER***18 Month Factory Warranty

Call 770-908-9439 or check website for Price

WEIGHT: 710 LBS
Attachment Size: 36"TOOTH BUCKET

1EXBTM1115/1EXB1136WT/EXBCP002 (057) (#IS4267-000-69)



Manufacturer: CONSTRUCTION ATTACHMENTS
Machine Size: U55-4R1, KX057-4R1, U48
Description: EXCAVATOR BUCKET WITH HYDRAULIC THUMB & COUPLER***18 Month Factory Warranty

Call 770-908-9439 or check website for Price

WEIGHT: 710 LBS
Attachment Size: 36"TOOTH BUCKET

1EXBTM1115/1EXB1148WT/1EXBCP003 (161) (#IS4275-000-69)

Call 770-908-9439 or check website for Price



Manufacturer: CONSTRUCTION ATTACHMENTS
Machine Size: KX161, U45
Description: EXCAVATOR BUCKET WITH HYDRAULIC THUMB & COUPLER***18 Month Factory Warranty

WEIGHT: 710 LBS
Attachment Size: 48"TOOTH BUCKET

1EXBTM1115/1EXB1148WT/EXBCP002 (057) (#IS4268-000-69)

Call 770-908-9439 or check website for Price



Manufacturer: CONSTRUCTION ATTACHMENTS
Machine Size: U55-4R1, KX057-4R1, U48
Description: EXCAVATOR BUCKET WITH HYDRAULIC THUMB & COUPLER***18 Month Factory Warranty

WEIGHT: 710 LBS
Attachment Size: 48"TOOTH BUCKET

**BUCKET KUBOTA EXCAVATOR WITH THUMB & QA COUPLER
 16,000-20,000LBS**

1EXBTM1620/1EXB1618WT/1EXBCP004 (080) (#IS4278-000-69)

Call 770-908-9439 or check website for Price



Manufacturer: CONSTRUCTION ATTACHMENTS
Machine Size: KX080-3
Description: EXCAVATOR BUCKET WITH HYDRAULIC THUMB & COUPLER***18 Month Factory Warranty

WEIGHT: 536 LBS
Attachment Size: 18"TOOTH BUCKET

1EXBTM1620/1EXB1624WT/1EXBCP004 (080) (#IS4279-000-69)

Call 770-908-9439 or check website for Price



Manufacturer: CONSTRUCTION ATTACHMENTS
Machine Size: KX080-3
Description: EXCAVATOR BUCKET WITH HYDRAULIC THUMB & COUPLER***18 Month Factory Warranty

WEIGHT: 606LBS
Attachment Size: 24"TOOTH BUCKET

1EXBTM1620/1EXB1630WT/1EXBCP004 (080) (#IS4280-000-69)

Call 770-908-9439 or check website for Price



Manufacturer: CONSTRUCTION ATTACHMENTS
Machine Size: KX080-3
Description: EXCAVATOR BUCKET WITH HYDRAULIC THUMB & COUPLER***18 Month Factory Warranty

WEIGHT: 696 LBS
Attachment Size: 30"TOOTH BUCKET

1EXBTM1620/1EXB1636WT/1EXBCP004 (080) (#IS4281-000-69)

Call 770-908-9439 or check website for Price



Manufacturer: CONSTRUCTION ATTACHMENTS
Machine Size: KX080-3
Description: EXCAVATOR BUCKET WITH HYDRAULIC THUMB & COUPLER***18 Month Factory Warranty

WEIGHT: 710 LBS
Attachment Size: 36"TOOTH BUCKET

1EXBTM1620/1EXB1648WT/1EXBCP004 (080) (#IS4282-000-69)

Call 770-908-9439 or check website for Price



Manufacturer: CONSTRUCTION ATTACHMENTS
Machine Size: KX080-3
Description: EXCAVATOR BUCKET WITH HYDRAULIC THUMB & COUPLER***18 Month Factory Warranty

WEIGHT: 710 LBS
Attachment Size: 48"TOOTH BUCKET

**BUCKET KUBOTA EXCAVATOR WITH THUMB & QA COUPLER
 6,000-10,000LBS**

1EXBTM610/1EXB612WT/1EXBCP001 (121) (#IS4126-000-69)

Call 770-908-9439 or check website for Price



Manufacturer: CONSTRUCTION ATTACHMENTS
Machine Size: KX71-3, KX040-4R1, KX91, KX121, U35-4R1, KX033-4R1
Description: EXCAVATOR BUCKET WITH HYDRAULIC THUMB & COUPLER***18 Month Factory Warranty

WEIGHT: 394 LBS
Attachment Size: 12"TOOTH BUCKET

**Prices subject to change at anytime..call for most up-to-date pricing.

1EXBTM610/1EXB616WT/1EXBCP001 (121) (#IS4128-000-69)



Manufacturer: CONSTRUCTION ATTACHMENTS
Machine Size: KX71-3, KX040-4R1, KX91, KX121, U35-4R1, KX033-4R1
Description: EXCAVATOR BUCKET WITH HYDRAULIC THUMB & COUPLER***18 Month Factory Warranty

Call 770-908-9439 or check website for Price

WEIGHT: 458 LBS
Attachment Size: 16"TOOTH BUCKET

1EXBTM610/1EXB618WT/1EXBCP001 (121) (#IS4129-000-69)



Manufacturer: CONSTRUCTION ATTACHMENTS
Machine Size: KX71-3, KX040-4R1, KX91, KX121, U35-4R1, KX033-4R1
Description: EXCAVATOR BUCKET WITH HYDRAULIC THUMB & COUPLER***18 Month Factory Warranty

Call 770-908-9439 or check website for Price

WEIGHT: 536 LBS
Attachment Size: 18"TOOTH BUCKET

1EXBTM610/1EXB624WT/1EXBCP001 (121) (#IS4130-000-69)



Manufacturer: CONSTRUCTION ATTACHMENTS
Machine Size: KX71-3, KX040-4R1, KX91, KX121, U35-4R1, KX033-4R1
Description: EXCAVATOR BUCKET WITH HYDRAULIC THUMB & COUPLER***18 Month Factory Warranty

Call 770-908-9439 or check website for Price

WEIGHT: 606LBS
Attachment Size: 24"TOOTH BUCKET

1EXBTM610/1EXB630WT/1EXBCP001 (121) (#IS4131-000-69)



Manufacturer: CONSTRUCTION ATTACHMENTS
Machine Size: KX71-3, KX040-4R1, KX91, KX121, U35-4R1, KX033-4R1
Description: EXCAVATOR BUCKET WITH HYDRAULIC THUMB & COUPLER***18 Month Factory Warranty

Call 770-908-9439 or check website for Price

WEIGHT: 696 LBS
Attachment Size: 30"TOOTH BUCKET

1EXBTM610/1EXB636WT/1EXBCP001 (121) (#IS4132-000-69)



Manufacturer: CONSTRUCTION ATTACHMENTS
Machine Size: KX71-3, KX040-4R1, KX91, KX121, U35-4R1, KX033-4R1
Description: EXCAVATOR BUCKET WITH HYDRAULIC THUMB & COUPLER***18 Month Factory Warranty

Call 770-908-9439 or check website for Price

WEIGHT: 710 LBS
Attachment Size: 36"TOOTH BUCKET

BUCKET MULCH MINI

1304299W334 (#IS4108-025-57)



Manufacturer: ARROW
Machine Size: MINI
Description: 42" MINI MULCH BUCKET

Call 770-908-9439 or check website for Price

Attachment Size: 42" WORKING WIDTH

1GPMNHC36 (#IS4151-000-69)



Manufacturer: CONSTRUCTION ATTACHMENTS
Machine Size: MINI
Description: MINI SKID STEER BUCKET HIGH CAPACITY SMOOTH BUCKET***UNIVERSAL MOUNT***Heaped Capacity 11 (cubic feet)

Call 770-908-9439 or check website for Price

WEIGHT: 263 LBS
Attachment Size: 36" WORKING WIDTH

1GPMNHC36E (#IS4153-000-69)



Manufacturer: CONSTRUCTION ATTACHMENTS
Machine Size: MINI
Description: MINI SKID STEER BUCKET HIGH CAPACITY SMOOTH BUCKET WITH BOE***UNIVERSAL MOUNT***Heaped Capacity 11 (cubic feet)

Call 770-908-9439 or check website for Price

WEIGHT: 300 LBS
Attachment Size: 36" WORKING WIDTH

1GPMNHC36T (#IS4152-000-69)



Manufacturer: CONSTRUCTION ATTACHMENTS
Machine Size: MINI
Description: MINI SKID STEER BUCKET HIGH CAPACITY TOOTH BUCKET***UNIVERSAL MOUNT***Heaped Capacity 11 (cubic feet)

Call 770-908-9439 or check website for Price

WEIGHT: 279 LBS
Attachment Size: 36" WORKING WIDTH

**Prices subject to change at anytime..call for most up-to-date pricing.

1GPMNHC42 (#IS4154-000-69)

Manufacturer CONSTRUCTION ATTACHMENTS
Machine Size: MINI
Description: MINI SKID STEER BUCKET HIGH CAPACITY SMOOTH BUCKET***UNIVERSAL MOUNT***Heaped Capacity 13 (cubic feet)

Call 770-908-9439 or check website for Price

WEIGHT 286 LBS
Attachment Size: 42" WORKING WIDTH

1GPMNHC42E (#IS4156-000-69)

Manufacturer CONSTRUCTION ATTACHMENTS
Machine Size: MINI
Description: MINI SKID STEER BUCKET HIGH CAPACITY SMOOTH BUCKET WITH BOE***UNIVERSAL MOUNT***Heaped Capacity 13 (cubic feet)

Call 770-908-9439 or check website for Price

WEIGHT 329 LBS
Attachment Size: 42" WORKING WIDTH

1GPMNHC42T (#IS4155-000-69)

Manufacturer CONSTRUCTION ATTACHMENTS
Machine Size: MINI
Description: MINI SKID STEER BUCKET HIGH CAPACITY TOOTH BUCKET***UNIVERSAL MOUNT***Heaped Capacity 13 (cubic feet)

Call 770-908-9439 or check website for Price

WEIGHT 302 LBS
Attachment Size: 42" WORKING WIDTH

1GPMNHC48 (#IS4157-000-69)

Manufacturer CONSTRUCTION ATTACHMENTS
Machine Size: MINI
Description: MINI SKID STEER BUCKET HIGH CAPACITY SMOOTH BUCKET***UNIVERSAL MOUNT***Heaped Capacity 15 (cubic feet)

Call 770-908-9439 or check website for Price

WEIGHT 308 LBS
Attachment Size: 48" WORKING WIDTH

1GPMNHC48E (#IS4159-000-69)

Manufacturer CONSTRUCTION ATTACHMENTS
Machine Size: MINI
Description: MINI SKID STEER BUCKET HIGH CAPACITY SMOOTH BUCKET WITH BOE***UNIVERSAL MOUNT**Heaped Capacity 15 (cubic feet) *

Call 770-908-9439 or check website for Price

WEIGHT 357 LBS
Attachment Size: 48" WORKING WIDTH

1GPMNHC48T (#IS4158-000-69)

Manufacturer CONSTRUCTION ATTACHMENTS
Machine Size: MINI
Description: MINI SKID STEER BUCKET HIGH CAPACITY TOOTH BUCKET***UNIVERSAL MOUNT***Heaped Capacity 15 (cubic feet)

Call 770-908-9439 or check website for Price

WEIGHT 325 LBS
Attachment Size: 48" WORKING WIDTH

1GPMNHC54 (#IS4160-000-69)

Manufacturer CONSTRUCTION ATTACHMENTS
Machine Size: MINI
Description: MINI SKID STEER BUCKET HIGH CAPACITY SMOOTH BUCKET***UNIVERSAL MOUNT***Heaped Capacity 17 (cubic feet)

Call 770-908-9439 or check website for Price

WEIGHT 331 LBS
Attachment Size: 54" WORKING WIDTH

1GPMNHC54E (#IS4162-000-69)

Manufacturer CONSTRUCTION ATTACHMENTS
Machine Size: MINI
Description: MINI SKID STEER BUCKET HIGH CAPACITY SMOOTH BUCKET WITH BOE***UNIVERSAL MOUNT***Heaped Capacity 17 (cubic feet)

Call 770-908-9439 or check website for Price

WEIGHT 386 LBS
Attachment Size: 54" WORKING WIDTH

1GPMNHC54T (#IS4161-000-69)

Manufacturer CONSTRUCTION ATTACHMENTS
Machine Size: MINI
Description: MINI SKID STEER BUCKET HIGH CAPACITY TOOTH BUCKET***UNIVERSAL MOUNT***Heaped Capacity 17 (cubic feet)

Call 770-908-9439 or check website for Price

WEIGHT 347 LBS
Attachment Size: 54" WORKING WIDTH

BUCKET NURSERY SKID STEER**1NB73 (#IS4444-000-69)**

Manufacturer CONSTRUCTION ATTACHMENTS
Machine Size: SSL
Description: XTREME DUTY NURSERY BUCKET

Call 770-908-9439 or check website for Price

WEIGHT 563 LBS
Attachment Size: 73" WORKING WIDTH

BUCKET ROCK EXCAVATOR**15EDR-30 (#IS2137-034-54)**

Manufacturer: NM ATTACHMENTS
Machine Size: 33000LBS-45000LBS
Description: 30" EXTREME DUTY ROCK BUCKET***MUST SPECIFY MOUNT***

Call 770-908-9439 or check website for Price

Attachment Size: 30" EXTREME DUTY ROCK BUCKET 4 TEETH

15EDR-36 (#IS2138-034-54)

Manufacturer: NM ATTACHMENTS
Machine Size: 33000LBS-45000LBS
Description: 30" EXTREME DUTY ROCK BUCKET***MUST SPECIFY MOUNT***

Call 770-908-9439 or check website for Price

Attachment Size: 36" EXTREME DUTY ROCK BUCKET .875YD 5 TEETH

15EDR-42 (#IS2139-034-54)

Manufacturer: NM ATTACHMENTS
Machine Size: 33000LBS-45000LBS
Description: 42" EXTREME DUTY ROCK BUCKET***MUST SPECIFY MOUNT***

Call 770-908-9439 or check website for Price

Attachment Size: 42" EXTREME DUTY ROCK BUCKET 1YD 5 TEETH

20EDR-36 (#IS2157-034-54)

Manufacturer: NM ATTACHMENTS
Machine Size: 45000LBS-55000LBS
Description: 36" EXTREME DUTY ROCK BUCKET***MUST SPECIFY MOUNT***

Call 770-908-9439 or check website for Price

Attachment Size: 36"EXTREME DUTY ROCK BUCKET 5 TEETH

20EDR-42 (#IS2158-034-54)

Manufacturer: NM ATTACHMENTS
Machine Size: 45000LBS-55000LBS
Description: 42" EXTREME DUTY ROCK BUCKET***MUST SPECIFY MOUNT***

Call 770-908-9439 or check website for Price

Attachment Size: 42" ROCK BUCKET 5 TEETH

20EDR-48 (#IS2159-034-54)

Manufacturer: NM ATTACHMENTS
Machine Size: 45000LBS-55000LBS
Description: 48" EXTREME DUTY ROCK BUCKET***MUST SPECIFY MOUNT***

Call 770-908-9439 or check website for Price

Attachment Size: 48" EXTREME DUTY ROCK BUCKET 5TEETH

BUCKET ROCK MINI SKID STEER**19500 (#IS2183-025-34)**

Manufacturer: PALADIN
Machine Size: MINI
Description: 42" ROCK BUCKET 1.125" tine (universal mount)

Call 770-908-9439 or check website for Price

WEIGHT 180LBS

Attachment Size: 42" WORKING WIDTH

1SKBMN36 (#IS4225-000-69)

Manufacturer: CONSTRUCTION ATTACHMENTS
Machine Size: MINI
Description: MINI SKELETON BUCKET TINE SPACING 1.75" 18 Month Factory Warranty

Call 770-908-9439 or check website for Price

WEIGHT 163 LBS

Attachment Size: 36" WORKING WIDTH

1SKBMN48 (#IS4226-000-69)

Manufacturer: CONSTRUCTION ATTACHMENTS
Machine Size: MINI
Description: MINI SKELETON BUCKET TINE SPACING 1.75" 18 Month Factory Warranty

Call 770-908-9439 or check website for Price

WEIGHT 218 LBS

Attachment Size: 48" WORKING WIDTH

1SKBMN56 (#IS4227-000-69)

Manufacturer: CONSTRUCTION ATTACHMENTS
Machine Size: MINI
Description: MINI SKELETON BUCKET TINE SPACING 1.75" 18 Month Factory Warranty

Call 770-908-9439 or check website for Price

WEIGHT 254 LBS

Attachment Size: 56" WORKING WIDTH

BUCKET ROCK SKID STEER

16294 (#IS1995-025-34)



Manufacturer: PALADIN
Machine Size: SSL
Description: 66" ROCK BUCKET

Call 770-908-9439 or check website for Price

WEIGHT: 680LBS
Attachment Size: 66" bucket, 2" tine spacing

16297 (#IS1997-025-34)



Manufacturer: PALADIN
Machine Size: SSL
Description: 75" ROCK BUCKET

Call 770-908-9439 or check website for Price

WEIGHT: 742LBS
Attachment Size: 75" bucket, 2" tine spacing

16503 (#IS1999-025-34)



Manufacturer: PALADIN
Machine Size: SSL
Description: 84" ROCK BUCKET

Call 770-908-9439 or check website for Price

WEIGHT: 692LBS
Attachment Size: 84" bucket, 3" tine spacing

1SKB66 (#IS4231-000-69)



Manufacturer: CONSTRUCTION ATTACHMENTS
Machine Size: SSL
Description: SKELETON BUCKET XTREME DUTY SKID STEER TINE SPCING 2" 7/16"18 Month Factory Warranty

Call 770-908-9439 or check website for Price

WEIGHT: 568 LBS
Attachment Size: 66" WORKING WIDTH

1SKB73 (#IS4232-000-69)



Manufacturer: CONSTRUCTION ATTACHMENTS
Machine Size: SSL
Description: SKELETON BUCKET XTREME DUTY SKID STEER TINE SPCING 2" 7/16"18 Month Factory Warranty

Call 770-908-9439 or check website for Price

WEIGHT: 600 LBS
Attachment Size: 73" WORKING WIDTH

1SKB82 (#IS4233-000-69)



Manufacturer: CONSTRUCTION ATTACHMENTS
Machine Size: SSL
Description: SKELETON BUCKET XTREME DUTY SKID STEER TINE SPCING 2" 7/16"18 Month Factory Warranty

Call 770-908-9439 or check website for Price

WEIGHT: 694 LBS
Attachment Size: 82" WORKING WIDTH

89627 (#IS1996-025-34)



Manufacturer: PALADIN
Machine Size: SSL
Description: 66" ROCK BUCKET

Call 770-908-9439 or check website for Price

WEIGHT: 555LBS
Attachment Size: 66" bucket, 3" tine spacing

89646 (#IS1998-025-34)



Manufacturer: PALADIN
Machine Size: SSL
Description: 75" ROCK BUCKET

Call 770-908-9439 or check website for Price

WEIGHT: 625LBS
Attachment Size: 75" bucket, 3" tine spacing

BUCKET SIDE DUMP WHEEL LOADER

100SD1 (#IS3717-025-34)



Manufacturer: PALADIN
Machine Size: 100 CLASS
Description: Side Dump Bucket WITH BOE**MUST SPECIFY MOUNT**

Call 770-908-9439 or check website for Price

WEIGHT: 1595LBS
Attachment Size: 1 YARD

100SD1.25 (#IS3718-025-34)



Manufacturer: PALADIN
Machine Size: 100 CLASS
Description: Side Dump Bucket WITH BOE**MUST SPECIFY MOUNT**

Call 770-908-9439 or check website for Price

WEIGHT: 1835LBS
Attachment Size: 1.25 YARDS

**Prices subject to change at anytime..call for most up-to-date pricing.

300SD2.25 (#IS3711-025-34)



Manufacturer: PALADIN
Machine Size: CLASS 300
Description: Side Dump Bucket WITH BOE**MUST SPECIFY MOUNT**

Call 770-908-9439 or check website for Price

WEIGHT: 3100LBS
Attachment Size: 2.25 YARDS

500SD2.75 (#IS3710-025-34)



Manufacturer: PALADIN
Machine Size: 500 CLASS
Description: Side Dump Bucket WITH BOE**MUST SPECIFY MOUNT**

Call 770-908-9439 or check website for Price

WEIGHT: 3700LBS
Attachment Size: 2.75 YARDS

600SD3.5 (#IS3712-025-34)



Manufacturer: PALADIN
Machine Size: 600 CLASS
Description: Side Dump Bucket WITH BOE**MUST SPECIFY MOUNT**

Call 770-908-9439 or check website for Price

WEIGHT: 3990LBS
Attachment Size: 3.5 YARDS

BUCKET SKELETON EXCAVATOR

13SK-36 (#IS2650-034-54)



Manufacturer: NM ATTACHMENTS
Machine Size: 24000LBS-33000LBS
Description: 36" HEAVY DUTY SKELETON BUCKET***MUST SPECIFY MOUNT***

Call 770-908-9439 or check website for Price

Attachment Size: 36" BUCKET

13SK-48 (#IS2651-034-54)



Manufacturer: NM ATTACHMENTS
Machine Size: 24000LBS-33000LBS
Description: 48" HEAVY DUTY SKELETON BUCKET***MUST SPECIFY MOUNT***

Call 770-908-9439 or check website for Price

Attachment Size: 48" BUCKET

15SK-42 (#IS2654-034-54)



Manufacturer: NM ATTACHMENTS
Machine Size: 33,000LBS-45,000LBS
Description: 42" HEAVY DUTY SKELETON BUCKET***MUST SPECIFY MOUNT***

Call 770-908-9439 or check website for Price

Attachment Size: 42" BUCKET

15SK-48 (#IS2655-034-54)



Manufacturer: NM ATTACHMENTS
Machine Size: 33,000LBS-45,000LBS
Description: 48" HEAVY DUTY SKELETON BUCKET***MUST SPECIFY MOUNT***

Call 770-908-9439 or check website for Price

Attachment Size: 48" BUCKET

20SK-42 (#IS2657-034-54)



Manufacturer: NM ATTACHMENTS
Machine Size: 45000LBS-55000LBS
Description: 42" HEAVY DUTY SKELETON BUCKET***MUST SPECIFY MOUNT***

Call 770-908-9439 or check website for Price

Attachment Size: 42" BUCKET

20SK-48 (#IS2658-034-54)



Manufacturer: NM ATTACHMENTS
Machine Size: 45000LBS-55000LBS
Description: 48" HEAVY DUTY SKELETON BUCKET***MUST SPECIFY MOUNT***

Call 770-908-9439 or check website for Price

Attachment Size: 48" BUCKET

25SK-48 (#IS2661-034-54)



Manufacturer: NM ATTACHMENTS
Machine Size: 55,000LBS-65,000LBS
Description: 48" HEAVY DUTY SKELETON BUCKET***MUST SPECIFY MOUNT***

Call 770-908-9439 or check website for Price

Attachment Size: 48" BUCKET

**Prices subject to change at anytime..call for most up-to-date pricing.

25SK-54 (#IS2662-034-54)

Call 770-908-9439 or check website for Price



Manufacturer: NM ATTACHMENTS
Machine Size: 55,000LBS-65,000LBS
Description: 54" HEAVY DUTY SKELETON BUCKET***MUST SPECIFY MOUNT***
Attachment Size: 54" BUCKET

5SK-24 (#IS2637-034-54)

Call 770-908-9439 or check website for Price



Manufacturer: NM ATTACHMENTS
Machine Size: 10000LBS-12000LBS
Description: 24" HEAVY DUTY SKELETON BUCKET***MUST SPECIFY MOUNT***
Attachment Size: 24" BUCKET

5SK-36 (#IS2638-034-54)

Call 770-908-9439 or check website for Price



Manufacturer: NM ATTACHMENTS
Machine Size: 10000LBS-12000LBS
Description: 36" HEAVY DUTY SKELETON BUCKET***MUST SPECIFY MOUNT***
Attachment Size: 36" BUCKET

6SK-24 (#IS2641-034-54)

Call 770-908-9439 or check website for Price



Manufacturer: NM ATTACHMENTS
Machine Size: 12000LBS-14000LBS
Description: 24" HEAVY DUTY SKELETON BUCKET***MUST SPECIFY MOUNT***
Attachment Size: 24" BUCKET

6SK-36 (#IS2642-034-54)

Call 770-908-9439 or check website for Price



Manufacturer: NM ATTACHMENTS
Machine Size: 12000LBS-14000LBS
Description: 36" HEAVY DUTY SKELETON BUCKET***MUST SPECIFY MOUNT***
Attachment Size: 36" BUCKET

8SK-30 (#IS2646-034-54)

Call 770-908-9439 or check website for Price



Manufacturer: NM ATTACHMENTS
Machine Size: 14000LBS-24000LBS
Description: 30" HEAVY DUTY SKELETON BUCKET***MUST SPECIFY MOUNT***
Attachment Size: 30" BUCKET

8SK-36 (#IS2647-034-54)

Call 770-908-9439 or check website for Price



Manufacturer: NM ATTACHMENTS
Machine Size: 14000LBS-24000LBS
Description: 36" HEAVY DUTY SKELETON BUCKET***MUST SPECIFY MOUNT***
Attachment Size: 36" BUCKET

ESB1024QA (#IS3758-023-59)

Call 770-908-9439 or check website for Price



Manufacturer: IS ATTACHMENTS
Machine Size: 10000LBS-14000LBS
Description: 24" SKELTON BUCKET***MUST SPECIFY MOUNT***3" SPACING
Attachment Size: 24" SKELTON BUCKET

ESB1030QA (#IS3759-023-59)

Call 770-908-9439 or check website for Price



Manufacturer: IS ATTACHMENTS
Machine Size: 10000LBS-14000LBS
Description: 30" SKELTON BUCKET***MUST SPECIFY MOUNT***3" SPACING
Attachment Size: 30" SKELTON BUCKET

ESB1036QA (#IS3760-023-59)

Call 770-908-9439 or check website for Price



Manufacturer: IS ATTACHMENTS
Machine Size: 10000LBS-14000LBS
Description: 36" SKELTON BUCKET***MUST SPECIFY MOUNT***3" SPACING
Attachment Size: 36" SKELTON BUCKET

BUCKET SMOOTH EXCAVATOR 10000LBS-14000LBS

**Prices subject to change at anytime..call for most up-to-date pricing.

5DC-30 (#IS2126-034-54)



Manufacturer: NM ATTACHMENTS
Machine Size: 10000LBS-12000LBS
Description: 30" SMOOTH BUCKET***MUST SPECIFY MOUNT***WITH BOE***

Call 770-908-9439 or check website for Price

Attachment Size: 30" SMOOTH BUCKET 7.5 CU.FT

5DC-36 (#IS2127-034-54)



Manufacturer: NM ATTACHMENTS
Machine Size: 10000LBS-12000LBS
Description: 36" SMOOTH BUCKET***MUST SPECIFY MOUNT***WITH BOE***

Call 770-908-9439 or check website for Price

Attachment Size: 36" SMOOTH BUCKET 9.25 CU.FT

5DC-42 (#IS2128-034-54)



Manufacturer: NM ATTACHMENTS
Machine Size: 10000LBS-12000LBS
Description: 42" SMOOTH BUCKET***MUST SPECIFY MOUNT***WITH BOE***

Call 770-908-9439 or check website for Price

Attachment Size: 42" SMOOTH BUCKET 11.25 CU.FT

5DC-48 (#IS2129-034-54)



Manufacturer: NM ATTACHMENTS
Machine Size: 10000LBS-12000LBS
Description: 48" SMOOTH BUCKET***MUST SPECIFY MOUNT***WITH BOE***

Call 770-908-9439 or check website for Price

Attachment Size: 48" SMOOTH BUCKET 11.25 CU.FT

6DC-36 (#IS1868-034-54)



Manufacturer: NM ATTACHMENTS
Machine Size: 12,000LBS-14,000LBS
Description: 36" SMOOTH BUCKET***MUST SPECIFY MOUNT***WITH BOE***

Call 770-908-9439 or check website for Price

Attachment Size: 36" SMOOTH BUCKET 13 CU.FT

6DC-42 (#IS2130-034-54)



Manufacturer: NM ATTACHMENTS
Machine Size: 12000LBS-14000LBS
Description: 42" SMOOTH BUCKET***MUST SPECIFY MOUNT***WITH BOE***

Call 770-908-9439 or check website for Price

Attachment Size: 42" SMOOTH BUCKET 15.25 CU.FT

6DC-48 (#IS2131-034-54)



Manufacturer: NM ATTACHMENTS
Machine Size: 12000LBS-14000LBS
Description: 48" SMOOTH BUCKET***MUST SPECIFY MOUNT***WITH BOE***

Call 770-908-9439 or check website for Price

Attachment Size: 48" SMOOTH BUCKET 17.62 CU.FT

EDB1036/BOE/PO (#IS4694-023-59)



Manufacturer: IS ATTACHMENTS
Machine Size: 10000LBS-14000LBS
Description: 36" EXCAVATOR DITCHING BUCKET WITH BOE***MUST SPECIFY MOUNT***WITH PINS

Call 770-908-9439 or check website for Price

Attachment Size: 36" DITCHING BUCKET

EDB1036/BOE/QA (#IS2789-023-59)



Manufacturer: IS ATTACHMENTS
Machine Size: 10000LBS-14000LBS
Description: 36" EXCAVATOR DITCHING BUCKET WITH BOE***MUST SPECIFY MOUNT***QUICK ATTACH

Call 770-908-9439 or check website for Price

Attachment Size: 36" DITCHING BUCKET

EDB1042/BOE/QA (#IS2790-023-59)



Manufacturer: IS ATTACHMENTS
Machine Size: 10000LBS-14000LBS
Description: 30" EXCAVATOR DITCHING BUCKET WITH BOE***MUST SPECIFY MOUNT***QUICK ATTACH

Call 770-908-9439 or check website for Price

Attachment Size: 42" DITCHING BUCKET

EDB1048/BOE/PO (#IS4695-023-59)

Call 770-908-9439 or check website for Price



Manufacturer: IS ATTACHMENTS
Machine Size: 10000LBS-14000LBS
Description: 48" EXCAVATOR DITCHING BUCKET WITH BOE***MUST SPECIFY MOUNT***WITH PINS

Attachment Size: 48" DITCHING BUCKET**EDB1048/BOE/QA (#IS2791-023-59)**

Call 770-908-9439 or check website for Price



Manufacturer: IS ATTACHMENTS
Machine Size: 10000LBS-14000LBS
Description: 48" EXCAVATOR DITCHING BUCKET WITH BOE***MUST SPECIFY MOUNT***QUICK ATTACH

Attachment Size: 48" DITCHING BUCKET**BUCKET SMOOTH EXCAVATOR 14000LBS-24000LBS****8DC-36 (#IS2094-034-54)**

Call 770-908-9439 or check website for Price



Manufacturer: NM ATTACHMENTS
Machine Size: 14000LBS-24000LBS
Description: 36" SMOOTH BUCKET***MUST SPECIFY MOUNT***WITH BOE***

Attachment Size: 36" SMOOTH BUCKET .375CU.YDS**8DC-42 (#IS2095-034-54)**

Call 770-908-9439 or check website for Price



Manufacturer: NM ATTACHMENTS
Machine Size: 14000LBS-24000LBS
Description: 42" SMOOTH BUCKET***MUST SPECIFY MOUNT***WITH BOE***

Attachment Size: 42" SMOOTH BUCKET .5 CU.YDS**8DC-48 (#IS2096-034-54)**

Call 770-908-9439 or check website for Price



Manufacturer: NM ATTACHMENTS
Machine Size: 14000LBS-24000LBS
Description: 48" SMOOTH BUCKET***MUST SPECIFY MOUNT***WITH BOE***

Attachment Size: 48" SMOOTH BUCKET .565 CU.YDS**8DC-54 (#IS2097-034-54)**

Call 770-908-9439 or check website for Price



Manufacturer: NM ATTACHMENTS
Machine Size: 14000LBS-24000LBS
Description: 54" SMOOTH BUCKET***MUST SPECIFY MOUNT***WITH BOE***

Attachment Size: 54" SMOOTH BUCKET .625 CU.YDS**EDB1424/BOE/QA (#IS4056-023-59)**

Call 770-908-9439 or check website for Price



Manufacturer: IS ATTACHMENTS
Machine Size: 14000LBS-18000LBS
Description: 24" EXCAVATOR DITCHING BUCKET WITH BOE***MUST SPECIFY MOUNT***QUICK ATTACH

Attachment Size: 24" DITCHING BUCKET**EDB1436/BOE/PO (#IS4696-023-59)**

Call 770-908-9439 or check website for Price



Manufacturer: IS ATTACHMENTS
Machine Size: 14000LBS-18000LBS
Description: 36" EXCAVATOR DITCHING BUCKET WITH BOE***MUST SPECIFY MOUNT***WITH PINS

Attachment Size: 36" DITCHING BUCKET**EDB1436/BOE/QA (#IS2795-023-59)**

Call 770-908-9439 or check website for Price



Manufacturer: IS ATTACHMENTS
Machine Size: 14000LBS-18000LBS
Description: 36" EXCAVATOR DITCHING BUCKET WITH BOE***MUST SPECIFY MOUNT***QUICK ATTACH

Attachment Size: 36" DITCHING BUCKET**EDB1442/BOE/QA (#IS2811-023-59)**

Call 770-908-9439 or check website for Price



Manufacturer: IS ATTACHMENTS
Machine Size: 14000LBS-18000LBS
Description: 42" EXCAVATOR DITCHING BUCKET WITH BOE***MUST SPECIFY MOUNT***QUICK ATTACH

Attachment Size: 42" DITCHING BUCKET

EDB1448/BOE/QA (#IS2792-023-59)

Call 770-908-9439 or check website for Price



Manufacturer: IS ATTACHMENTS
Machine Size: 14000LBS-18000LBS
Description: 48" EXCAVATOR DITCHING BUCKET WITH BOE***MUST SPECIFY MOUNT***QUICK ATTACH
Attachment Size: 48" DITCHING BUCKET

BUCKET SMOOTH EXCAVATOR 24000LBS-33000LBS

13DC-42 (#IS2099-034-54)

Call 770-908-9439 or check website for Price



Manufacturer: NM ATTACHMENTS
Machine Size: 24000LBS-33000LBS
Description: 42" SMOOTH BUCKET***MUST SPECIFY MOUNT***WITH BOE***
Attachment Size: 42" SMOOTH BUCKET .75 CU.YDS

13DC-48 (#IS2100-034-54)

Call 770-908-9439 or check website for Price



Manufacturer: NM ATTACHMENTS
Machine Size: 24000LBS-33000LBS
Description: 48" SMOOTH BUCKET***MUST SPECIFY MOUNT***WITH BOE***
Attachment Size: 48" SMOOTH BUCKET .875 CU.YDS

13DC-54 (#IS2101-034-54)

Call 770-908-9439 or check website for Price



Manufacturer: NM ATTACHMENTS
Machine Size: 24000LBS-33000LBS
Description: 54" SMOOTH BUCKET***MUST SPECIFY MOUNT***WITH BOE***
Attachment Size: 54" SMOOTH BUCKET 1 CU.YDS

13DC-60 (#IS2102-034-54)

Call 770-908-9439 or check website for Price



Manufacturer: NM ATTACHMENTS
Machine Size: 24000LBS-33000LBS
Description: 60" SMOOTH BUCKET***MUST SPECIFY MOUNT***WITH BOE***
Attachment Size: 60" SMOOTH BUCKET 1.125 CU.YDS

EDB2442/BOE/PO (#IS2788-023-59)

Call 770-908-9439 or check website for Price



Manufacturer: IS ATTACHMENTS
Machine Size: 24000LBS-33000LBS
Description: 42" EXCAVATOR DITCHING BUCKET WITH BOE***MUST SPECIFY MOUNT***WITH PINS
Attachment Size: 42" DITCHING BUCKET

EDB2448/BOE/PO (#IS2794-023-59)

Call 770-908-9439 or check website for Price



Manufacturer: IS ATTACHMENTS
Machine Size: 24000LBS-33000LBS
Description: 48" EXCAVATOR DITCHING BUCKET WITH BOE***MUST SPECIFY MOUNT***WITH PINS
Attachment Size: 48" DITCHING BUCKET

BUCKET SMOOTH EXCAVATOR 40000LBS-55000LBS

15DC-42 (#IS2135-034-54)

Call 770-908-9439 or check website for Price



Manufacturer: NM ATTACHMENTS
Machine Size: 33000LBS-45000LBS
Description: 42" SMOOTH BUCKET***MUST SPECIFY MOUNT***WITH BOE***
Attachment Size: 42" SMOOTH BUCKET .875YDS CU.FT

15DC-48 (#IS2136-034-54)

Call 770-908-9439 or check website for Price



Manufacturer: NM ATTACHMENTS
Machine Size: 33000LBS-45000LBS
Description: 48" SMOOTH BUCKET***MUST SPECIFY MOUNT***WITH BOE***
Attachment Size: 48" SMOOTH BUCKET 1YD

EDB4036/BOE/PO (#IS3340-023-59)

Call 770-908-9439 or check website for Price



Manufacturer: IS ATTACHMENTS
Machine Size: 40000LBS-55000LBS
Description: 36" EXCAVATOR DITCHING BUCKET WITH BOE***MUST SPECIFY MOUNT***WITH PINS
Attachment Size: 36" DITCHING BUCKET

BUCKET SMOOTH EXCAVATOR 6000LBS-9000LBS

EDB624/BOE/QA (#IS2793-023-59)

Call 770-908-9439 or check website for Price



Manufacturer: IS ATTACHMENTS
Machine Size: 6000LBS-9000LBS
Description: 24" EXCAVATOR DITCHING BUCKET WITH BOE***MUST SPECIFY MOUNT***QUICK ATTACH
Attachment Size: 24" DITCHING BUCKET

EDB636/BOE/QA (#IS2787-023-59)

Call 770-908-9439 or check website for Price



Manufacturer: IS ATTACHMENTS
Machine Size: 6000LBS-9000LBS
Description: 36" EXCAVATOR DITCHING BUCKET WITH BOE***MUST SPECIFY MOUNT***QUICK ATTACH
Attachment Size: 36" DITCHING BUCKET

EDB642/BOE/QA (#IS3668-023-59)

Call 770-908-9439 or check website for Price



Manufacturer: IS ATTACHMENTS
Machine Size: 6000LBS-9000LBS
Description: 42" EXCAVATOR DITCHING BUCKET WITH BOE***MUST SPECIFY MOUNT***QUICK ATTACH
Attachment Size: 42" DITCHING BUCKET

BUCKET SMOOTH EXCAVATOR JOHN DEERE 26G/35G WEDGE & HITACHI 26U/30U/35U WEDGE

1EXBJD3512SE (#IS4318-000-69)

Call 770-908-9439 or check website for Price



Manufacturer: CONSTRUCTION ATTACHMENTS
Machine Size: JD 26G/35G WEDGE & HITACHI 26U/30U/35U WEDGE
Description: EXCAVATOR BUCKET JOHN DEERE AND HITACHI (wedge only coupler)***NO BOE***18 Month Factory Warranty
WEIGHT: 158 LBS
Attachment Size: 12" SMOOTH BUCKET

1EXBJD3516SE (#IS4319-000-69)

Call 770-908-9439 or check website for Price



Manufacturer: CONSTRUCTION ATTACHMENTS
Machine Size: JD 26G/35G WEDGE & HITACHI 26U/30U/35U WEDGE
Description: EXCAVATOR BUCKET JOHN DEERE AND HITACHI (wedge only coupler)***NO BOE***18 Month Factory Warranty
WEIGHT: 200 LBS
Attachment Size: 16" SMOOTH BUCKET

1EXBJD3518SE (#IS4320-000-69)

Call 770-908-9439 or check website for Price



Manufacturer: CONSTRUCTION ATTACHMENTS
Machine Size: JD 26G/35G WEDGE & HITACHI 26U/30U/35U WEDGE
Description: EXCAVATOR BUCKET JOHN DEERE AND HITACHI (wedge only coupler)***NO BOE***18 Month Factory Warranty
WEIGHT: 212 LBS
Attachment Size: 18"SMOOTH BUCKET

1EXBJD3524SE (#IS4321-000-69)

Call 770-908-9439 or check website for Price



Manufacturer: CONSTRUCTION ATTACHMENTS
Machine Size: JD 26G/35G WEDGE & HITACHI 26U/30U/35U WEDGE
Description: EXCAVATOR BUCKET JOHN DEERE AND HITACHI (wedge only coupler)***NO BOE***18 Month Factory Warranty
WEIGHT: 254 LBS
Attachment Size: 24"SMOOTH BUCKET

1EXBJD3530SE (#IS4322-000-69)

Call 770-908-9439 or check website for Price



Manufacturer: CONSTRUCTION ATTACHMENTS
Machine Size: JD 26G/35G WEDGE & HITACHI 26U/30U/35U WEDGE
Description: EXCAVATOR BUCKET JOHN DEERE AND HITACHI (wedge only coupler)***NO BOE***18 Month Factory Warranty
WEIGHT: 297 LBS
Attachment Size: 30"SMOOTH BUCKET

1EXBJD3536SE (#IS4323-000-69)

Call 770-908-9439 or check website for Price



Manufacturer: CONSTRUCTION ATTACHMENTS
Machine Size: JD 26G/35G WEDGE & HITACHI 26U/30U/35U WEDGE
Description: EXCAVATOR BUCKET JOHN DEERE AND HITACHI (wedge only coupler)***NO BOE***18 Month Factory Warranty
WEIGHT: 338 LBS
Attachment Size: 36"SMOOTH BUCKET

BUCKET SMOOTH EXCAVATOR JOHN DEERE 50G/60G

**Prices subject to change at anytime..call for most up-to-date pricing.

WEDGE & HITACHI 50U/60U WEDGE

1EXBJD5012SE (#IS4330-000-69)



Manufacturer: CONSTRUCTION ATTACHMENTS
Machine Size: JD 50G/60G WEDGE & HITACHI 50U/60U WEDGE
Description: EXCAVATOR BUCKET JOHN DEERE AND HITACHI (wedge only coupler)***NO BOE***18 Month Factory Warranty

WEIGHT: 190 LBS
Attachment Size: 12" SMOOTH BUCKET

Call 770-908-9439 or check website for Price

1EXBJD5016SE (#IS4331-000-69)



Manufacturer: CONSTRUCTION ATTACHMENTS
Machine Size: JD 50G/60G WEDGE & HITACHI 50U/60U WEDGE
Description: EXCAVATOR BUCKET JOHN DEERE AND HITACHI (wedge only coupler)***NO BOE***18 Month Factory Warranty

WEIGHT: 240 LBS
Attachment Size: 16" SMOOTH BUCKET

Call 770-908-9439 or check website for Price

1EXBJD5018SE (#IS4332-000-69)



Manufacturer: CONSTRUCTION ATTACHMENTS
Machine Size: JD 50G/60G WEDGE & HITACHI 50U/60U WEDGE
Description: EXCAVATOR BUCKET JOHN DEERE AND HITACHI (wedge only coupler)***NO BOE***18 Month Factory Warranty

WEIGHT: 308 LBS
Attachment Size: 18"SMOOTH BUCKET

Call 770-908-9439 or check website for Price

1EXBJD5024SE (#IS4333-000-69)



Manufacturer: CONSTRUCTION ATTACHMENTS
Machine Size: JD 50G/60G WEDGE & HITACHI 50U/60U WEDGE
Description: EXCAVATOR BUCKET JOHN DEERE AND HITACHI (wedge only coupler)***NO BOE***18 Month Factory Warranty

WEIGHT: 362 LBS
Attachment Size: 24"SMOOTH BUCKET

Call 770-908-9439 or check website for Price

1EXBJD5030SE (#IS4334-000-69)



Manufacturer: CONSTRUCTION ATTACHMENTS
Machine Size: JD 50G/60G WEDGE & HITACHI 50U/60U WEDGE
Description: EXCAVATOR BUCKET JOHN DEERE AND HITACHI (wedge only coupler)***NO BOE***18 Month Factory Warranty

WEIGHT: 450 LBS
Attachment Size: 30"SMOOTH BUCKET

Call 770-908-9439 or check website for Price

1EXBJD5036SE (#IS4335-000-69)



Manufacturer: CONSTRUCTION ATTACHMENTS
Machine Size: JD 50G/60G WEDGE & HITACHI 50U/60U WEDGE
Description: EXCAVATOR BUCKET JOHN DEERE AND HITACHI (wedge only coupler)***NO BOE***18 Month Factory Warranty

WEIGHT: 462 LBS
Attachment Size: 36"SMOOTH BUCKET

Call 770-908-9439 or check website for Price

BUCKET SMOOTH KUBOTA EXCAVATOR 10,000-15,000 LBS

1EXB1112SEKUBQ (#IS4283-000-69)



Manufacturer: CONSTRUCTION ATTACHMENTS
Machine Size: KX71-3, KX040-4R1, KX91, KX121, U35-4R1, KX033-4R1
Description: EXCAVATOR BUCKETS KUBOTA EXCAVATORS ***NO BOE***QA ONLY

WEIGHT: 208 LBS
Attachment Size: 12" SMOOTH BUCKET

Call 770-908-9439 or check website for Price

1EXB1112SEKUBQ (#IS4296-000-69)



Manufacturer: CONSTRUCTION ATTACHMENTS
Machine Size: U55-4R1, KX057-4R1, U48, KX161, U45
Description: EXCAVATOR BUCKETS KUBOTA EXCAVATORS ***NO BOE***QA ONLY

WEIGHT: 190 LBS
Attachment Size: 12" SMOOTH BUCKET

Call 770-908-9439 or check website for Price

1EXB1116SEKUBQ (#IS4297-000-69)



Manufacturer: CONSTRUCTION ATTACHMENTS
Machine Size: KX71-3, KX040-4R1, KX91, KX121, U35-4R1, KX033-4R1
Description: EXCAVATOR BUCKETS KUBOTA EXCAVATORS ***NO BOE***QA ONLY

WEIGHT: 190 LBS
Attachment Size: 16" SMOOTH BUCKET

Call 770-908-9439 or check website for Price

**Prices subject to change at anytime..call for most up-to-date pricing.

1EXB1118SEKUBQ (#IS4298-000-69)

Manufacturer CONSTRUCTION ATTACHMENTS
Machine Size: KX71-3, KX040-4R1, KX91, KX121, U35-4R1, KX033-4R1
Description: EXCAVATOR BUCKETS KUBOTA EXCAVATORS ***NO BOE***QA ONLY

Call 770-908-9439 or check website for Price

WEIGHT 308 LBS
Attachment Size: 18" SMOOTH BUCKET

1EXB1124SEKUBQ (#IS4299-000-69)

Manufacturer CONSTRUCTION ATTACHMENTS
Machine Size: KX71-3, KX040-4R1, KX91, KX121, U35-4R1, KX033-4R1
Description: EXCAVATOR BUCKETS KUBOTA EXCAVATORS ***NO BOE***QA ONLY

Call 770-908-9439 or check website for Price

WEIGHT 362 LBS
Attachment Size: 24" SMOOTH BUCKET

1EXB1130SEKUBQ (#IS4300-000-69)

Manufacturer CONSTRUCTION ATTACHMENTS
Machine Size: KX71-3, KX040-4R1, KX91, KX121, U35-4R1, KX033-4R1
Description: EXCAVATOR BUCKETS KUBOTA EXCAVATORS ***NO BOE***QA ONLY

Call 770-908-9439 or check website for Price

WEIGHT 450 LBS
Attachment Size: 30" SMOOTH BUCKET

1EXB1136SEKUBQ (#IS4301-000-69)

Manufacturer CONSTRUCTION ATTACHMENTS
Machine Size: KX71-3, KX040-4R1, KX91, KX121, U35-4R1, KX033-4R1
Description: EXCAVATOR BUCKETS KUBOTA EXCAVATORS ***NO BOE***QA ONLY

Call 770-908-9439 or check website for Price

WEIGHT 462 LBS
Attachment Size: 36" SMOOTH BUCKET

BUCKET SMOOTH KUBOTA EXCAVATOR 16,000-20,000 LBS**1EXB1618SEKUBQ (#IS4308-000-69)**

Manufacturer CONSTRUCTION ATTACHMENTS
Machine Size: KX080-3
Description: EXCAVATOR BUCKETS KUBOTA EXCAVATORS***QA ONLY***

Call 770-908-9439 or check website for Price

WEIGHT 496LBS
Attachment Size: 18" SMOOTH BUCKET

1EXB1624SEKUBQ (#IS4309-000-69)

Manufacturer CONSTRUCTION ATTACHMENTS
Machine Size: KX080-3
Description: EXCAVATOR BUCKETS KUBOTA EXCAVATORS***QA ONLY***

Call 770-908-9439 or check website for Price

WEIGHT 496LBS
Attachment Size: 24" SMOOTH BUCKET

1EXB1630SEKUBQ (#IS4310-000-69)

Manufacturer CONSTRUCTION ATTACHMENTS
Machine Size: KX080-3
Description: EXCAVATOR BUCKETS KUBOTA EXCAVATORS***QA ONLY***

Call 770-908-9439 or check website for Price

WEIGHT 496LBS
Attachment Size: 30" SMOOTH BUCKET

1EXB1636SEKUBQ (#IS4311-000-69)

Manufacturer CONSTRUCTION ATTACHMENTS
Machine Size: KX080-3
Description: EXCAVATOR BUCKETS KUBOTA EXCAVATORS***QA ONLY***

Call 770-908-9439 or check website for Price

WEIGHT 496LBS
Attachment Size: 36" SMOOTH BUCKET

1EXB1648SEKUBQ (#IS4312-000-69)

Manufacturer CONSTRUCTION ATTACHMENTS
Machine Size: KX080-3
Description: EXCAVATOR BUCKETS KUBOTA EXCAVATORS***QA ONLY***

Call 770-908-9439 or check website for Price

WEIGHT 496LBS
Attachment Size: 48" SMOOTH BUCKET

BUCKET SMOOTH KUBOTA EXCAVATOR 6,000-10,000 LBS**1EXB612SEKUBQ (#IS4421-000-69)**

Manufacturer CONSTRUCTION ATTACHMENTS
Machine Size: KX71-3, KX040-4R1, KX91, KX121, U35-4R1, KX033-4R1
Description: EXCAVATOR BUCKETS KUBOTA EXCAVATORS ***NO BOE***QA ONLY

Call 770-908-9439 or check website for Price


WEIGHT 158 LBS
Attachment Size: 12" SMOOTH BUCKET

1EXB616SEKUBQ (#IS4284-000-69)

Manufacturer CONSTRUCTION ATTACHMENTS
Machine Size: KX71-3, KX040-4R1, KX91, KX121, U35-4R1, KX033-4R1
Description: EXCAVATOR BUCKETS KUBOTA EXCAVATORS ***NO BOE***QA ONLY

Call 770-908-9439 or check website for Price

WEIGHT 200 LBS
Attachment Size: 16" SMOOTH BUCKET

1EXB618SEKUBQ (#IS4285-000-69)

Manufacturer CONSTRUCTION ATTACHMENTS
Machine Size: KX71-3, KX040-4R1, KX91, KX121, U35-4R1, KX033-4R1
Description: EXCAVATOR BUCKETS KUBOTA EXCAVATORS ***NO BOE***QA ONLY

Call 770-908-9439 or check website for Price

WEIGHT 212 LBS
Attachment Size: 18" SMOOTH BUCKET

1EXB624SEKUBQ (#IS4286-000-69)

Manufacturer CONSTRUCTION ATTACHMENTS
Machine Size: KX71-3, KX040-4R1, KX91, KX121, U35-4R1, KX033-4R1
Description: EXCAVATOR BUCKETS KUBOTA EXCAVATORS ***NO BOE***QA ONLY

Call 770-908-9439 or check website for Price

WEIGHT 254 LBS
Attachment Size: 24" SMOOTH BUCKET

1EXB630SEKUBQ (#IS4287-000-69)

Manufacturer CONSTRUCTION ATTACHMENTS
Machine Size: KX71-3, KX040-4R1, KX91, KX121, U35-4R1, KX033-4R1
Description: EXCAVATOR BUCKETS KUBOTA EXCAVATORS ***NO BOE***QA ONLY

Call 770-908-9439 or check website for Price

WEIGHT 297 LBS
Attachment Size: 30" SMOOTH BUCKET

1EXB636SEKUBQ (#IS4288-000-69)

Manufacturer CONSTRUCTION ATTACHMENTS
Machine Size: KX71-3, KX040-4R1, KX91, KX121, U35-4R1, KX033-4R1
Description: EXCAVATOR BUCKETS KUBOTA EXCAVATORS ***NO BOE***QA ONLY

Call 770-908-9439 or check website for Price

WEIGHT 338 LBS
Attachment Size: 36" SMOOTH BUCKET

BUCKET SMOOTH LONG FLOOR SKID STEER**15111 (#IS2542-025-34)**

Manufacturer PALADIN
Machine Size: SSL
Description: 60" HEAVY DUTY SMOOTH BUCKET LOW-PROFILE LONG FLOOR BUCKETS FOR SKID-STEER LOADERS

Call 770-908-9439 or check website for Price

WEIGHT 467LBS
Attachment Size: 60" WORKING WIDTH

15115 (#IS2444-025-34)

Manufacturer PALADIN
Machine Size: SSL
Description: 66" HEAVY DUTY SMOOTH BUCKET LOW-PROFILE LONG FLOOR BUCKETS FOR SKID-STEER LOADERS

Call 770-908-9439 or check website for Price

WEIGHT 500LBS
Attachment Size: 66" WORKING WIDTH

15117 (#IS2445-025-34)

Manufacturer PALADIN
Machine Size: SSL
Description: 72" HEAVY DUTY SMOOTH BUCKET LOW-PROFILE LONG FLOOR BUCKETS FOR SKID-STEER LOADERS

Call 770-908-9439 or check website for Price

WEIGHT 533LBS
Attachment Size: 72" WORKING WIDTH

15119 (#IS2454-025-34)

Manufacturer PALADIN
Machine Size: SSL
Description: 82" HEAVY DUTY SMOOTH BUCKET LOW-PROFILE LONG FLOOR BUCKETS FOR SKID-STEER LOADERS

Call 770-908-9439 or check website for Price

WEIGHT 631LBS
Attachment Size: 82" WORKING WIDTH


1GPEB66E (#IS4433-000-69)

Manufacturer CONSTRUCTION ATTACHMENTS
Machine Size: SSL MAX 80HP
Description: GENERAL PURPOSE BUCKETS**WITH BOE**SSL MOUNT**18 Month Factory Warranty

Call 770-908-9439 or check website for Price

WEIGHT 581 LBS
Attachment Size: 66" WORKING WIDTH

1GPEB72E (#IS4434-000-69)



Manufacturer: CONSTRUCTION ATTACHMENTS
Machine Size: SSL MAX 80HP
Description: GENERAL PURPOSE BUCKETS**WITH BOE**SSL MOUNT**18 Month Factory Warranty

Call 770-908-9439 or check website for Price

WEIGHT: 634 LBS
Attachment Size: 72" WORKING WIDTH

1GPEB78E (#IS4435-000-69)



Manufacturer: CONSTRUCTION ATTACHMENTS
Machine Size: SSL MAX 80HP
Description: GENERAL PURPOSE BUCKETS**WITH BOE**SSL MOUNT**18 Month Factory Warranty

Call 770-908-9439 or check website for Price

WEIGHT: 710 LBS
Attachment Size: 78" WORKING WIDTH

1GPEB84E (#IS4436-000-69)



Manufacturer: CONSTRUCTION ATTACHMENTS
Machine Size: SSL MAX 80HP
Description: GENERAL PURPOSE BUCKETS**WITH BOE**SSL MOUNT**18 Month Factory Warranty

Call 770-908-9439 or check website for Price

WEIGHT: 859 LBS
Attachment Size: 84" WORKING WIDTH

1GPSXD73ESC (#IS4490-000-69)



Manufacturer: CONSTRUCTION ATTACHMENTS
Machine Size: SSL 130 MAX HP
Description: EXTENDED BOTTOM LOW PROFILE SEVERE XTREME DUTY BUCKET FOR RUBBER TIRE OR RUBBER TRACK MACHINES UP TO 130 HORSEPOWER****PICTURE SHOWN WITH TEETH****

Call 770-908-9439 or check website for Price

WEIGHT: 854 LBS
Attachment Size: 73" WORKING WIDTH

1GPSXD78ESC (#IS4491-000-69)



Manufacturer: CONSTRUCTION ATTACHMENTS
Machine Size: SSL 130 MAX HP
Description: EXTENDED BOTTOM LOW PROFILE SEVERE XTREME DUTY BUCKET FOR RUBBER TIRE OR RUBBER TRACK MACHINES UP TO 130 HORSEPOWER****PICTURE SHOWN WITH TEETH****

Call 770-908-9439 or check website for Price

WEIGHT: 897 LBS
Attachment Size: 78" WORKING WIDTH

1GPSXD84ESC (#IS4492-000-69)



Manufacturer: CONSTRUCTION ATTACHMENTS
Machine Size: SSL 130 MAX HP
Description: EXTENDED BOTTOM LOW PROFILE SEVERE XTREME DUTY BUCKET FOR RUBBER TIRE OR RUBBER TRACK MACHINES UP TO 130 HORSEPOWER
 ****PICTURE SHOWN WITH TEETH****

Call 770-908-9439 or check website for Price

WEIGHT: 916 LBS
Attachment Size: 84" WORKING WIDTH

33808 (#IS2541-025-34)



Manufacturer: PALADIN
Machine Size: SSL
Description: 63" HEAVY DUTY SMOOTH BUCKET LOW-PROFILE LONG FLOOR BUCKETS FOR SKID-STEER LOADERS

Call 770-908-9439 or check website for Price

WEIGHT: 426LBS
Attachment Size: 63" WORKING WIDTH

KD16181 (#IS2455-025-34)



Manufacturer: PALADIN
Machine Size: SSL
Description: 84" HEAVY DUTY SMOOTH BUCKET WITH BOE AND SIDE-CUTTERS LOW-PROFILE LONG FLOOR BUCKETS FOR SKID-STEER LOADERS

Call 770-908-9439 or check website for Price

WEIGHT: 728LBS
Attachment Size: 84" WORKING WIDTH

KD16271 (#IS2452-025-34)



Manufacturer: PALADIN
Machine Size: SSL
Description: 78" HEAVY DUTY SMOOTH BUCKET WITH BOE AND SIDE-CUTTERS LOW-PROFILE LONG FLOOR BUCKETS FOR SKID-STEER LOADERS

Call 770-908-9439 or check website for Price

WEIGHT: 608LBS
Attachment Size: 78" WORKING WIDTH

BUCKET SMOOTH MINI SKID STEER


**Prices subject to change at anytime..call for most up-to-date pricing.

1GPMNSB36 (#IS4136-000-69)

Manufacturer CONSTRUCTION ATTACHMENTS
Machine Size: MINI
Description: MINI SKID STEER SMOOTH BUCKET**UNIVERSAL MOUNT**

Call 770-908-9439 or check website for Price

WEIGHT 160 LBS
Attachment Size: 36" WORKING WIDTH

1GPMNSB36E (#IS4138-000-69)

Manufacturer CONSTRUCTION ATTACHMENTS
Machine Size: MINI
Description: MINI SKID STEER SMOOTH BUCKET***WITH BOE*****UNIVERSAL MOUNT**

Call 770-908-9439 or check website for Price

WEIGHT 197 LBS
Attachment Size: 36" WORKING WIDTH

1GPMNSB42 (#IS4139-000-69)

Manufacturer CONSTRUCTION ATTACHMENTS
Machine Size: MINI
Description: MINI SKID STEER SMOOTH BUCKET**UNIVERSAL MOUNT**

Call 770-908-9439 or check website for Price

WEIGHT 176 LBS
Attachment Size: 42" WORKING WIDTH

1GPMNSB42E (#IS4140-000-69)

Manufacturer CONSTRUCTION ATTACHMENTS
Machine Size: MINI
Description: MINI SKID STEER SMOOTH BUCKET***WITH BOE*****UNIVERSAL MOUNT**

Call 770-908-9439 or check website for Price

WEIGHT 219 LBS
Attachment Size: 42" WORKING WIDTH

1GPMNSB48 (#IS4142-000-69)

Manufacturer CONSTRUCTION ATTACHMENTS
Machine Size: MINI
Description: MINI SKID STEER SMOOTH BUCKET**UNIVERSAL MOUNT**

Call 770-908-9439 or check website for Price

WEIGHT 192 LBS
Attachment Size: 48" WORKING WIDTH

1GPMNSB48E (#IS4143-000-69)

Manufacturer CONSTRUCTION ATTACHMENTS
Machine Size: MINI
Description: MINI SKID STEER SMOOTH BUCKET***WITH BOE*****UNIVERSAL MOUNT**

Call 770-908-9439 or check website for Price

WEIGHT 241 LBS
Attachment Size: 48" WORKING WIDTH

1GPMNSB54 (#IS4145-000-69)

Manufacturer CONSTRUCTION ATTACHMENTS
Machine Size: MINI
Description: MINI SKID STEER SMOOTH BUCKET**UNIVERSAL MOUNT**

Call 770-908-9439 or check website for Price

WEIGHT 208 LBS
Attachment Size: 54" WORKING WIDTH

1GPMNSB54E (#IS4146-000-69)

Manufacturer CONSTRUCTION ATTACHMENTS
Machine Size: MINI
Description: MINI SKID STEER SMOOTH BUCKET***WITH BOE*****UNIVERSAL MOUNT**

Call 770-908-9439 or check website for Price

WEIGHT 224 LBS
Attachment Size: 54" WORKING WIDTH

2000872 (#IS2184-025-34)

Manufacturer PALADIN
Machine Size: MINI
Description: 42" SMOOTH BUCKET (4 ft³) universal hitch*

Call 770-908-9439 or check website for Price

WEIGHT 220LBS
Attachment Size: 42" WORKING WIDTH

2000877 (#IS2186-025-34)

Manufacturer PALADIN
Machine Size: MINI
Description: 48" SMOOTH BUCKET(4 ft³) universal hitch*

Call 770-908-9439 or check website for Price

WEIGHT 216LBS
Attachment Size: 48" WORKING WIDTH

BUCKET SMOOTH REGULAR DUTY

MBR72M-A (#IS3574-023-50)



Manufacturer: MARTATCH
Machine Size: SSL
Description: 72" 22"H X 34"D X 72"L [MED.]-18.2 CUBIC FEET/ 21.5 CUBIC FEET HEAPED SMOOTH***NO BOE***

Call 770-908-9439 or check website for Price

WEIGHT: 562LBS
Attachment Size: 72" WORKING WIDTH

MBR72M-A/MBOCE3/4X8 (#IS3656-023-50)



Manufacturer: MARTATCH
Machine Size: SSL
Description: 72" 22"H X 34"D X 72"L [MED.]-18.2 CUBIC FEET/ 21.5 CUBIC FEET HEAPED SMOOTH***WITH 8" BOE***

Call 770-908-9439 or check website for Price

WEIGHT: 625LBS
Attachment Size: 72" WORKING WIDTH

MBR78M-A (#IS3575-023-50)



Manufacturer: MARTATCH
Machine Size: SSL
Description: 78" 22"H X 34"D X 78"L [MED.]-19.7 CUBIC FEET/ 23.4 CUBIC FEET HEAPED SMOOTH ***NO BOE***

Call 770-908-9439 or check website for Price

WEIGHT: 600LBS
Attachment Size: 78" WORKING WIDTH

MBR78M-A/MBOCE3/4X8 (#IS3657-023-50)



Manufacturer: MARTATCH
Machine Size: SSL
Description: 78" 22"H X 34"D X 78"L [MED.]-19.7 CUBIC FEET/ 23.4 CUBIC FEET HEAPED SMOOTH ***WITH 8" BOE***

Call 770-908-9439 or check website for Price

WEIGHT: 675LBS
Attachment Size: 78" WORKING WIDTH

BUCKET SMOOTH STANDARD FLOOR SKID STEER

15114 (#IS2437-025-34)



Manufacturer: PALADIN
Machine Size: SSL
Description: 66" HEAVY DUTY SMOOTH BUCKET LOW-PROFILE STANDARD FLOOR BUCKETS FOR SKID-STEER LOADERS

Call 770-908-9439 or check website for Price

WEIGHT: 440LBS
Attachment Size: 66" WORKING WIDTH

15116 (#IS2436-025-34)



Manufacturer: PALADIN
Machine Size: SSL
Description: 72" HEAVY DUTY SMOOTH BUCKET LOW-PROFILE STANDARD FLOOR BUCKETS FOR SKID-STEER LOADERS

Call 770-908-9439 or check website for Price

WEIGHT: 473LBS
Attachment Size: 72" WORKING WIDTH

15120 (#IS2545-025-34)



Manufacturer: PALADIN
Machine Size: SSL
Description: 60" HEAVY DUTY SMOOTH BUCKET WEIGHS 605LBS LOW-PROFILE STANDARD FLOOR BUCKETS FOR SKID-STEER LOADERS

Call 770-908-9439 or check website for Price

WEIGHT: 412LBS
Attachment Size: 60" WORKING WIDTH

1GPSB72E (#IS4534-000-69)



Manufacturer: CONSTRUCTION ATTACHMENTS
Machine Size: SSL MAX 80HP
Description: GENERAL PURPOSE BUCKETS**WITH BOE**SSL MOUNT**18 Month Factory Warranty**SIDE CUTTERS DO NOT COME WITH THIS UNIT**

Call 770-908-9439 or check website for Price

WEIGHT: 634 LBS
Attachment Size: 72" WORKING WIDTH

1GPSB78E (#IS4535-000-69)



Manufacturer: CONSTRUCTION ATTACHMENTS
Machine Size: SSL MAX 80HP
Description: GENERAL PURPOSE BUCKETS**WITH BOE**SSL MOUNT**18 Month Factory Warranty**SIDE CUTTERS DO NOT COME WITH THIS UNIT**

Call 770-908-9439 or check website for Price

WEIGHT: 710 LBS
Attachment Size: 78" WORKING WIDTH

1GPSB84E (#IS4536-000-69)



Manufacturer: CONSTRUCTION ATTACHMENTS
Machine Size: SSL MAX 80HP
Description: GENERAL PURPOSE BUCKETS**WITH BOE**SSL MOUNT**18 Month Factory Warranty**SIDE CUTTERS DO NOT COME WITH THIS UNIT**

Call 770-908-9439 or check website for Price

WEIGHT: 859 LBS
Attachment Size: 84" WORKING WIDTH

**Prices subject to change at anytime..call for most up-to-date pricing.

KD16180 (#IS2434-025-34)



Manufacturer: PALADIN
Machine Size: SSL
Description: 84" HEAVY DUTY SMOOTH BUCKET WITH BOE AND SIDE-CUTTERS LOW-PROFILE STANDARD FLOOR BUCKETS FOR SKID-STEER LOADERS

Call 770-908-9439 or check website for Price

WEIGHT: 683LBS
Attachment Size: 84" WORKING WIDTH

KD16270 (#IS2435-025-34)



Manufacturer: PALADIN
Machine Size: SSL
Description: 78" HEAVY DUTY SMOOTH BUCKET WITH BOE AND SIDE-CUTTERS LOW-PROFILE STANDARD FLOOR BUCKETS FOR SKID-STEER LOADERS

Call 770-908-9439 or check website for Price

WEIGHT: 543LBS
Attachment Size: 78" WORKING WIDTH

BUCKET TOOTH EXCAVATOR 10000LBS-14000LBS

5HD-12 (#IS1857-034-54)



Manufacturer: NM ATTACHMENTS
Machine Size: 10,000LBS-12,000LBS
Description: 12" HEAVY DUTY TOOTH BUCKET***MUST SPECIFY MOUNT***

Call 770-908-9439 or check website for Price

Attachment Size: 12" TOOTH BUCKET

5HD-16 (#IS1858-034-54)



Manufacturer: NM ATTACHMENTS
Machine Size: 10,000LBS-12,000LBS
Description: 16" HEAVY DUTY TOOTH BUCKET***MUST SPECIFY MOUNT***

Call 770-908-9439 or check website for Price

Attachment Size: 16" TOOTH BUCKET

5HD-18 (#IS1859-034-54)



Manufacturer: NM ATTACHMENTS
Machine Size: 10,000LBS-12,000LBS
Description: 18" HEAVY DUTY TOOTH BUCKET***MUST SPECIFY MOUNT***

Call 770-908-9439 or check website for Price

Attachment Size: 18" TOOTH BUCKET

5HD-24 (#IS1860-034-54)



Manufacturer: NM ATTACHMENTS
Machine Size: 10,000LBS-12,000LBS
Description: 24" HEAVY DUTY TOOTH BUCKET***MUST SPECIFY MOUNT***

Call 770-908-9439 or check website for Price

Attachment Size: 24" TOOTH BUCKET

5HD-30 (#IS1861-034-54)



Manufacturer: NM ATTACHMENTS
Machine Size: 10,000LBS-12,000LBS
Description: 30" HEAVY DUTY TOOTH BUCKET***MUST SPECIFY MOUNT***

Call 770-908-9439 or check website for Price

Attachment Size: 30" TOOTH BUCKET

5HD-36 (#IS1862-034-54)



Manufacturer: NM ATTACHMENTS
Machine Size: 10,000LBS-12,000LBS
Description: 36" HEAVY DUTY TOOTH BUCKET***MUST SPECIFY MOUNT***

Call 770-908-9439 or check website for Price

Attachment Size: 36" TOOTH BUCKET

6HD-12 (#IS1842-034-54)



Manufacturer: NM ATTACHMENTS
Machine Size: 12,000LBS-14000LBS
Description: 12" HEAVY DUTY TOOTH BUCKET***MUST SPECIFY MOUNT***

Call 770-908-9439 or check website for Price

Attachment Size: 12" TOOTH BUCKET

6HD-16 (#IS1843-034-54)



Manufacturer: NM ATTACHMENTS
Machine Size: 12,000LBS-14,000LBS
Description: 16" HEAVY DUTY TOOTH BUCKET***MUST SPECIFY MOUNT***

Call 770-908-9439 or check website for Price

Attachment Size: 16" TOOTH BUCKET

**Prices subject to change at anytime..call for most up-to-date pricing.

6HD-18 (#IS1844-034-54)**Manufacturer** NM ATTACHMENTS**Machine Size:** 12,000LBS-14,000LBS**Description:** 18" HEAVY DUTY TOOTH BUCKET***MUST SPECIFY MOUNT***

Call 770-908-9439 or check website for Price

Attachment Size: 18" TOOTH BUCKET**6HD-20 (#IS1845-034-54)****Manufacturer** NM ATTACHMENTS**Machine Size:** 12,000LBS-14,000LBS**Description:** 20" HEAVY DUTY TOOTH BUCKET***MUST SPECIFY MOUNT***

Call 770-908-9439 or check website for Price

Attachment Size: 20" TOOTH BUCKET**6HD-24 (#IS1846-034-54)****Manufacturer** NM ATTACHMENTS**Machine Size:** 12,000LBS-14000LBS**Description:** 24" HEAVY DUTY TOOTH BUCKET***MUST SPECIFY MOUNT***

Call 770-908-9439 or check website for Price

Attachment Size: 24" TOOTH BUCKET**6HD-30 (#IS1847-034-54)****Manufacturer** NM ATTACHMENTS**Machine Size:** 12,000LBS-14000LBS**Description:** 30" HEAVY DUTY TOOTH BUCKET***MUST SPECIFY MOUNT***

Call 770-908-9439 or check website for Price

Attachment Size: 30" TOOTH BUCKET**6HD-36 (#IS1848-034-54)****Manufacturer** NM ATTACHMENTS**Machine Size:** 12,000LBS-14000LBS**Description:** 36" HEAVY DUTY TOOTH BUCKET***MUST SPECIFY MOUNT***

Call 770-908-9439 or check website for Price

Attachment Size: 36" TOOTH BUCKET**EB1012/E42-45-50-55 (#IS4087-023-59)****Manufacturer** IS ATTACHMENTS**Machine Size:** 10000LBS-14000LBS**Description:** 13" TOOTH BUCKET***BOBCAT E42-E45-E50-E55

Call 770-908-9439 or check website for Price

Attachment Size: 12" TOOTH BUCKET**EB1012PO (#IS2765-023-59)****Manufacturer** IS ATTACHMENTS**Machine Size:** 10000LBS-14000LBS**Description:** 12" TOOTH BUCKET***MUST SPECIFY MOUNT***WITH PINS

Call 770-908-9439 or check website for Price

Attachment Size: 12" TOOTH BUCKET**EB1012QA (#IS4638-023-59)****Manufacturer** IS ATTACHMENTS**Machine Size:** 10000LBS-14000LBS**Description:** 12" TOOTH BUCKET***MUST SPECIFY MOUNT***QUICK ATTACH

Call 770-908-9439 or check website for Price

Attachment Size: 12" TOOTH BUCKET**EB1016/E42-45-50-55 (#IS4089-023-59)****Manufacturer** IS ATTACHMENTS**Machine Size:** 10000LBS-14000LBS**Description:** 16" TOOTH BUCKET***BOBCAT E42-E45-E50-E55

Call 770-908-9439 or check website for Price

Attachment Size: 16" TOOTH BUCKET**EB1016PO (#IS2766-023-59)****Manufacturer** IS ATTACHMENTS**Machine Size:** 10000LBS-14000LBS**Description:** 16" TOOTH BUCKET***MUST SPECIFY MOUNT***WITH PINS

Call 770-908-9439 or check website for Price

Attachment Size: 16" TOOTH BUCKET**EB1016QA (#IS4640-023-59)****Manufacturer** IS ATTACHMENTS**Machine Size:** 10000LBS-14000LBS**Description:** 16" TOOTH BUCKET***MUST SPECIFY MOUNT***QUICK ATTACH

Call 770-908-9439 or check website for Price

Attachment Size: 16" TOOTH BUCKET

EB1018/E42-45-50-55 (#IS4092-023-59)

Call 770-908-9439 or check website for Price



Manufacturer: IS ATTACHMENTS
Machine Size: 10000LBS-14000LBS
Description: 18" TOOTH BUCKET***BOBCAT E42-E45-E50-E55

Attachment Size: 18" TOOTH BUCKET

EB1018PO (#IS2767-023-59)

Call 770-908-9439 or check website for Price



Manufacturer: IS ATTACHMENTS
Machine Size: 10000LBS-14000LBS
Description: 18" TOOTH BUCKET***MUST SPECIFY MOUNT***WITH PINS

Attachment Size: 18" TOOTH BUCKET

EB1018QA (#IS4642-023-59)

Call 770-908-9439 or check website for Price



Manufacturer: IS ATTACHMENTS
Machine Size: 10000LBS-14000LBS
Description: 18" TOOTH BUCKET***MUST SPECIFY MOUNT***QUICK ATTACH

Attachment Size: 18" TOOTH BUCKET

EB1024E42-45-50-55 (#IS4091-023-59)

Call 770-908-9439 or check website for Price



Manufacturer: IS ATTACHMENTS
Machine Size: 10000LBS-14000LBS
Description: 24" TOOTH BUCKET***BOBCAT E42-E45-E50-E55

Attachment Size: 24" TOOTH BUCKET

EB1024PO (#IS2768-023-59)

Call 770-908-9439 or check website for Price



Manufacturer: IS ATTACHMENTS
Machine Size: 10000LBS-14000LBS
Description: 24" TOOTH BUCKET***MUST SPECIFY MOUNT***WITH PINS

Attachment Size: 24" TOOTH BUCKET

EB1024QA (#IS4644-023-59)

Call 770-908-9439 or check website for Price



Manufacturer: IS ATTACHMENTS
Machine Size: 10000LBS-14000LBS
Description: 24" TOOTH BUCKET***MUST SPECIFY MOUNT***QUICK ATTACH

Attachment Size: 24" TOOTH BUCKET

EB1030/E42-45-50-55 (#IS4090-023-59)

Call 770-908-9439 or check website for Price



Manufacturer: IS ATTACHMENTS
Machine Size: 10000LBS-14000LBS
Description: 30" TOOTH BUCKET***BOBCAT E42-E45-E50-E55

Attachment Size: 30" TOOTH BUCKET

EB1030PO (#IS2808-023-59)

Call 770-908-9439 or check website for Price



Manufacturer: IS ATTACHMENTS
Machine Size: 10000LBS-14000LBS
Description: 30" TOOTH BUCKET***MUST SPECIFY MOUNT***WITH PINS

Attachment Size: 30" TOOTH BUCKET

EB1030QA (#IS4645-023-59)

Call 770-908-9439 or check website for Price



Manufacturer: IS ATTACHMENTS
Machine Size: 10000LBS-14000LBS
Description: 30" TOOTH BUCKET***MUST SPECIFY MOUNT***QUICK ATTACH

Attachment Size: 30" TOOTH BUCKET

EB1036/E42-45-50-55 (#IS4088-023-59)

Call 770-908-9439 or check website for Price



Manufacturer: IS ATTACHMENTS
Machine Size: 10000LBS-14000LBS
Description: 36" TOOTH BUCKET***BOBCAT E42-E45-E50-E55

Attachment Size: 36" TOOTH BUCKET

EB1036PO (#IS2769-023-59)

Call 770-908-9439 or check website for Price



Manufacturer: IS ATTACHMENTS
Machine Size: 10000LBS-14000LBS
Description: 36" TOOTH BUCKET***MUST SPECIFY MOUNT***WITH PINS

Attachment Size: 36" TOOTH BUCKET

EB1036QA (#IS4646-023-59)**Manufacturer:** IS ATTACHMENTS**Machine Size:** 10000LBS-14000LBS**Description:** 36" TOOTH BUCKET***MUST SPECIFY MOUNT***QUICK ATTACH

Call 770-908-9439 or check website for Price

Attachment Size: 36" TOOTH BUCKET**BUCKET TOOTH EXCAVATOR 14000LBS-24000LBS****8HD-16 (#IS1849-034-54)****Manufacturer:** NM ATTACHMENTS**Machine Size:** 14,000LBS-24,000LBS**Description:** 16" HEAVY DUTY TOOTH BUCKET***MUST SPECIFY MOUNT***

Call 770-908-9439 or check website for Price

Attachment Size: 16" TOOTH BUCKET**8HD-18 (#IS1850-034-54)****Manufacturer:** NM ATTACHMENTS**Machine Size:** 14,000LBS-24,000LBS**Description:** 18" HEAVY DUTY TOOTH BUCKET***MUST SPECIFY MOUNT***

Call 770-908-9439 or check website for Price

Attachment Size: 18" TOOTH BUCKET**8HD-24 (#IS1851-034-54)****Manufacturer:** NM ATTACHMENTS**Machine Size:** 14,000LBS-24,000LBS**Description:** 24" HEAVY DUTY TOOTH BUCKET***MUST SPECIFY MOUNT***

Call 770-908-9439 or check website for Price

Attachment Size: 24" TOOTH BUCKET**8HD-30 (#IS1852-034-54)****Manufacturer:** NM ATTACHMENTS**Machine Size:** 14,000LBS-24,000LBS**Description:** 30" HEAVY DUTY TOOTH BUCKET***MUST SPECIFY MOUNT***

Call 770-908-9439 or check website for Price

Attachment Size: 30" TOOTH BUCKET**8HD-36 (#IS1853-034-54)****Manufacturer:** NM ATTACHMENTS**Machine Size:** 14,000LBS-24,000LBS**Description:** 36" HEAVY DUTY TOOTH BUCKET***MUST SPECIFY MOUNT***

Call 770-908-9439 or check website for Price

Attachment Size: 36" TOOTH BUCKET**EB1412/E85 (#IS4094-023-59)****Manufacturer:** IS ATTACHMENTS**Machine Size:** 14000LBS-18000LBS**Description:** 12" TOOTH BUCKET***BOBCAT E85

Call 770-908-9439 or check website for Price

Attachment Size: 12" TOOTH BUCKET**EB1412PO (#IS2770-023-59)****Manufacturer:** IS ATTACHMENTS**Machine Size:** 14000LBS-18000LBS**Description:** 12" TOOTH BUCKET***MUST SPECIFY MOUNT***WITH PINS

Call 770-908-9439 or check website for Price

Attachment Size: 12" TOOTH BUCKET**EB1412QA (#IS4648-023-59)****Manufacturer:** IS ATTACHMENTS**Machine Size:** 14000LBS-18000LBS**Description:** 12" TOOTH BUCKET*****MUST SPECIFY MOUNT***QUICK ATTACH

Call 770-908-9439 or check website for Price

Attachment Size: 12" TOOTH BUCKET**EB1416/E85 (#IS4097-023-59)****Manufacturer:** IS ATTACHMENTS**Machine Size:** 14000LBS-18000LBS**Description:** 16" TOOTH BUCKET***BOBCAT E85

Call 770-908-9439 or check website for Price

Attachment Size: 16" TOOTH BUCKET

EB1418/E85 (#IS4096-023-59)

Call 770-908-9439 or check website for Price



Manufacturer: IS ATTACHMENTS
Machine Size: 14000LBS-18000LBS
Description: 18" TOOTH BUCKET***BOBCAT E85

Attachment Size: 18" TOOTH BUCKET

EB1418PO (#IS2771-023-59)

Call 770-908-9439 or check website for Price



Manufacturer: IS ATTACHMENTS
Machine Size: 14000LBS-18000LBS
Description: 18" TOOTH BUCKET***MUST SPECIFY MOUNT***WITH PINS

Attachment Size: 18" TOOTH BUCKET

EB1418QA (#IS4649-023-59)

Call 770-908-9439 or check website for Price



Manufacturer: IS ATTACHMENTS
Machine Size: 14000LBS-18000LBS
Description: 18" TOOTH BUCKET***MUST SPECIFY MOUNT***QUICK ATTACH

Attachment Size: 18" TOOTH BUCKET

EB1424/E85 (#IS4095-023-59)

Call 770-908-9439 or check website for Price



Manufacturer: IS ATTACHMENTS
Machine Size: 14000LBS-18000LBS
Description: 24" TOOTH BUCKET***BOBCAT E85

Attachment Size: 24" TOOTH BUCKET

EB1424PO (#IS2772-023-59)

Call 770-908-9439 or check website for Price



Manufacturer: IS ATTACHMENTS
Machine Size: 14000LBS-18000LBS
Description: 24" TOOTH BUCKET***MUST SPECIFY MOUNT***WITH PINS

Attachment Size: 24" TOOTH BUCKET

EB1424QA (#IS4654-023-59)

Call 770-908-9439 or check website for Price



Manufacturer: IS ATTACHMENTS
Machine Size: 14000LBS-18000LBS
Description: 24" TOOTH BUCKET***MUST SPECIFY MOUNT***QUICK ATTACH

Attachment Size: 24" TOOTH BUCKET

EB1430/E85 (#IS4098-023-59)

Call 770-908-9439 or check website for Price



Manufacturer: IS ATTACHMENTS
Machine Size: 14000LBS-18000LBS
Description: 30" TOOTH BUCKET***BOBCAT E85

Attachment Size: 30" TOOTH BUCKET

EB1436/E85 (#IS4099-023-59)

Call 770-908-9439 or check website for Price



Manufacturer: IS ATTACHMENTS
Machine Size: 14000LBS-18000LBS
Description: 36" TOOTH BUCKET***BOBCAT E85

Attachment Size: 36" TOOTH BUCKET

EB1436PO (#IS2773-023-59)

Call 770-908-9439 or check website for Price



Manufacturer: IS ATTACHMENTS
Machine Size: 14000LBS-18000LBS
Description: 36" TOOTH BUCKET***MUST SPECIFY MOUNT***WITH PINS

Attachment Size: 36" TOOTH BUCKET

EB1436QA (#IS4655-023-59)

Call 770-908-9439 or check website for Price



Manufacturer: IS ATTACHMENTS
Machine Size: 14000LBS-18000LBS
Description: 36" TOOTH BUCKET***MUST SPECIFY MOUNT***WITH PINS

Attachment Size: 36" TOOTH BUCKET

BUCKET TOOTH EXCAVATOR 1500LBS-4000LBS

1.5HD-10 (#IS1887-034-54)

Call 770-908-9439 or check website for Price



Manufacturer: NM ATTACHMENTS
Machine Size: 1500LBS-3000LBS
Description: 10" HEAVY DUTY TOOTH BUCKET***MUST SPECIFY MOUNT***
Attachment Size: 10" TOOTH BUCKET

1.5HD-12 (#IS1888-034-54)

Call 770-908-9439 or check website for Price



Manufacturer: NM ATTACHMENTS
Machine Size: 1500LBS-3000LBS
Description: 12" HEAVY DUTY TOOTH BUCKET***MUST SPECIFY MOUNT***
Attachment Size: 12" TOOTH BUCKET

1.5HD-16 (#IS1889-034-54)

Call 770-908-9439 or check website for Price



Manufacturer: NM ATTACHMENTS
Machine Size: 1500LBS-3000LBS
Description: 16" HEAVY DUTY TOOTH BUCKET***MUST SPECIFY MOUNT***
Attachment Size: 16" TOOTH BUCKET

1.5HD-18 (#IS1890-034-54)

Call 770-908-9439 or check website for Price



Manufacturer: NM ATTACHMENTS
Machine Size: 1500LBS-3000LBS
Description: 18" HEAVY DUTY TOOTH BUCKET***MUST SPECIFY MOUNT***
Attachment Size: 18" TOOTH BUCKET

EB410PO (#IS2776-023-59)

Call 770-908-9439 or check website for Price



Manufacturer: IS ATTACHMENTS
Machine Size: 1500LBS-4000LBS
Description: 10" TOOTH BUCKET***MUST SPECIFY MOUNT***WITH PINS
Attachment Size: 10" TOOTH BUCKET

EB410QA (#IS4667-023-59)

Call 770-908-9439 or check website for Price



Manufacturer: IS ATTACHMENTS
Machine Size: 1500LBS-4000LBS
Description: 10" TOOTH BUCKET***MUST SPECIFY MOUNT***QUICK ATTACH
Attachment Size: 10" TOOTH BUCKET

EB412/E20 (#IS4068-023-59)

Call 770-908-9439 or check website for Price



Manufacturer: IS ATTACHMENTS
Machine Size: 1500LBS-4000LBS
Description: 12" TOOTH BUCKET***BOBCAT E20 PIN ON MOUNT
Attachment Size: 12" TOOTH BUCKET

EB412PO (#IS2777-023-59)

Call 770-908-9439 or check website for Price



Manufacturer: IS ATTACHMENTS
Machine Size: 1500LBS-4000LBS
Description: 12" TOOTH BUCKET***MUST SPECIFY MOUNT***WITH PINS
Attachment Size: 12" TOOTH BUCKET

EB412QA (#IS4668-023-59)


Call 770-908-9439 or check website for Price



Manufacturer: IS ATTACHMENTS
Machine Size: 1500LBS-4000LBS
Description: 12" TOOTH BUCKET***MUST SPECIFY MOUNT***QUICK ATTACH
Attachment Size: 12" TOOTH BUCKET

EB416/E20 (#IS4071-023-59)


Call 770-908-9439 or check website for Price



Manufacturer: IS ATTACHMENTS
Machine Size: 1500LBS-4000LBS
Description: 16" TOOTH BUCKET***BOBCAT E20 PIN ON MOUNT
Attachment Size: 16" TOOTH BUCKET

EB418/E20 (#IS4072-023-59)

Call 770-908-9439 or check website for Price




Manufacturer: IS ATTACHMENTS
Machine Size: 1500LBS-4000LBS
Description: 18" TOOTH BUCKET***BOBCAT E20 PIN ON MOUNT
Attachment Size: 18" TOOTH BUCKET

**Prices subject to change at anytime..call for most up-to-date pricing.

EB424/E20 (#IS4073-023-59)

Call 770-908-9439 or check website for Price




Manufacturer: IS ATTACHMENTS
Machine Size: 1500LBS-4000LBS
Description: 24" TOOTH BUCKET***BOBCAT E20 PIN ON MOUNT

Attachment Size: 24" TOOTH BUCKET

EB430/E20 (#IS4074-023-59)

Call 770-908-9439 or check website for Price




Manufacturer: IS ATTACHMENTS
Machine Size: 1500LBS-4000LBS
Description: 30" TOOTH BUCKET***BOBCAT E20 PIN ON MOUNT

Attachment Size: 30" TOOTH BUCKET

EB436/E20 (#IS4070-023-59)

Call 770-908-9439 or check website for Price



Manufacturer: IS ATTACHMENTS
Machine Size: 1500LBS-4000LBS
Description: 36" TOOTH BUCKET***BOBCAT E20 PIN ON MOUNT

Attachment Size: 36" TOOTH BUCKET

EB436PO (#IS2778-023-59)

Call 770-908-9439 or check website for Price




Manufacturer: IS ATTACHMENTS
Machine Size: 1500LBS-4000LBS
Description: 36" TOOTH BUCKET***MUST SPECIFY MOUNT***WITH PINS

Attachment Size: 36" TOOTH BUCKET

EB436QA (#IS4669-023-59)

Call 770-908-9439 or check website for Price




Manufacturer: IS ATTACHMENTS
Machine Size: 1500LBS-4000LBS
Description: 36" TOOTH BUCKET***MUST SPECIFY MOUNT***QUICK ATTACH

Attachment Size: 36" TOOTH BUCKET

EB48PO (#IS3728-023-59)

Call 770-908-9439 or check website for Price



Manufacturer: IS ATTACHMENTS
Machine Size: 1500LBS-4000LBS
Description: 8" TOOTH BUCKET***MUST SPECIFY MOUNT***WITH PINS

Attachment Size: 8" TOOTH BUCKET

BUCKET TOOTH EXCAVATOR 24000LBS-33000LBS

13HD-18 (#IS1875-034-54)

Call 770-908-9439 or check website for Price



Manufacturer: NM ATTACHMENTS
Machine Size: 24,000LBS-33,000LBS
Description: 18" HEAVY DUTY TOOTH BUCKET***MUST SPECIFY MOUNT***

Attachment Size: 18" TOOTH BUCKET

13HD-24 (#IS1876-034-54)

Call 770-908-9439 or check website for Price



Manufacturer: NM ATTACHMENTS
Machine Size: 24,000LBS-33,000LBS
Description: 24" HEAVY DUTY TOOTH BUCKET***MUST SPECIFY MOUNT***

Attachment Size: 24" TOOTH BUCKET

13HD-30 (#IS1877-034-54)

Call 770-908-9439 or check website for Price



Manufacturer: NM ATTACHMENTS
Machine Size: 24,000LBS-33,000LBS
Description: 30" HEAVY DUTY TOOTH BUCKET***MUST SPECIFY MOUNT***

Attachment Size: 30" TOOTH BUCKET

13HD-36 (#IS1878-034-54)

Call 770-908-9439 or check website for Price



Manufacturer: NM ATTACHMENTS
Machine Size: 24,000LBS-33,000LBS
Description: 36" HEAVY DUTY TOOTH BUCKET***MUST SPECIFY MOUNT***

Attachment Size: 36" TOOTH BUCKET

**Prices subject to change at anytime..call for most up-to-date pricing.

13HD-42 (#IS1879-034-54)


Call 770-908-9439 or check website for Price

**Manufacturer:** NM ATTACHMENTS**Machine Size:** 24,000LBS-33,000LBS**Description:** 42" HEAVY DUTY TOOTH BUCKET***MUST SPECIFY MOUNT*****Attachment Size:** 42" TOOTH BUCKET**13HD-42 (Copy) (#IS4045-034-54)**


Call 770-908-9439 or check website for Price

**Manufacturer:** NM ATTACHMENTS**Machine Size:** 24,000LBS-33,000LBS**Description:** 42" HEAVY DUTY TOOTH BUCKET***MUST SPECIFY MOUNT*****Attachment Size:** 42" TOOTH BUCKET**EB2424PO (#IS2775-023-59)**


Call 770-908-9439 or check website for Price

**Manufacturer:** IS ATTACHMENTS**Machine Size:** 24000LBS-33000LBS**Description:** 24" TOOTH BUCKET***MUST SPECIFY MOUNT***WITH PINS**Attachment Size:** 24" TOOTH BUCKET**EB2424QA (#IS4656-023-59)**

Call 770-908-9439 or check website for Price

**Manufacturer:** IS ATTACHMENTS**Machine Size:** 24000LBS-33000LBS**Description:** 24" TOOTH BUCKET***MUST SPECIFY MOUNT***QUICK ATTACH**Attachment Size:** 24" TOOTH BUCKET**EB2436PO (#IS2774-023-59)**

Call 770-908-9439 or check website for Price

**Manufacturer:** IS ATTACHMENTS**Machine Size:** 24000LBS-33000LBS**Description:** 36" TOOTH BUCKET***MUST SPECIFY MOUNT***WITH PINS**Attachment Size:** 36" TOOTH BUCKET**EB2436QA (#IS4657-023-59)**

Call 770-908-9439 or check website for Price

**Manufacturer:** IS ATTACHMENTS**Machine Size:** 24000LBS-33000LBS**Description:** 36" TOOTH BUCKET***MUST SPECIFY MOUNT***QUICK ATTACH**Attachment Size:** 36" TOOTH BUCKET**EB2442PO (#IS2809-023-59)**

Call 770-908-9439 or check website for Price

**Manufacturer:** IS ATTACHMENTS**Machine Size:** 24000LBS-33000LBS**Description:** 42" TOOTH BUCKET***MUST SPECIFY MOUNT***WITH PINS**Attachment Size:** 42" TOOTH BUCKET**EB2442QA (#IS4659-023-59)**


Call 770-908-9439 or check website for Price

**Manufacturer:** IS ATTACHMENTS**Machine Size:** 24000LBS-33000LBS**Description:** 42" TOOTH BUCKET***MUST SPECIFY MOUNT***QUICK ATTACH**Attachment Size:** 42" TOOTH BUCKET**EB2448PO (#IS2810-023-59)**

Call 770-908-9439 or check website for Price

**Manufacturer:** IS ATTACHMENTS**Machine Size:** 24000LBS-33000LBS**Description:** 48" TOOTH BUCKET***MUST SPECIFY MOUNT***WITH PINS**Attachment Size:** 48" TOOTH BUCKET**EB2448QA (#IS4660-023-59)**

Call 770-908-9439 or check website for Price

**Manufacturer:** IS ATTACHMENTS**Machine Size:** 24000LBS-33000LBS**Description:** 48" TOOTH BUCKET***MUST SPECIFY MOUNT***QUICK ATTACH**Attachment Size:** 48" TOOTH BUCKET**BUCKET TOOTH EXCAVATOR 3000LBS-6000LBS**

2HD-10 (#IS2111-034-54)

Call 770-908-9439 or check website for Price



Manufacturer: NM ATTACHMENTS
Machine Size: 3,000LBS-6,000LBS
Description: 10" HEAVY DUTY TOOTH BUCKET***MUST SPECIFY MOUNT***
Attachment Size: 10" TOOTH BUCKET

2HD-12 (#IS2112-034-54)

Call 770-908-9439 or check website for Price



Manufacturer: NM ATTACHMENTS
Machine Size: 3,000LBS-6,000LBS
Description: 12" HEAVY DUTY TOOTH BUCKET***MUST SPECIFY MOUNT***
Attachment Size: 12" TOOTH BUCKET

2HD-16 (#IS2113-034-54)

Call 770-908-9439 or check website for Price



Manufacturer: NM ATTACHMENTS
Machine Size: 3,000LBS-6,000LBS
Description: 16" HEAVY DUTY TOOTH BUCKET***MUST SPECIFY MOUNT***
Attachment Size: 16" TOOTH BUCKET

2HD-18 (#IS2114-034-54)

Call 770-908-9439 or check website for Price



Manufacturer: NM ATTACHMENTS
Machine Size: 3,000LBS-6,000LBS
Description: 18" HEAVY DUTY TOOTH BUCKET***MUST SPECIFY MOUNT***
Attachment Size: 18" TOOTH BUCKET

2HD-20 (#IS2115-034-54)

Call 770-908-9439 or check website for Price



Manufacturer: NM ATTACHMENTS
Machine Size: 3,000LBS-6,000LBS
Description: 20" HEAVY DUTY TOOTH BUCKET***MUST SPECIFY MOUNT***
Attachment Size: 20" TOOTH BUCKET

2HD-24 (#IS2117-034-54)

Call 770-908-9439 or check website for Price



Manufacturer: NM ATTACHMENTS
Machine Size: 3,000LBS-6,000LBS
Description: 24" HEAVY DUTY TOOTH BUCKET***MUST SPECIFY MOUNT***
Attachment Size: 24" TOOTH BUCKET

2HD-30 (#IS2118-034-54)

Call 770-908-9439 or check website for Price



Manufacturer: NM ATTACHMENTS
Machine Size: 3,000LBS-6,000LBS
Description: 30" HEAVY DUTY TOOTH BUCKET***MUST SPECIFY MOUNT***
Attachment Size: 30" TOOTH BUCKET

EB512PO (#IS2779-023-59)

Call 770-908-9439 or check website for Price



Manufacturer: IS ATTACHMENTS
Machine Size: 4000LBS-5000LBS
Description: 12" TOOTH BUCKET***MUST SPECIFY MOUNT***WITH PINS
Attachment Size: 12" TOOTH BUCKET

EB513/E26 (#IS4075-023-59)


Call 770-908-9439 or check website for Price



Manufacturer: IS ATTACHMENTS
Machine Size: 4000LBS-5000LBS
Description: 13" TOOTH BUCKET***BOBCAT E26
Attachment Size: 13" TOOTH BUCKET

EB516/E26 (#IS4078-023-59)


Call 770-908-9439 or check website for Price



Manufacturer: IS ATTACHMENTS
Machine Size: 4000LBS-5000LBS
Description: 16" TOOTH BUCKET***BOBCAT E26
Attachment Size: 16" TOOTH BUCKET

EB516PO (#IS2780-023-59)


Call 770-908-9439 or check website for Price



Manufacturer: IS ATTACHMENTS
Machine Size: 4000LBS-5000LBS
Description: 16" TOOTH BUCKET***MUST SPECIFY MOUNT***WITH PINS
Attachment Size: 16" TOOTH BUCKET

**Prices subject to change at anytime..call for most up-to-date pricing.

EB518/E26 (#IS4077-023-59)




Manufacturer: IS ATTACHMENTS
Machine Size: 4000LBS-5000LBS
Description: 18" TOOTH BUCKET***BOBCAT E26

Call 770-908-9439 or check website for Price

Attachment Size: 18" TOOTH BUCKET

EB518PO (#IS2781-023-59)




Manufacturer: IS ATTACHMENTS
Machine Size: 4000LBS-5000LBS
Description: 18" TOOTH BUCKET***MUST SPECIFY MOUNT***WITH PINS

Call 770-908-9439 or check website for Price

Attachment Size: 18" TOOTH BUCKET

EB524/E26 (#IS4076-023-59)



Manufacturer: IS ATTACHMENTS
Machine Size: 4000LBS-5000LBS
Description: 24" TOOTH BUCKET***BOBCAT E26

Call 770-908-9439 or check website for Price

Attachment Size: 24" TOOTH BUCKET

EB530/E26 (#IS4079-023-59)



Manufacturer: IS ATTACHMENTS
Machine Size: 4000LBS-5000LBS
Description: 30" TOOTH BUCKET***BOBCAT E26

Call 770-908-9439 or check website for Price

Attachment Size: 30" TOOTH BUCKET

EB536/E26 (#IS4080-023-59)



Manufacturer: IS ATTACHMENTS
Machine Size: 4000LBS-5000LBS
Description: 36" TOOTH BUCKET***BOBCAT E26

Call 770-908-9439 or check website for Price

Attachment Size: 36" TOOTH BUCKET

BUCKET TOOTH EXCAVATOR 33000LBS-45000LBS

15HD-20 (#IS1881-034-54)



Manufacturer: NM ATTACHMENTS
Machine Size: 33,000LBS-45,000LBS
Description: 20" HEAVY DUTY TOOTH BUCKET***MUST SPECIFY MOUNT***

Call 770-908-9439 or check website for Price

Attachment Size: 20" TOOTH BUCKET

15HD-24 (#IS1882-034-54)



Manufacturer: NM ATTACHMENTS
Machine Size: 33,000LBS-45,000LBS
Description: 24" HEAVY DUTY TOOTH BUCKET***MUST SPECIFY MOUNT***

Call 770-908-9439 or check website for Price

Attachment Size: 24" TOOTH BUCKET

15HD-30 (#IS1883-034-54)



Manufacturer: NM ATTACHMENTS
Machine Size: 33,000LBS-45,000LBS
Description: 30" HEAVY DUTY TOOTH BUCKET***MUST SPECIFY MOUNT***

Call 770-908-9439 or check website for Price

Attachment Size: 30" TOOTH BUCKET

15HD-36 (#IS1884-034-54)



Manufacturer: NM ATTACHMENTS
Machine Size: 33,000LBS-45,000LBS
Description: 36" HEAVY DUTY TOOTH BUCKET***MUST SPECIFY MOUNT***

Call 770-908-9439 or check website for Price

Attachment Size: 36" TOOTH BUCKET

15HD-42 (#IS1885-034-54)



Manufacturer: NM ATTACHMENTS
Machine Size: 33,000LBS-45,000LBS
Description: 42" HEAVY DUTY TOOTH BUCKET***MUST SPECIFY MOUNT***

Call 770-908-9439 or check website for Price

Attachment Size: 42" TOOTH BUCKET

**Prices subject to change at anytime..call for most up-to-date pricing.

15HD-48 (#IS1886-034-54)

Call 770-908-9439 or check website for Price




Manufacturer: NM ATTACHMENTS
Machine Size: 33,000LBS-45,000LBS
Description: 48" HEAVY DUTY TOOTH BUCKET***MUST SPECIFY MOUNT***

Attachment Size: 48" TOOTH BUCKET

EB3324 (#IS3790-023-59)

Call 770-908-9439 or check website for Price




Manufacturer: IS ATTACHMENTS
Machine Size: 33000LBS-40000LBS
Description: 24" TOOTH BUCKET***MUST SPECIFY MOUNT***WITH PINS

Attachment Size: 24" TOOTH BUCKET

EB3330 (#IS3794-023-59)

Call 770-908-9439 or check website for Price



Manufacturer: IS ATTACHMENTS
Machine Size: 33000LBS-40000LBS
Description: 30" TOOTH BUCKET***MUST SPECIFY MOUNT***WITH PINS

Attachment Size: 30" TOOTH BUCKET

EB3336 (#IS3791-023-59)

Call 770-908-9439 or check website for Price




Manufacturer: IS ATTACHMENTS
Machine Size: 33000LBS-40000LBS
Description: 36" TOOTH BUCKET***MUST SPECIFY MOUNT***WITH PINS

Attachment Size: 36" TOOTH BUCKET

EB3342 (#IS3792-023-59)

Call 770-908-9439 or check website for Price




Manufacturer: IS ATTACHMENTS
Machine Size: 33000LBS-40000LBS
Description: 42" TOOTH BUCKET***MUST SPECIFY MOUNT***WITH PINS

Attachment Size: 42" TOOTH BUCKET

EB3348 (#IS3793-023-59)

Call 770-908-9439 or check website for Price



Manufacturer: IS ATTACHMENTS
Machine Size: 33000LBS-40000LBS
Description: 48" TOOTH BUCKET***MUST SPECIFY MOUNT***WITH PINS

Attachment Size: 48" TOOTH BUCKET

BUCKET TOOTH EXCAVATOR 45000LBS-55000LBS

20HD-24 (#IS2152-034-54)

Call 770-908-9439 or check website for Price



Manufacturer: NM ATTACHMENTS
Machine Size: 45000LBS-55000LBS
Description: 24" HEAVY DUTY TOOTH BUCKET***MUST SPECIFY MOUNT***

Attachment Size: 24" TOOTH BUCKET

20HD-30 (#IS2153-034-54)

Call 770-908-9439 or check website for Price



Manufacturer: NM ATTACHMENTS
Machine Size: 45000LBS-55000LBS
Description: 30" HEAVY DUTY TOOTH BUCKET***MUST SPECIFY MOUNT***

Attachment Size: 30" TOOTH BUCKET

20HD-36 (#IS2154-034-54)

Call 770-908-9439 or check website for Price



Manufacturer: NM ATTACHMENTS
Machine Size: 45000LBS-55000LBS
Description: 36" HEAVY DUTY TOOTH BUCKET***MUST SPECIFY MOUNT***

Attachment Size: 36" TOOTH BUCKET

20HD-42 (#IS2155-034-54)

Call 770-908-9439 or check website for Price



Manufacturer: NM ATTACHMENTS
Machine Size: 45000LBS-55000LBS
Description: 42" HEAVY DUTY TOOTH BUCKET***MUST SPECIFY MOUNT***

Attachment Size: 42" TOOTH BUCKET

**Prices subject to change at anytime..call for most up-to-date pricing.

20HD-48 (#IS2156-034-54)


Call 770-908-9439 or check website for Price



Manufacturer: NM ATTACHMENTS
Machine Size: 45000LBS-55000LBS
Description: 48" HEAVY DUTY TOOTH BUCKET***MUST SPECIFY MOUNT***
Attachment Size: 48" TOOTH BUCKET

EB4024 (#IS3796-023-59)


Call 770-908-9439 or check website for Price



Manufacturer: IS ATTACHMENTS
Machine Size: 40000LBS-50000LBS
Description: 24" TOOTH BUCKET***MUST SPECIFY MOUNT***WITH PINS
Attachment Size: 24" TOOTH BUCKET

EB4030 (#IS3795-023-59)

Call 770-908-9439 or check website for Price



Manufacturer: IS ATTACHMENTS
Machine Size: 40000LBS-50000LBS
Description: 30" TOOTH BUCKET***MUST SPECIFY MOUNT***WITH PINS
Attachment Size: 30" TOOTH BUCKET

EB4036 (#IS3746-023-59)


Call 770-908-9439 or check website for Price



Manufacturer: IS ATTACHMENTS
Machine Size: 40000LBS-50000LBS
Description: 36" TOOTH BUCKET***MUST SPECIFY MOUNT***WITH PINS
Attachment Size: 36" TOOTH BUCKET

EB4042 (#IS3797-023-59)


Call 770-908-9439 or check website for Price



Manufacturer: IS ATTACHMENTS
Machine Size: 40000LBS-50000LBS
Description: 42" TOOTH BUCKET***MUST SPECIFY MOUNT***WITH PINS
Attachment Size: 42" TOOTH BUCKET

EB4048 (#IS3798-023-59)

Call 770-908-9439 or check website for Price



Manufacturer: IS ATTACHMENTS
Machine Size: 40000LBS-50000LBS
Description: 48" TOOTH BUCKET***MUST SPECIFY MOUNT***WITH PINS
Attachment Size: 48" TOOTH BUCKET

EB5036 (#IS3747-023-59)

Call 770-908-9439 or check website for Price



Manufacturer: IS ATTACHMENTS
Machine Size: 50000LBS-65000LBS
Description: 36" TOOTH BUCKET***MUST SPECIFY MOUNT***WITH PINS
Attachment Size: 36" TOOTH BUCKET

BUCKET TOOTH EXCAVATOR 55000LBS-60000LBS

25HD-30 (#IS3774-034-54)

Call 770-908-9439 or check website for Price



Manufacturer: NM ATTACHMENTS
Machine Size: 45000LBS-55000LBS
Description: 30" HEAVY DUTY TOOTH BUCKET***MUST SPECIFY MOUNT***
Attachment Size: 30" TOOTH BUCKET

25HD-36 (#IS3770-034-54)

Call 770-908-9439 or check website for Price



Manufacturer: NM ATTACHMENTS
Machine Size: 45000LBS-55000LBS
Description: 36" HEAVY DUTY TOOTH BUCKET***MUST SPECIFY MOUNT***
Attachment Size: 36" TOOTH BUCKET

25HD-42 (#IS3771-034-54)

Call 770-908-9439 or check website for Price



Manufacturer: NM ATTACHMENTS
Machine Size: 45000LBS-55000LBS
Description: 42" HEAVY DUTY TOOTH BUCKET***MUST SPECIFY MOUNT***
Attachment Size: 42" TOOTH BUCKET

25HD-48 (#IS3772-034-54)**Manufacturer:** NM ATTACHMENTS**Machine Size:** 4500LBS-55000LBS**Description:** 48" HEAVY DUTY TOOTH BUCKET***MUST SPECIFY MOUNT*****Call 770-908-9439 or check website for Price****Attachment Size:** 48" TOOTH BUCKET**25HD-54 (#IS3773-034-54)****Manufacturer:** NM ATTACHMENTS**Machine Size:** 4500LBS-55000LBS**Description:** 54" HEAVY DUTY TOOTH BUCKET***MUST SPECIFY MOUNT*****Call 770-908-9439 or check website for Price****Attachment Size:** 54" TOOTH BUCKET**BUCKET TOOTH EXCAVATOR 6000LBS-10000LBS****3HD-12 (#IS1870-034-54)****Manufacturer:** NM ATTACHMENTS**Machine Size:** 6,000LBS-10,000LBS**Description:** 12" HEAVY DUTY TOOTH BUCKET***MUST SPECIFY MOUNT*****Call 770-908-9439 or check website for Price****Attachment Size:** 12" TOOTH BUCKET**3HD-16 (#IS1871-034-54)****Manufacturer:** NM ATTACHMENTS**Machine Size:** 6,000LBS-10,000LBS**Description:** 16" HEAVY DUTY TOOTH BUCKET***MUST SPECIFY MOUNT*****Call 770-908-9439 or check website for Price****Attachment Size:** 16" TOOTH BUCKET**3HD-18 (#IS1872-034-54)****Manufacturer:** NM ATTACHMENTS**Machine Size:** 6,000LBS-10,000LBS**Description:** 18" HEAVY DUTY TOOTH BUCKET***MUST SPECIFY MOUNT*****Call 770-908-9439 or check website for Price****Attachment Size:** 18" TOOTH BUCKET**3HD-24 (#IS1873-034-54)****Manufacturer:** NM ATTACHMENTS**Machine Size:** 6,000LBS-10,000LBS**Description:** 24" HEAVY DUTY TOOTH BUCKET***MUST SPECIFY MOUNT*****Call 770-908-9439 or check website for Price****Attachment Size:** 24" TOOTH BUCKET**3HD-30 (#IS1874-034-54)****Manufacturer:** NM ATTACHMENTS**Machine Size:** 6,000LBS-10,000LBS**Description:** 30" HEAVY DUTY TOOTH BUCKET***MUST SPECIFY MOUNT*****Call 770-908-9439 or check website for Price****Attachment Size:** 30" TOOTH BUCKET**EB612PO (#IS2783-023-59)****Manufacturer:** IS ATTACHMENTS**Machine Size:** 6000LBS-9000LBS**Description:** 12" TOOTH BUCKET***MUST SPECIFY MOUNT***WITH PINS**Call 770-908-9439 or check website for Price****Attachment Size:** 12" TOOTH BUCKET**EB613/E32-E35 (#IS4085-023-59)****Manufacturer:** IS ATTACHMENTS**Machine Size:** 6000LBS-9000LBS**Description:** 13" TOOTH BUCKET***BOBCAT E32-E35**Call 770-908-9439 or check website for Price****Attachment Size:** 13" TOOTH BUCKET**EB616/E32-E35 (#IS4084-023-59)****Manufacturer:** IS ATTACHMENTS**Machine Size:** 6000LBS-9000LBS**Description:** 16" TOOTH BUCKET***BOBCAT E32-E35**Call 770-908-9439 or check website for Price****Attachment Size:** 16" TOOTH BUCKET

EB616PO (#IS2784-023-59)

Call 770-908-9439 or check website for Price



Manufacturer: IS ATTACHMENTS
Machine Size: 6000LBS-9000LBS
Description: 16" TOOTH BUCKET***MUST SPECIFY MOUNT***WITH PINS

Attachment Size: 16" TOOTH BUCKET

EB618/E32-E35 (#IS4086-023-59)

Call 770-908-9439 or check website for Price



Manufacturer: IS ATTACHMENTS
Machine Size: 6000LBS-9000LBS
Description: 18" TOOTH BUCKET***BOBCAT E32-E35

Attachment Size: 18" TOOTH BUCKET

EB618PO (#IS2785-023-59)

Call 770-908-9439 or check website for Price



Manufacturer: IS ATTACHMENTS
Machine Size: 6000LBS-9000LBS
Description: 18" TOOTH BUCKET***MUST SPECIFY MOUNT***WITH PINS

Attachment Size: 18" TOOTH BUCKET

EB624/E32-E35 (#IS4083-023-59)

Call 770-908-9439 or check website for Price



Manufacturer: IS ATTACHMENTS
Machine Size: 6000LBS-9000LBS
Description: 24" TOOTH BUCKET***BOBCAT E32-E35

Attachment Size: 24" TOOTH BUCKET

EB624PO (#IS2786-023-59)

Call 770-908-9439 or check website for Price



Manufacturer: IS ATTACHMENTS
Machine Size: 6000LBS-9000LBS
Description: 24" TOOTH BUCKET***MUST SPECIFY MOUNT***WITH PINS

Attachment Size: 24" TOOTH BUCKET

EB630/E32-E35 (#IS4082-023-59)

Call 770-908-9439 or check website for Price



Manufacturer: IS ATTACHMENTS
Machine Size: 6000LBS-9000LBS
Description: 30" TOOTH BUCKET***BOBCAT E32-E35

Attachment Size: 30" TOOTH BUCKET

EB630PO (#IS3735-023-59)

Call 770-908-9439 or check website for Price



Manufacturer: IS ATTACHMENTS
Machine Size: 6000LBS-9000LBS
Description: 30" TOOTH BUCKET***MUST SPECIFY MOUNT***WITH PINS

Attachment Size: 30" TOOTH BUCKET

EB636/E32-E35 (#IS4081-023-59)

Call 770-908-9439 or check website for Price



Manufacturer: IS ATTACHMENTS
Machine Size: 6000LBS-9000LBS
Description: 36" TOOTH BUCKET***BOBCAT E32-E35

Attachment Size: 36" TOOTH BUCKET

EB636PO (#IS3734-023-59)

Call 770-908-9439 or check website for Price



Manufacturer: IS ATTACHMENTS
Machine Size: 6000LBS-9000LBS
Description: 36" TOOTH BUCKET***MUST SPECIFY MOUNT***WITH PINS

Attachment Size: 36" TOOTH BUCKET

BUCKET TOOTH EXCAVATOR 65000LBS-80000LBS

30HD-36 (#IS3775-034-54)

Call 770-908-9439 or check website for Price



Manufacturer: NM ATTACHMENTS
Machine Size: 45000LBS-55000LBS
Description: 36" HEAVY DUTY TOOTH BUCKET***MUST SPECIFY MOUNT***

Attachment Size: 36" TOOTH BUCKET

30HD-42 (#IS3776-034-54)

Call 770-908-9439 or check website for Price



Manufacturer: NM ATTACHMENTS
Machine Size: 45000LBS-55000LBS
Description: 42" HEAVY DUTY TOOTH BUCKET***MUST SPECIFY MOUNT***

Attachment Size: 42" TOOTH BUCKET

30HD-48 (#IS3777-034-54)

Call 770-908-9439 or check website for Price



Manufacturer: NM ATTACHMENTS
Machine Size: 45000LBS-55000LBS
Description: 48" HEAVY DUTY TOOTH BUCKET***MUST SPECIFY MOUNT***

Attachment Size: 48" TOOTH BUCKET

30HD-54 (#IS3778-034-54)

Call 770-908-9439 or check website for Price



Manufacturer: NM ATTACHMENTS
Machine Size: 45000LBS-55000LBS
Description: 54" HEAVY DUTY TOOTH BUCKET***MUST SPECIFY MOUNT***

Attachment Size: 54" TOOTH BUCKET

30HD-60 (#IS3779-034-54)

Call 770-908-9439 or check website for Price




Manufacturer: NM ATTACHMENTS
Machine Size: 45000LBS-55000LBS
Description: 60" HEAVY DUTY TOOTH BUCKET***MUST SPECIFY MOUNT***

Attachment Size: 60" TOOTH BUCKET

EB10054 (#IS3810-023-59)

Call 770-908-9439 or check website for Price




Manufacturer: IS ATTACHMENTS
Machine Size: 100000LBS-120000LBS
Description: 54" TOOTH BUCKET***MUST SPECIFY MOUNT***WITH PINS

Attachment Size: 54" TOOTH BUCKET

EB10060 (#IS3811-023-59)

Call 770-908-9439 or check website for Price



Manufacturer: IS ATTACHMENTS
Machine Size: 100000LBS-120000LBS
Description: 60" TOOTH BUCKET***MUST SPECIFY MOUNT***WITH PINS

Attachment Size: 60" TOOTH BUCKET

EB6524 (#IS3377-023-59)

Call 770-908-9439 or check website for Price



Manufacturer: IS ATTACHMENTS
Machine Size: 65000LBS-80000LBS
Description: 24" TOOTH BUCKET***MUST SPECIFY MOUNT***WITH PINS

Attachment Size: 24" TOOTH BUCKET

EB6530 (#IS3799-023-59)

Call 770-908-9439 or check website for Price



Manufacturer: IS ATTACHMENTS
Machine Size: 65000LBS-80000LBS
Description: 30" TOOTH BUCKET***MUST SPECIFY MOUNT***WITH PINS

Attachment Size: 30" TOOTH BUCKET

EB6536 (#IS3800-023-59)

Call 770-908-9439 or check website for Price




Manufacturer: IS ATTACHMENTS
Machine Size: 65000LBS-80000LBS
Description: 36" TOOTH BUCKET***MUST SPECIFY MOUNT***WITH PINS

Attachment Size: 36" TOOTH BUCKET

EB6542 (#IS3801-023-59)

Call 770-908-9439 or check website for Price




Manufacturer: IS ATTACHMENTS
Machine Size: 65000LBS-80000LBS
Description: 42" TOOTH BUCKET***MUST SPECIFY MOUNT***WITH PINS

Attachment Size: 42" TOOTH BUCKET

EB6548 (#IS3802-023-59)

Call 770-908-9439 or check website for Price




Manufacturer: IS ATTACHMENTS
Machine Size: 65000LBS-80000LBS
Description: 48" TOOTH BUCKET***MUST SPECIFY MOUNT***WITH PINS

Attachment Size: 48" TOOTH BUCKET

**Prices subject to change at anytime..call for most up-to-date pricing.

EB6554 (#IS3803-023-59)


Call 770-908-9439 or check website for Price



Manufacturer: IS ATTACHMENTS
Machine Size: 65000LBS-80000LBS
Description: 54" TOOTH BUCKET***MUST SPECIFY MOUNT***WITH PINS
Attachment Size: 54" TOOTH BUCKET

EB6560 (#IS3804-023-59)


Call 770-908-9439 or check website for Price



Manufacturer: IS ATTACHMENTS
Machine Size: 65000LBS-80000LBS
Description: 60" TOOTH BUCKET***MUST SPECIFY MOUNT***WITH PINS
Attachment Size: 60" TOOTH BUCKET

EB8036 (#IS3805-023-59)

Call 770-908-9439 or check website for Price



Manufacturer: IS ATTACHMENTS
Machine Size: 80000LBS-100000LBS
Description: 36" TOOTH BUCKET***MUST SPECIFY MOUNT***WITH PINS
Attachment Size: 36" TOOTH BUCKET

EB8042 (#IS3806-023-59)

Call 770-908-9439 or check website for Price



Manufacturer: IS ATTACHMENTS
Machine Size: 80000LBS-100000LBS
Description: 42" TOOTH BUCKET***MUST SPECIFY MOUNT***WITH PINS
Attachment Size: 42" TOOTH BUCKET

EB8048 (#IS3807-023-59)

Call 770-908-9439 or check website for Price



Manufacturer: IS ATTACHMENTS
Machine Size: 80000LBS-100000LBS
Description: 48" TOOTH BUCKET***MUST SPECIFY MOUNT***WITH PINS
Attachment Size: 48" TOOTH BUCKET

EB8054 (#IS3808-023-59)

Call 770-908-9439 or check website for Price



Manufacturer: IS ATTACHMENTS
Machine Size: 80000LBS-100000LBS
Description: 54" TOOTH BUCKET***MUST SPECIFY MOUNT***WITH PINS
Attachment Size: 54" TOOTH BUCKET

EB8060 (#IS3809-023-59)

Call 770-908-9439 or check website for Price



Manufacturer: IS ATTACHMENTS
Machine Size: 80000LBS-100000LBS
Description: 60" TOOTH BUCKET***MUST SPECIFY MOUNT***WITH PINS
Attachment Size: 60" TOOTH BUCKET

BUCKET TOOTH EXCAVATOR JOHN DEERE 26G/35G WEDGE & HITACHI 26U/30U/35U WEDGE

1EXBJD3512WT (#IS4255-000-69)

Call 770-908-9439 or check website for Price



Manufacturer: CONSTRUCTION ATTACHMENTS
Machine Size: JD 26G/35G WEDGE & HITACHI 26U/30U/35U WEDGE
Description: EXCAVATOR BUCKET JOHN DEERE AND HITACHI (wedge only coupler)***NO BOE***18 Month Factory Warranty
WEIGHT: 176 LBS
Attachment Size: 12"TOOTH BUCKET

1EXBJD3516WT (#IS4313-000-69)

Call 770-908-9439 or check website for Price



Manufacturer: CONSTRUCTION ATTACHMENTS
Machine Size: JD 26G/35G WEDGE & HITACHI 26U/30U/35U WEDGE
Description: EXCAVATOR BUCKET JOHN DEERE AND HITACHI (wedge only coupler)***NO BOE***18 Month Factory Warranty
WEIGHT: 224 LBS
Attachment Size: 16"TOOTH BUCKET

1EXBJD3518WT (#IS4314-000-69)

Call 770-908-9439 or check website for Price



Manufacturer: CONSTRUCTION ATTACHMENTS
Machine Size: JD 26G/35G WEDGE & HITACHI 26U/30U/35U WEDGE
Description: EXCAVATOR BUCKET JOHN DEERE AND HITACHI (wedge only coupler)***NO BOE***18 Month Factory Warranty
WEIGHT: 236 LBS
Attachment Size: 18"TOOTH BUCKET

**Prices subject to change at anytime..call for most up-to-date pricing.

1EXBJD3524WT (#IS4315-000-69)



Manufacturer: CONSTRUCTION ATTACHMENTS
Machine Size: JD 26G/35G WEDGE & HITACHI 26U/30U/35U WEDGE
Description: EXCAVATOR BUCKET JOHN DEERE AND HITACHI (wedge only coupler)***NO BOE***18 Month Factory Warranty

Call 770-908-9439 or check website for Price
WEIGHT: 284 LBS
Attachment Size: 24"TOOTH BUCKET

1EXBJD3530WT (#IS4316-000-69)



Manufacturer: CONSTRUCTION ATTACHMENTS
Machine Size: JD 26G/35G WEDGE & HITACHI 26U/30U/35U WEDGE
Description: EXCAVATOR BUCKET JOHN DEERE AND HITACHI (wedge only coupler)***NO BOE***18 Month Factory Warranty

Call 770-908-9439 or check website for Price
WEIGHT: 327 LBS
Attachment Size: 30"TOOTH BUCKET

1EXBJD3536WT (#IS4317-000-69)



Manufacturer: CONSTRUCTION ATTACHMENTS
Machine Size: JD 26G/35G WEDGE & HITACHI 26U/30U/35U WEDGE
Description: EXCAVATOR BUCKET JOHN DEERE AND HITACHI (wedge only coupler)***NO BOE***18 Month Factory Warranty

Call 770-908-9439 or check website for Price
WEIGHT: 380 LBS
Attachment Size: 36"TOOTH BUCKET

BUCKET TOOTH EXCAVATOR JOHN DEERE 50G/60G WEDGE & HITACHI 50U/60U WEDGE

1EXBJD5012WT (#IS4324-000-69)



Manufacturer: CONSTRUCTION ATTACHMENTS
Machine Size: JD 50G/60G WEDGE & HITACHI 50U/60U WEDGE
Description: EXCAVATOR BUCKET JOHN DEERE AND HITACHI (wedge only coupler)***NO BOE***18 Month Factory Warranty

Call 770-908-9439 or check website for Price
WEIGHT: 208 LBS
Attachment Size: 12"TOOTH BUCKET

1EXBJD5016WT (#IS4325-000-69)



Manufacturer: CONSTRUCTION ATTACHMENTS
Machine Size: JD 50G/60G WEDGE & HITACHI 50U/60U WEDGE
Description: EXCAVATOR BUCKET JOHN DEERE AND HITACHI (wedge only coupler)***NO BOE***18 Month Factory Warranty

Call 770-908-9439 or check website for Price
WEIGHT: 264 LBS
Attachment Size: 16"TOOTH BUCKET

1EXBJD5018WT (#IS4326-000-69)



Manufacturer: CONSTRUCTION ATTACHMENTS
Machine Size: JD 50G/60G WEDGE & HITACHI 50U/60U WEDGE
Description: EXCAVATOR BUCKET JOHN DEERE AND HITACHI (wedge only coupler)***NO BOE***18 Month Factory Warranty

Call 770-908-9439 or check website for Price
WEIGHT: 308 LBS
Attachment Size: 18"TOOTH BUCKET

1EXBJD5024WT (#IS4327-000-69)



Manufacturer: CONSTRUCTION ATTACHMENTS
Machine Size: JD 50G/60G WEDGE & HITACHI 50U/60U WEDGE
Description: EXCAVATOR BUCKET JOHN DEERE AND HITACHI (wedge only coupler)***NO BOE***18 Month Factory Warranty

Call 770-908-9439 or check website for Price
WEIGHT: 392 LBS
Attachment Size: 24"TOOTH BUCKET

1EXBJD5030WT (#IS4328-000-69)



Manufacturer: CONSTRUCTION ATTACHMENTS
Machine Size: JD 50G/60G WEDGE & HITACHI 50U/60U WEDGE
Description: EXCAVATOR BUCKET JOHN DEERE AND HITACHI (wedge only coupler)***NO BOE***18 Month Factory Warranty

Call 770-908-9439 or check website for Price
WEIGHT: 480 LBS
Attachment Size: 30"TOOTH BUCKET

1EXBJD5036WT (#IS4329-000-69)



Manufacturer: CONSTRUCTION ATTACHMENTS
Machine Size: JD 50G/60G WEDGE & HITACHI 50U/60U WEDGE
Description: EXCAVATOR BUCKET JOHN DEERE AND HITACHI (wedge only coupler)***NO BOE***18 Month Factory Warranty

Call 770-908-9439 or check website for Price
WEIGHT: 492 LBS
Attachment Size: 36"TOOTH BUCKET

**Prices subject to change at anytime..call for most up-to-date pricing.

BUCKET TOOTH KUBOTA EXCAVATOR 11,000-15,000 LBS**1EXB1112WTKUBQ (#IS4289-000-69)**

Call 770-908-9439 or check website for Price

**Manufacturer** CONSTRUCTION ATTACHMENTS**WEIGHT** 208 LBS**Machine Size:** U55-4R1, KX057-4R1, U48, KX161, U45**Attachment Size:** 12" TOOTH BUCKET**Description:** EXCAVATOR BUCKETS KUBOTA EXCAVATORS***QA ONLY*****1EXB1116WTKUBQ (#IS4290-000-69)**

Call 770-908-9439 or check website for Price

**Manufacturer** CONSTRUCTION ATTACHMENTS**WEIGHT** 264 LBS**Machine Size:** U55-4R1, KX057-4R1, U48, KX161, U45**Attachment Size:** 16" TOOTH BUCKET**Description:** EXCAVATOR BUCKETS KUBOTA EXCAVATORS***QA ONLY*****1EXB1118WTKUBQ (#IS4291-000-69)**

Call 770-908-9439 or check website for Price

**Manufacturer** CONSTRUCTION ATTACHMENTS**WEIGHT** 332 LBS**Machine Size:** U55-4R1, KX057-4R1, U48, KX161, U45**Attachment Size:** 18" TOOTH BUCKET**Description:** EXCAVATOR BUCKETS KUBOTA EXCAVATORS***QA ONLY*****1EXB1124WTKUBPO1115 (#IS4596-000-69)**

Call 770-908-9439 or check website for Price

**Manufacturer** CONSTRUCTION ATTACHMENTS**WEIGHT** 392 LBS**Machine Size:** U55-4R1, KX057-4R1, U48, KX161, U45**Attachment Size:** 24" TOOTH BUCKET**Description:** EXCAVATOR BUCKETS KUBOTA EXCAVATORS***PIN ON WITH PINS*****1EXB1124WTKUBQ (#IS4292-000-69)**

Call 770-908-9439 or check website for Price

**Manufacturer** CONSTRUCTION ATTACHMENTS**WEIGHT** 392 LBS**Machine Size:** U55-4R1, KX057-4R1, U48, KX161, U45**Attachment Size:** 24" TOOTH BUCKET**Description:** EXCAVATOR BUCKETS KUBOTA EXCAVATORS***QA ONLY*****1EXB1130WTKUBPO1115 (#IS4597-000-69)**

Call 770-908-9439 or check website for Price

**Manufacturer** CONSTRUCTION ATTACHMENTS**WEIGHT** 480 LBS**Machine Size:** U55-4R1, KX057-4R1, U48, KX161, U45**Attachment Size:** 30" TOOTH BUCKET**Description:** EXCAVATOR BUCKETS KUBOTA EXCAVATORS***PIN ON WITH PINS*****1EXB1130WTKUBQ (#IS4293-000-69)**

Call 770-908-9439 or check website for Price

**Manufacturer** CONSTRUCTION ATTACHMENTS**WEIGHT** 480 LBS**Machine Size:** U55-4R1, KX057-4R1, U48, KX161, U45**Attachment Size:** 30" TOOTH BUCKET**Description:** EXCAVATOR BUCKETS KUBOTA EXCAVATORS***QA ONLY*****1EXB1136WTKUBQ (#IS4294-000-69)**

Call 770-908-9439 or check website for Price

**Manufacturer** CONSTRUCTION ATTACHMENTS**WEIGHT** 492 LBS**Machine Size:** U55-4R1, KX057-4R1, U48, KX161, U45**Attachment Size:** 36" TOOTH BUCKET**Description:** EXCAVATOR BUCKETS KUBOTA EXCAVATORS***QA ONLY*****1EXB1148WTKUBQ (#IS4295-000-69)**

Call 770-908-9439 or check website for Price

**Manufacturer** CONSTRUCTION ATTACHMENTS**WEIGHT** 587 LBS**Machine Size:** U55-4R1, KX057-4R1, U48, KX161, U45**Attachment Size:** 48" TOOTH BUCKET**Description:** EXCAVATOR BUCKETS KUBOTA EXCAVATORS***QA ONLY*****BUCKET TOOTH KUBOTA EXCAVATOR 16,000-20,000 LBS****1EXB1618WTKUBQ (#IS4303-000-69)**

Call 770-908-9439 or check website for Price

**Manufacturer** CONSTRUCTION ATTACHMENTS**WEIGHT** 496LBS**Machine Size:** KX080-3**Attachment Size:** 18" TOOTH BUCKET**Description:** EXCAVATOR BUCKETS KUBOTA EXCAVATORS***QA ONLY***

1EXB1624WTKUBQ (#IS4304-000-69)



Manufacturer CONSTRUCTION ATTACHMENTS
Machine Size: KX080-3
Description: EXCAVATOR BUCKETS KUBOTA EXCAVATORS***QA ONLY***

Call 770-908-9439 or check website for Price

WEIGHT 661 LBS
Attachment Size: 24" TOOTH BUCKET

1EXB1630WTKUBQ (#IS4305-000-69)



Manufacturer CONSTRUCTION ATTACHMENTS
Machine Size: KX080-3
Description: EXCAVATOR BUCKETS KUBOTA EXCAVATORS***QA ONLY***

Call 770-908-9439 or check website for Price

WEIGHT 827 LBS
Attachment Size: 30" TOOTH BUCKET

1EXB1636WTKUBQ (#IS4306-000-69)



Manufacturer CONSTRUCTION ATTACHMENTS
Machine Size: KX080-3
Description: EXCAVATOR BUCKETS KUBOTA EXCAVATORS***QA ONLY***

Call 770-908-9439 or check website for Price

WEIGHT 992 LBS
Attachment Size: 36" TOOTH BUCKET

1EXB1648WTKUBQ (#IS4307-000-69)



Manufacturer CONSTRUCTION ATTACHMENTS
Machine Size: KX080-3
Description: EXCAVATOR BUCKETS KUBOTA EXCAVATORS***QA ONLY***

Call 770-908-9439 or check website for Price

WEIGHT 1323 LBS
Attachment Size: 48" TOOTH BUCKET

BUCKET TOOTH KUBOTA EXCAVATOR 6,000-10,000 LBS

1EXB1148SEKUBQ (#IS4302-000-69)



Manufacturer CONSTRUCTION ATTACHMENTS
Machine Size: KX71-3, KX040-4R1, KX91, KX121, U35-4R1, KX033-4R1
Description: EXCAVATOR BUCKETS KUBOTA EXCAVATORS ***NO BOE***QA ONLY

Call 770-908-9439 or check website for Price

WEIGHT 545 LBS
Attachment Size: 48" SMOOTH BUCKET

1EXB612WTKUBPO610 (#IS4593-000-69)



Manufacturer CONSTRUCTION ATTACHMENTS
Machine Size: KX71-3, KX040-4R1, KX91, KX121, U35-4R1, KX033-4R1
Description: EXCAVATOR BUCKETS KUBOTA EXCAVATORS***PIN ON WITH PINS***

Call 770-908-9439 or check website for Price

WEIGHT 176 LBS
Attachment Size: 12" TOOTH BUCKET

1EXB612WTKUBQ (#IS4254-000-69)



Manufacturer CONSTRUCTION ATTACHMENTS
Machine Size: KX71-3, KX040-4R1, KX91, KX121, U35-4R1, KX033-4R1
Description: EXCAVATOR BUCKETS KUBOTA EXCAVATORS***QA ONLY***

Call 770-908-9439 or check website for Price

WEIGHT 176 LBS
Attachment Size: 12" TOOTH BUCKET

1EXB616WTKUBQ (#IS4256-000-69)



Manufacturer CONSTRUCTION ATTACHMENTS
Machine Size: KX71-3, KX040-4R1, KX91, KX121, U35-4R1, KX033-4R1
Description: EXCAVATOR BUCKETS KUBOTA EXCAVATORS***QA ONLY***

Call 770-908-9439 or check website for Price

WEIGHT 236 LBS
Attachment Size: 16" TOOTH BUCKET

1EXB618WTKUBPO610 (#IS4594-000-69)



Manufacturer CONSTRUCTION ATTACHMENTS
Machine Size: KX71-3, KX040-4R1, KX91, KX121, U35-4R1, KX033-4R1
Description: EXCAVATOR BUCKETS KUBOTA EXCAVATORS***PIN ON WITH PINS***

Call 770-908-9439 or check website for Price

WEIGHT 284 LBS
Attachment Size: 18" TOOTH BUCKET

1EXB618WTKUBQ (#IS4257-000-69)



Manufacturer CONSTRUCTION ATTACHMENTS
Machine Size: KX71-3, KX040-4R1, KX91, KX121, U35-4R1, KX033-4R1
Description: EXCAVATOR BUCKETS KUBOTA EXCAVATORS***QA ONLY***

Call 770-908-9439 or check website for Price

WEIGHT 284 LBS
Attachment Size: 18" TOOTH BUCKET

1EXB624WTKUBPO610 (#IS4595-000-69)



Manufacturer CONSTRUCTION ATTACHMENTS
Machine Size: KX71-3, KX040-4R1, KX91, KX121, U35-4R1, KX033-4R1
Description: EXCAVATOR BUCKETS KUBOTA EXCAVATORS***PIN ON WITH PINS**

Call 770-908-9439 or check website for Price

WEIGHT 327 LBS
Attachment Size: 24" TOOTH BUCKET

1EXB624WTKUBQ (#IS4258-000-69)



Manufacturer CONSTRUCTION ATTACHMENTS
Machine Size: KX71-3, KX040-4R1, KX91, KX121, U35-4R1, KX033-4R1
Description: EXCAVATOR BUCKETS KUBOTA EXCAVATORS***QA ONLY**

Call 770-908-9439 or check website for Price

WEIGHT 327 LBS
Attachment Size: 24" TOOTH BUCKET

1EXB630WTKUBQ (#IS4259-000-69)



Manufacturer CONSTRUCTION ATTACHMENTS
Machine Size: KX71-3, KX040-4R1, KX91, KX121, U35-4R1, KX033-4R1
Description: EXCAVATOR BUCKETS KUBOTA EXCAVATORS***QA ONLY**

Call 770-908-9439 or check website for Price

WEIGHT 327 LBS
Attachment Size: 30" TOOTH BUCKET

1EXB636WTKUBQ (#IS4260-000-69)



Manufacturer CONSTRUCTION ATTACHMENTS
Machine Size: KX71-3, KX040-4R1, KX91, KX121, U35-4R1, KX033-4R1
Description: EXCAVATOR BUCKETS KUBOTA EXCAVATORS***QA ONLY**

Call 770-908-9439 or check website for Price

WEIGHT 380 LBS
Attachment Size: 36" TOOTH BUCKET

BUCKET TOOTH LONG FLOOR SKID STEER

1GPEB66WT (#IS4527-000-69)



Manufacturer CONSTRUCTION ATTACHMENTS
Machine Size: SSL MAX 80HP
Description: GENERAL PURPOSE BUCKETS**WITH WELD ON TEETH**SSL MOUNT**18 Month Factory Warranty**SIDE CUTTERS DO NOT COME WITH THIS UNIT**

Call 770-908-9439 or check website for Price

WEIGHT 581 LBS
Attachment Size: 66" WORKING WIDTH

1GPEB72WT (#IS4526-000-69)




Manufacturer CONSTRUCTION ATTACHMENTS
Machine Size: SSL MAX 80HP
Description: GENERAL PURPOSE BUCKETS**WITH WELD ON TEETH**SSL MOUNT**18 Month Factory Warranty**SIDE CUTTERS DO NOT COME WITH THIS UNIT**

Call 770-908-9439 or check website for Price

WEIGHT 634 LBS
Attachment Size: 72" WORKING WIDTH

1GPEB78WT (#IS4525-000-69)



Manufacturer CONSTRUCTION ATTACHMENTS
Machine Size: SSL MAX 80HP
Description: GENERAL PURPOSE BUCKETS**WITH WELD ON TEETH**SSL MOUNT**18 Month Factory Warranty**SIDE CUTTERS DO NOT COME WITH THIS UNIT**

Call 770-908-9439 or check website for Price

WEIGHT 710 LBS
Attachment Size: 78" WORKING WIDTH

1GPEB84LT (#IS4520-000-69)



Manufacturer CONSTRUCTION ATTACHMENTS
Machine Size: SSL MAX 80HP
Description: GENERAL PURPOSE BUCKETS**WITH BOE**SSL MOUNT**18 Month Factory Warranty*** THIS UNIT DOES NOT COME WITH SIDE CUTTERS***

Call 770-908-9439 or check website for Price

WEIGHT 859 LBS
Attachment Size: 84" WORKING WIDTH

1GPEB84WT (#IS4528-000-69)



Manufacturer CONSTRUCTION ATTACHMENTS
Machine Size: SSL MAX 80HP
Description: GENERAL PURPOSE BUCKETS**WITH WELD ON TEETH**SSL MOUNT**18 Month Factory Warranty**SIDE CUTTERS DO NOT COME WITH THIS UNIT**

Call 770-908-9439 or check website for Price

WEIGHT 859 LBS
Attachment Size: 84" WORKING WIDTH

1GPSXD67WTSC (#IS4438-000-69)




Manufacturer CONSTRUCTION ATTACHMENTS
Machine Size: SSL 130 MAX HP
Description: EXTENDED BOTTOM LOW PROFILE SEVERE XTREME DUTY BUCKET FOR RUBBER TIRE OR RUBBER TRACK MACHINES UP TO 130 HORSEPOWER

Call 770-908-9439 or check website for Price

WEIGHT 753 LBS
Attachment Size: 67" WORKING WIDTH

**Prices subject to change at anytime..call for most up-to-date pricing.

1GPSXD73WT (#IS4495-000-69)



Manufacturer: CONSTRUCTION ATTACHMENTS
Machine Size: SSL 130 MAX HP
Description: EXTENDED BOTTOM LOW PROFILE SEVERE XTREME DUTY BUCKET FOR RUBBER TIRE OR RUBBER TRACK MACHINES UP TO 130 HORSEPOWER***SIDE CUTTERS ARE NOT INCLUDED***

Call 770-908-9439 or check website for Price

WEIGHT: 854 LBS
Attachment Size: 73" WORKING WIDTH

1GPSXD73WTSC (#IS4437-000-69)




Manufacturer: CONSTRUCTION ATTACHMENTS
Machine Size: SSL 130 MAX HP
Description: EXTENDED BOTTOM LOW PROFILE SEVERE XTREME DUTY BUCKET FOR RUBBER TIRE OR RUBBER TRACK MACHINES UP TO 130 HORSEPOWER

Call 770-908-9439 or check website for Price

WEIGHT: 854 LBS
Attachment Size: 73" WORKING WIDTH

1GPSXD78LTSC (#IS4572-000-69)



Manufacturer: CONSTRUCTION ATTACHMENTS
Machine Size: SSL 130 MAX HP
Description: EXTENDED BOTTOM LOW PROFILE SEVERE XTREME DUTY BUCKET FOR RUBBER TIRE OR RUBBER TRACK MACHINES UP TO 130 HORSEPOWER

Call 770-908-9439 or check website for Price

WEIGHT: 897 LBS
Attachment Size: 78" WORKING WIDTH

1GPSXD78WTSC (#IS4439-000-69)



Manufacturer: CONSTRUCTION ATTACHMENTS
Machine Size: SSL 130 MAX HP
Description: EXTENDED BOTTOM LOW PROFILE SEVERE XTREME DUTY BUCKET FOR RUBBER TIRE OR RUBBER TRACK MACHINES UP TO 130 HORSEPOWER

Call 770-908-9439 or check website for Price

WEIGHT: 897 LBS
Attachment Size: 78" WORKING WIDTH

1GPSXD84WTSC (#IS4440-000-69)



Manufacturer: CONSTRUCTION ATTACHMENTS
Machine Size: SSL 130 MAX HP
Description: EXTENDED BOTTOM LOW PROFILE SEVERE XTREME DUTY BUCKET FOR RUBBER TIRE OR RUBBER TRACK MACHINES UP TO 130 HORSEPOWER

Call 770-908-9439 or check website for Price

WEIGHT: 916 LBS
Attachment Size: 84" WORKING WIDTH

1GPSXD88WTSC (#IS4441-000-69)



Manufacturer: CONSTRUCTION ATTACHMENTS
Machine Size: SSL 130 MAX HP
Description: EXTENDED BOTTOM LOW PROFILE SEVERE XTREME DUTY BUCKET FOR RUBBER TIRE OR RUBBER TRACK MACHINES UP TO 130 HORSEPOWER

Call 770-908-9439 or check website for Price

WEIGHT: 968 LBS
Attachment Size: 84" WORKING WIDTH

33862 (#IS2543-025-34)



Manufacturer: PALADIN
Machine Size: SSL
Description: 60" HEAVY DUTY TOOTH BUCKET LOW-PROFILE LONG FLOOR BUCKET FOR SKID-STEER LOADERS

Call 770-908-9439 or check website for Price

WEIGHT: 510LBS
Attachment Size: 60" WORKING WIDTH

33866 (#IS2439-025-34)



Manufacturer: PALADIN
Machine Size: SSL
Description: 66" HEAVY DUTY TOOTH BUCKET LOW-PROFILE LONG FLOOR BUCKET FOR SKID-STEER LOADERS

Call 770-908-9439 or check website for Price

WEIGHT: 550LBS
Attachment Size: 66" WORKING WIDTH

33868 (#IS2440-025-34)



Manufacturer: PALADIN
Machine Size: SSL
Description: 72" HEAVY DUTY TOOTH BUCKET LOW-PROFILE LONG FLOOR BUCKET FOR SKID-STEER LOADERS

Call 770-908-9439 or check website for Price

WEIGHT: 590LBS
Attachment Size: 72" WORKING WIDTH

33870 (#IS2442-025-34)



Manufacturer: PALADIN
Machine Size: SSL
Description: 82" HEAVY DUTY TOOTH BUCKET LOW-PROFILE LONG FLOOR BUCKET FOR SKID-STEER LOADERS

Call 770-908-9439 or check website for Price

WEIGHT: 695LBS
Attachment Size: 82" WORKING WIDTH

KD16191 (#IS2443-025-34)



Manufacturer: PALADIN
Machine Size: SSL
Description: 84" HEAVY DUTY TOOTH BUCKET LOW-PROFILE LONG FLOOR BUCKET AND SIDE-CUTTERS FOR SKID-STEER LOADERS

Call 770-908-9439 or check website for Price

WEIGHT: 728LBS
Attachment Size: 84" WORKING WIDTH

KD16266 (#IS2441-025-34)



Manufacturer: PALADIN
Machine Size: SSL
Description: 78" HEAVY DUTY TOOTH BUCKET WITH SIDE-CUTTERS LOW-PROFILE LONG FLOOR BUCKETS FOR SKID-STEER LOADERS

Call 770-908-9439 or check website for Price

WEIGHT: 608LBS
Attachment Size: 78" WORKING WIDTH

BUCKET TOOTH MINI SKID STEER

104579 (#IS2187-025-34)



Manufacturer: PALADIN
Machine Size: MINI
Description: 48" mini universal hitch bucket w/teeth

Call 770-908-9439 or check website for Price

WEIGHT: 283LBS
Attachment Size: 48" WORKING WIDTH

115417 (#IS2188-025-34)



Manufacturer: PALADIN
Machine Size: MINI
Description: 44" universal bucket with teeth

Call 770-908-9439 or check website for Price

WEIGHT: 260LBS
Attachment Size: 44" WORKING WIDTH

19405 (#IS1748-025-34)



Manufacturer: PALADIN
Machine Size: MINI
Description: 42" TOOTH BUCKET UNIVERSAL MOUNT

Call 770-908-9439 or check website for Price

WEIGHT: 235LBS
Attachment Size: 42" TOOTH BUCKET

1GPMNSB36T (#IS4137-000-69)



Manufacturer: CONSTRUCTION ATTACHMENTS
Machine Size: MINI
Description: MINI SKID STEER TOOTH BUCKET***WITH TEETH*****UNIVERSAL MOUNT**

Call 770-908-9439 or check website for Price

WEIGHT: 176 LBS
Attachment Size: 36" WORKING WIDTH

1GPMNSB42T (#IS4141-000-69)



Manufacturer: CONSTRUCTION ATTACHMENTS
Machine Size: MINI
Description: MINI SKID STEER TOOTH BUCKET***WITH TEETH*****UNIVERSAL MOUNT**

Call 770-908-9439 or check website for Price

WEIGHT: 192 LBS
Attachment Size: 42" WORKING WIDTH

1GPMNSB48T (#IS4144-000-69)



Manufacturer: CONSTRUCTION ATTACHMENTS
Machine Size: MINI
Description: MINI SKID STEER TOOTH BUCKET***WITH TEETH*****UNIVERSAL MOUNT**

Call 770-908-9439 or check website for Price

WEIGHT: 208 LBS
Attachment Size: 48" WORKING WIDTH

1GPMNSB54T (#IS4147-000-69)




Manufacturer: CONSTRUCTION ATTACHMENTS
Machine Size: MINI
Description: MINI SKID STEER TOOTH BUCKET***WITH TEETH*****UNIVERSAL MOUNT**

Call 770-908-9439 or check website for Price

WEIGHT: 263 LBS
Attachment Size: 54" WORKING WIDTH

BUCKET TOOTH STANDARD FLOOR SKID STEER

1GPSB66E (#IS4533-000-69)



Manufacturer: CONSTRUCTION ATTACHMENTS
Machine Size: SSL MAX 80HP
Description: GENERAL PURPOSE BUCKETS**WITH BOE**SSL MOUNT**18 Month Factory Warranty**SIDE CUTTERS DO NOT COME WITH THIS UNIT**

Call 770-908-9439 or check website for Price

WEIGHT: 581 LBS
Attachment Size: 66" WORKING WIDTH

1GPSB66WT (#IS4529-000-69)



Manufacturer CONSTRUCTION ATTACHMENTS
Machine Size: SSL MAX 80HP
Description: GENERAL PURPOSE BUCKETS**WITH WELD ON TEETH**SSL MOUNT**18 Month Factory Warranty**SIDE CUTTERS DO NOT COME WITH THIS UNIT**

Call 770-908-9439 or check website for Price

WEIGHT 581 LBS
Attachment Size: 66" WORKING WIDTH

1GPSB72WT (#IS4530-000-69)



Manufacturer CONSTRUCTION ATTACHMENTS
Machine Size: SSL MAX 80HP
Description: GENERAL PURPOSE BUCKETS**WITH WELD ON TEETH**SSL MOUNT**18 Month Factory Warranty**SIDE CUTTERS DO NOT COME WITH THIS UNIT**

Call 770-908-9439 or check website for Price

WEIGHT 634 LBS
Attachment Size: 72" WORKING WIDTH

1GPSB78T (#IS4571-000-69)



Manufacturer CONSTRUCTION ATTACHMENTS
Machine Size: SSL MAX 80HP
Description: GENERAL PURPOSE BUCKETS**WITH BOLT ON TEETH**SSL MOUNT**18 Month Factory Warranty**SIDE CUTTERS DO NOT COME WITH THIS UNIT**

Call 770-908-9439 or check website for Price

WEIGHT 710 LBS
Attachment Size: 78" WORKING WIDTH

1GPSB78WT (#IS4531-000-69)



Manufacturer CONSTRUCTION ATTACHMENTS
Machine Size: SSL MAX 80HP
Description: GENERAL PURPOSE BUCKETS**WITH WELD ON TEETH**SSL MOUNT**18 Month Factory Warranty**SIDE CUTTERS DO NOT COME WITH THIS UNIT**

Call 770-908-9439 or check website for Price

WEIGHT 710 LBS
Attachment Size: 78" WORKING WIDTH

1GPSB84WT (#IS4532-000-69)



Manufacturer CONSTRUCTION ATTACHMENTS
Machine Size: SSL MAX 80HP
Description: GENERAL PURPOSE BUCKETS**WITH WELD ON TEETH**SSL MOUNT**18 Month Factory Warranty**SIDE CUTTERS DO NOT COME WITH THIS UNIT**

Call 770-908-9439 or check website for Price

WEIGHT 859 LBS
Attachment Size: 84" WORKING WIDTH

33861 (#IS2544-025-34)



Manufacturer PALADIN
Machine Size: SSL
Description: 60" HEAVY DUTY TOOTH BUCKET WEIGHS 455LBSLOW-PROFILE STANDARD FLOOR BUCKETS FOR SKID-STEER LOADERS

Call 770-908-9439 or check website for Price

WEIGHT 455LBS
Attachment Size: 60" WORKING WIDTH

33865 (#IS2438-025-34)



Manufacturer PALADIN
Machine Size: SSL
Description: 66" HEAVY DUTY TOOTH BUCKET WEIGHS 490 LOW-PROFILE STANDARD FLOOR BUCKET FOR SKID-STEER LOADERS

Call 770-908-9439 or check website for Price

WEIGHT 490LBS
Attachment Size: 66" WORKING WIDTH

33867 (#IS1668-025-34)



Manufacturer PALADIN
Machine Size: SSL
Description: 72" HEAVY DUTY TOOTH BUCKET LOW-PROFILE STANDARD FLOOR BUCKET FOR SKID-STEER LOADERS WEIGHS 530LBS

Call 770-908-9439 or check website for Price

WEIGHT 530LBS
Attachment Size: 72" WORKING WIDTH

33869 (#IS1670-025-34)



Manufacturer PALADIN
Machine Size: SSL
Description: 82" HEAVY DUTY TOOTH BUCKET 9 WEIGHS 630LBS LOW-PROFILE STANDARD FLOOR BUCKET FOR SKID-STEER LOADERS

Call 770-908-9439 or check website for Price

WEIGHT 630LBS
Attachment Size: 82" WORKING WIDTH

KD113901 (#IS3660-025-34)



Manufacturer PALADIN
Machine Size: SSL
Description: 72" HEAVY DUTY TOOTH BUCKET WITH WELD-ON TEETH AND SIDE-CUTTERS WEIGHS 473LBS LOW-PROFILE STANDARD FLOOR BUCKETS FOR SKID-STEER LOADERS

Call 770-908-9439 or check website for Price

WEIGHT 473LBS
Attachment Size: 72" WORKING WIDTH

KD113903 (#IS3662-025-34)**Manufacturer:** PALADIN**Machine Size:** SSL**Description:** 72" HEAVY DUTY TOOTH BUCKET WITH WELD-ON TEETH AND SIDE-CUTTERS WEIGHS 533LBS LOW-PROFILE LONG FLOOR BUCKETS FOR SKID-STEER LOADERS

Call 770-908-9439 or check website for Price

WEIGHT: 533LBS**Attachment Size:** 72" WORKING WIDTH**KD16190 (#IS1638-025-34)****Manufacturer:** PALADIN**Machine Size:** SSL**Description:** 84" HEAVY DUTY TOOTH BUCKET WITH SIDE-CUTTERS WEIGHS 640LBS LOW-PROFILE STANDARD FLOOR BUCKETS FOR SKID-STEER LOADERS

Call 770-908-9439 or check website for Price

WEIGHT: 683LBS**Attachment Size:** 84" WORKING WIDTH**KD16265 (#IS1669-025-34)****Manufacturer:** PALADIN**Machine Size:** SSL**Description:** 78" HEAVY DUTY TOOTH BUCKET WITH SIDE-CUTTERS WEIGHS 600LBS LOW-PROFILE STANDARD FLOOR BUCKETS FOR SKID-STEER LOADERS

Call 770-908-9439 or check website for Price

WEIGHT: 543LBS**Attachment Size:** 78" WORKING WIDTH**BUCKET TRAPEZOID EXCAVATOR****13TB-48 (#IS2652-034-54)****Manufacturer:** NM ATTACHMENTS**Machine Size:** 24000LBS-33000LBS**Description:** HEAVY DUTY TRAPEZOID BUCKET***MUST SPECIFY MOUNT***

Call 770-908-9439 or check website for Price

Attachment Size: 18" BOTTOM, 48" TOP**13TB-54 (#IS2653-034-54)****Manufacturer:** NM ATTACHMENTS**Machine Size:** 24000LBS-33000LBS**Description:** HEAVY DUTY TRAPEZOID BUCKET***MUST SPECIFY MOUNT***

Call 770-908-9439 or check website for Price

Attachment Size: 24" BOTTOM, 54" TOP**15TB-60 (#IS2656-034-54)****Manufacturer:** NM ATTACHMENTS**Machine Size:** 33,000LBS-45,000LBS**Description:** HEAVY DUTY TRAPEZOID BUCKET***MUST SPECIFY MOUNT***

Call 770-908-9439 or check website for Price

Attachment Size: 24" BOTTOM, 60" TOP**20TB-66 (#IS2659-034-54)****Manufacturer:** NM ATTACHMENTS**Machine Size:** 45000LBS-55000LBS**Description:** HEAVY DUTY TRAPEZOID BUCKET***MUST SPECIFY MOUNT***

Call 770-908-9439 or check website for Price

Attachment Size: 24" BOTTOM, 60" TOP C/W BOLT-ON CUTTING EDGE**20TB-663T (#IS2660-034-54)****Manufacturer:** NM ATTACHMENTS**Machine Size:** 45000LBS-55000LBS**Description:** HEAVY DUTY TRAPEZOID BUCKET***MUST SPECIFY MOUNT***

Call 770-908-9439 or check website for Price


Attachment Size: 24" BOTTOM, 60" TOP C/W 3 TEETH**25TB-2472 (#IS2663-034-54)****Manufacturer:** NM ATTACHMENTS**Machine Size:** 55,000LBS-65,000LBS**Description:** HEAVY DUTY TRAPEZOID BUCKET***MUST SPECIFY MOUNT***

Call 770-908-9439 or check website for Price

Attachment Size: 24" BOTTOM, 72" TOP C/W BOLT-ON CUTTING EDGE**5TB-30 (#IS2639-034-54)****Manufacturer:** NM ATTACHMENTS**Machine Size:** 10000LBS-12000LBS**Description:** HEAVY DUTY TRAPEZOID BUCKET***MUST SPECIFY MOUNT***


Call 770-908-9439 or check website for Price

Attachment Size: 10" BOTTOM, 30" TOP

5TB-36 (#IS2640-034-54)

Manufacturer: NM ATTACHMENTS
Machine Size: 10000LBS-12000LBS
Description: HEAVY DUTY TRAPEZOID BUCKET***MUST SPECIFY MOUNT***

Call 770-908-9439 or check website for Price

Attachment Size: 16" BOTTOM, 36" TOP**6TB-30 (#IS2643-034-54)**


Manufacturer: NM ATTACHMENTS
Machine Size: 12000LBS-14000LBS
Description: HEAVY DUTY TRAPEZOID BUCKET***MUST SPECIFY MOUNT***

Call 770-908-9439 or check website for Price

Attachment Size: 10" BOTTOM, 30" TOP**6TB-36 (#IS2644-034-54)**

Manufacturer: NM ATTACHMENTS
Machine Size: 12000LBS-14000LBS
Description: HEAVY DUTY TRAPEZOID BUCKET***MUST SPECIFY MOUNT***

Call 770-908-9439 or check website for Price

Attachment Size: 10" BOTTOM, 36" TOP**6TB-48 (#IS2645-034-54)**

Manufacturer: NM ATTACHMENTS
Machine Size: 12000LBS-14000LBS
Description: HEAVY DUTY TRAPEZOID BUCKET***MUST SPECIFY MOUNT***

Call 770-908-9439 or check website for Price

Attachment Size: 18" BOTTOM, 48" TOP**8TB-36 (#IS2648-034-54)**

Manufacturer: NM ATTACHMENTS
Machine Size: 14000LBS-24000LBS
Description: HEAVY DUTY TRAPEZOID BUCKET***MUST SPECIFY MOUNT***

Call 770-908-9439 or check website for Price

Attachment Size: 16" BOTTOM, 36" TOP**8TB-48 (#IS2649-034-54)**

Manufacturer: NM ATTACHMENTS
Machine Size: 14000LBS-24000LBS
Description: HEAVY DUTY TRAPEZOID BUCKET***MUST SPECIFY MOUNT***

Call 770-908-9439 or check website for Price

Attachment Size: 18" BOTTOM, 48" TOP**EVB63012 (#IS3954-023-59)**

Manufacturer: IS ATTACHMENTS
Machine Size: 3583
Description: HEAVY DUTY TRAPEZOID BUCKET***MUST SPECIFY MOUNT***

Call 770-908-9439 or check website for Price

Attachment Size: 12" BOTTOM, 30" TOP**BUCKET WHEEL LOADER****100GP-150/100GP-BOE (#IS2309-034-54)**

Manufacturer: NM ATTACHMENTS
Machine Size: WHEEL LOADER CLASS 100
Description: General Purpose Bucket WITH BOLT ON CUTTING EDGE **MUST SPECIFY MOUNT**

Call 770-908-9439 or check website for Price

Attachment Size: 1.5 YARD**100GP-175/100GP-BOE (#IS2310-034-54)**

Manufacturer: NM ATTACHMENTS
Machine Size: WHEEL LOADER CLASS 100
Description: General Purpose Buckets WITH BOLT ON CUTTING EDGE **MUST SPECIFY MOUNT**

Call 770-908-9439 or check website for Price

Attachment Size: 1.75 YARD**100GP-200/100GP-BOE (#IS2311-034-54)**

Manufacturer: NM ATTACHMENTS
Machine Size: WHEEL LOADER CLASS 100
Description: General Purpose Bucket WITH BOLT ON CUTTING EDGE **MUST SPECIFY MOUNT**

Call 770-908-9439 or check website for Price

Attachment Size: 2 YARD

125GP-200/125GP-BOE (#IS2306-034-54)

Call 770-908-9439 or check website for Price

**Manufacturer:** NM ATTACHMENTS**Machine Size:** WHEEL LOADER CLASS 125**Attachment Size:** 2.25 YARD**Description:** General Purpose Bucket WITH BOLT ON CUTTING EDGE **MUST SPECIFY MOUNT****125GP-225/125GP-BOE (#IS2307-034-54)**

Call 770-908-9439 or check website for Price

**Manufacturer:** NM ATTACHMENTS**Machine Size:** WHEEL LOADER CLASS 125**Attachment Size:** 2.5 YARD**Description:** General Purpose Bucket WITH BOLT ON CUTTING EDGE **MUST SPECIFY MOUNT****125GP-250/125GP-BOE (#IS2308-034-54)**

Call 770-908-9439 or check website for Price

**Manufacturer:** NM ATTACHMENTS**Machine Size:** WHEEL LOADER CLASS 125**Attachment Size:** 2.5 YARD**Description:** General Purpose Buckets WITH BOLT ON CUTTING EDGE **MUST SPECIFY MOUNT****150GP-200/150GP-BOE (#IS2301-034-54)**

Call 770-908-9439 or check website for Price

**Manufacturer:** NM ATTACHMENTS**Machine Size:** WHEEL LOADER CLASS 150**Attachment Size:** 2 YARD**Description:** General Purpose Bucket WITH BOLT ON CUTTING EDGE **MUST SPECIFY MOUNT****150GP-225/150GP-BOE (#IS2302-034-54)**

Call 770-908-9439 or check website for Price

**Manufacturer:** NM ATTACHMENTS**Machine Size:** WHEEL LOADER CLASS 150**Attachment Size:** 2.25 YARD**Description:** General Purpose Buckets WITH BOLT ON CUTTING EDGE **MUST SPECIFY MOUNT****150GP-250/150GP-BOE (#IS2303-034-54)**

Call 770-908-9439 or check website for Price

**Manufacturer:** NM ATTACHMENTS**Machine Size:** WHEEL LOADER CLASS 150**Attachment Size:** 2.5 YARD**Description:** General Purpose Buckets WITH BOLT ON CUTTING EDGE **MUST SPECIFY MOUNT****150GP-275/150GP-BOE (#IS2304-034-54)**

Call 770-908-9439 or check website for Price

**Manufacturer:** NM ATTACHMENTS**Machine Size:** WHEEL LOADER CLASS 150**Attachment Size:** 2.75 YARD**Description:** General Purpose Buckets WITH BOLT ON CUTTING EDGE **MUST SPECIFY MOUNT****150GP-300/150GP-BOE (#IS2305-034-54)**

Call 770-908-9439 or check website for Price

**Manufacturer:** NM ATTACHMENTS**Machine Size:** WHEEL LOADER CLASS 150**Attachment Size:** 3 YARD**Description:** General Purpose Buckets WITH BOLT ON CUTTING EDGE **MUST SPECIFY MOUNT****150LM-600 (#IS3768-034-54)**

Call 770-908-9439 or check website for Price

**Manufacturer:** NM ATTACHMENTS**Machine Size:** WHEEL LOADER CLASS 150**Attachment Size:** 6 YARD**Description:** LIGHT MATERIAL BUCKET WITH BOLT ON CUTTING EDGE **MUST SPECIFY MOUNT****50GP-100/50GP-BOE (#IS2312-034-54)**

Call 770-908-9439 or check website for Price

**Manufacturer:** NM ATTACHMENTS**Machine Size:** WHEEL LOADER CLASS 50**Attachment Size:** 1 YARD**Description:** General Purpose Bucket WITH BOLT ON CUTTING EDGE **MUST SPECIFY MOUNT****50GP-125/50GP-BOE (#IS2313-034-54)**

Call 770-908-9439 or check website for Price

**Manufacturer:** NM ATTACHMENTS**Machine Size:** WHEEL LOADER CLASS 50**Attachment Size:** 1.25 YARD**Description:** General Purpose Bucket WITH BOLT ON CUTTING EDGE **MUST SPECIFY MOUNT**

50GP-150/50GP-BOE (#IS2314-034-54)

Call 770-908-9439 or check website for Price



Manufacturer: NM ATTACHMENTS
Machine Size: WHEEL LOADER CLASS 50
Description: General Purpose Bucket WITH BOLT ON CUTTING EDGE **MUST SPECIFY MOUNT**
Attachment Size: 1.5 YARD

MLBH72HV/MBOCE/4X8/D (#IS3765-023-50)

Call 770-908-9439 or check website for Price



Manufacturer: MARTATCH
Machine Size: WHEEL LOADER
Description: 36"H X 40"D X 72"L [H.VOL]-35 CUBIC FEET/ 40 CUBIC FEET HEAPED WITH BOLT ON BOE***MUST SPECIFY MOUNT***
WEIGHT: 1205 LBS
Attachment Size: 72" WORKING WIDTH

CEMENT MIXING BUCKET BACKHOE

08BM01100 (#IS3645-023-61)

Call 770-908-9439 or check website for Price



Manufacturer: EI ATTACHMENTS
Machine Size: BACKHOE
Description: CEMENT MIXING BUCKET***MUST SPECIFY MOUNT***1.44 YARDS
Attachment Size: 1.44 YARDS

08BM0250 (#IS3621-023-61)

Call 770-908-9439 or check website for Price



Manufacturer: EI ATTACHMENTS
Machine Size: BACKHOE
Description: CEMENT MIXING BUCKET***MUST SPECIFY MOUNT***.32 YARDS
Attachment Size: .32 YARDS

08BM0350 (#IS3624-023-61)

Call 770-908-9439 or check website for Price



Manufacturer: EI ATTACHMENTS
Machine Size: BACKHOE
Description: CEMENT MIXING BUCKET***MUST SPECIFY MOUNT***.45 YARDS
Attachment Size: .45 YARDS

08BM0450 (#IS3646-023-61)

Call 770-908-9439 or check website for Price



Manufacturer: EI ATTACHMENTS
Machine Size: BACKHOE
Description: CEMENT MIXING BUCKET***MUST SPECIFY MOUNT***.59 YARDS
Attachment Size: .59 YARDS

08BM0600 (#IS3644-023-61)

Call 770-908-9439 or check website for Price



Manufacturer: EI ATTACHMENTS
Machine Size: BACKHOE
Description: CEMENT MIXING BUCKET***MUST SPECIFY MOUNT***.78 YARDS
Attachment Size: .78 YARDS

08BM0700 (#IS3643-023-61)

Call 770-908-9439 or check website for Price



Manufacturer: EI ATTACHMENTS
Machine Size: BACKHOE
Description: CEMENT MIXING BUCKET***MUST SPECIFY MOUNT***.92 YARDS
Attachment Size: .92 YARDS

CEMENT MIXING BUCKET EXCAVATOR

08BM01100 (#IS3635-023-61)

Call 770-908-9439 or check website for Price



Manufacturer: EI ATTACHMENTS
Machine Size: EXCAVATOR
Description: CEMENT MIXING BUCKET***MUST SPECIFY MOUNT***1.44 YARDS
Attachment Size: 1.44 YARDS

08BM0250 (#IS3630-023-61)

Call 770-908-9439 or check website for Price



Manufacturer: EI ATTACHMENTS
Machine Size: EXCAVATOR
Description: CEMENT MIXING BUCKET***MUST SPECIFY MOUNT***.32 YARDS
Attachment Size: .32 YARDS

**Prices subject to change at anytime..call for most up-to-date pricing.

08BM0350 (#IS3629-023-61)

Call 770-908-9439 or check website for Price



Manufacturer: EI ATTACHMENTS
Machine Size: EXCAVATOR
Description: CEMENT MIXING BUCKET***MUST SPECIFY MOUNT***.45 YARDS
Attachment Size: .45 YARDS

08BM0450 (#IS3636-023-61)

Call 770-908-9439 or check website for Price



Manufacturer: EI ATTACHMENTS
Machine Size: EXCAVATOR
Description: CEMENT MIXING BUCKET***MUST SPECIFY MOUNT***.59 YARDS
Attachment Size: .59 YARDS

08BM0600 (#IS3637-023-61)

Call 770-908-9439 or check website for Price



Manufacturer: EI ATTACHMENTS
Machine Size: EXCAVATOR
Description: CEMENT MIXING BUCKET***MUST SPECIFY MOUNT***.78 YARDS
Attachment Size: .78 YARDS

08BM0700 (#IS3638-023-61)

Call 770-908-9439 or check website for Price



Manufacturer: EI ATTACHMENTS
Machine Size: EXCAVATOR
Description: CEMENT MIXING BUCKET***MUST SPECIFY MOUNT***.92 YARDS
Attachment Size: .92 YARDS

CEMENT MIXING BUCKET SKID STEER

08BM01100 (#IS3634-023-61)

Call 770-908-9439 or check website for Price



Manufacturer: EI ATTACHMENTS
Machine Size: SSL
Description: CEMENT MIXING BUCKET**1.44 YARDS
Attachment Size: 1.44 YARDS

08BM0250 (#IS3460-023-61)

Call 770-908-9439 or check website for Price



Manufacturer: EI ATTACHMENTS
Machine Size: SSL
Description: CEMENT MIXING BUCKET**.32 YARDS
Attachment Size: .32 YARDS

08BM0350 (#IS3461-023-61)

Call 770-908-9439 or check website for Price



Manufacturer: EI ATTACHMENTS
Machine Size: SSL
Description: CEMENT MIXING BUCKET**.45 YARDS
Attachment Size: .45 YARDS

08BM0450 (#IS3631-023-61)

Call 770-908-9439 or check website for Price



Manufacturer: EI ATTACHMENTS
Machine Size: SSL
Description: CEMENT MIXING BUCKET**.59 YARDS
Attachment Size: .59 YARDS

08BM0600 (#IS3632-023-61)

Call 770-908-9439 or check website for Price



Manufacturer: EI ATTACHMENTS
Machine Size: SSL
Description: CEMENT MIXING BUCKET**.78 YARDS
Attachment Size: .78 YARDS

08BM0700 (#IS3633-023-61)

Call 770-908-9439 or check website for Price



Manufacturer: EI ATTACHMENTS
Machine Size: SSL
Description: CEMENT MIXING BUCKET**.92 YARDS
Attachment Size: .92 YARDS

780950 (#IS0893-023-02)



Manufacturer: WORKSAVER INC.
Machine Size: SSL
Description: Skid Steer Mixer (SS-590). 5 Cu. Ft. (1 bag mix). Hydraulic driven mixer with parking stands. Internally welded mixing paddles for proper mixing. Includes flow control valve (on/off) for easy operation. With hoses and flat face couplers.

Call 770-908-9439 or check website for Price

GPM: 15-23
Attachment Size: 1 BAG MIX

CEMENT MIXING BUCKET TELEHANDLER

08BM01100 (#IS3639-023-61)



Manufacturer: EI ATTACHMENTS
Machine Size: TELEHANDLER
Description: CEMENT MIXING BUCKET***MUST SPECIFY MOUNT***1.44 YARDS

Call 770-908-9439 or check website for Price

Attachment Size: 1.44 YARDS

08BM0250 (#IS3623-023-61)



Manufacturer: EI ATTACHMENTS
Machine Size: TELEHANDLER
Description: CEMENT MIXING BUCKET***MUST SPECIFY MOUNT***.32 YARDS

Call 770-908-9439 or check website for Price

Attachment Size: .32 YARDS

08BM0350 (#IS3622-023-61)



Manufacturer: EI ATTACHMENTS
Machine Size: TELEHANDLER
Description: CEMENT MIXING BUCKET***MUST SPECIFY MOUNT***.45 YARDS

Call 770-908-9439 or check website for Price

Attachment Size: .45 YARDS

08BM0450 (#IS3640-023-61)



Manufacturer: EI ATTACHMENTS
Machine Size: TELEHANDLER
Description: CEMENT MIXING BUCKET***MUST SPECIFY MOUNT***.59 YARDS

Call 770-908-9439 or check website for Price

Attachment Size: .59 YARDS

08BM0600 (#IS3641-023-61)



Manufacturer: EI ATTACHMENTS
Machine Size: TELEHANDLER
Description: CEMENT MIXING BUCKET***MUST SPECIFY MOUNT***.78 YARDS

Call 770-908-9439 or check website for Price

Attachment Size: .78 YARDS

08BM0700 (#IS3642-023-61)



Manufacturer: EI ATTACHMENTS
Machine Size: TELEHANDLER
Description: CEMENT MIXING BUCKET***MUST SPECIFY MOUNT***.92 YARDS

Call 770-908-9439 or check website for Price

Attachment Size: .92 YARDS

CEMENT MIXING BUCKET WHEEL LOADER

08BM01100 (#IS3647-023-61)



Manufacturer: EI ATTACHMENTS
Machine Size: WHEEL LOADER
Description: CEMENT MIXING BUCKET***MUST SPECIFY MOUNT***1.44 YARDS

Call 770-908-9439 or check website for Price

Attachment Size: 1.44 YARDS

CHICKEN HOUSE BLOWER

CHICKEN HOUSE BLOWER (#IS1559-023-18)



Manufacturer: BIG JOHN MANUFACTURING CO.
Machine Size:
Description: BIG JOHN CHICKEN HOUSE BLOWER

Call 770-908-9439 or check website for Price

Attachment Size:

COLD PLANER SKID STEER

**Prices subject to change at anytime..call for most up-to-date pricing.

100266/17778/120002/116745 (#IS3455-025-34)



Manufacturer: PALADIN
Machine Size: SSL 31GPM-44GPM
Description: 24" COLD PLANER **PLUG AND PLAY**CNH, Kubota SVL Series 2, Kubota SSV-2

Call 770-908-9439 or check website for Price

GPM: 31-44
Attachment Size: 24" WORKING WIDTH

LAF5413-0022/07-10013 (#IS1660-025-34)



Manufacturer: PALADIN
Machine Size: SSL 24GPM-45GPM
Description: 16" COLD PLANER **PLUG AND PLAY**Independent control box

Call 770-908-9439 or check website for Price

GPM: 24-45
Attachment Size: 16" WORKING WIDTH

LAF5418-0022/07-10013 (#IS1661-025-34)



Manufacturer: PALADIN
Machine Size: SSL 26GPM-45GPM
Description: 18" COLD PLANER **PLUG AND PLAY**Independent control box

Call 770-908-9439 or check website for Price

GPM: 26-45
Attachment Size: 18" WORKING WIDTH

LAF5424-0022/07-10013 (#IS1657-025-34)



Manufacturer: PALADIN
Machine Size: SSL 28GPM-45GPM
Description: 24" COLD PLANER **PLUG AND PLAY**Independent control box

Call 770-908-9439 or check website for Price

GPM: 28-45
Attachment Size: 24" WORKING WIDTH

LAF5430-0022/07-10013 (#IS1544-025-34)



Manufacturer: PALADIN
Machine Size: SSL 28GPM-45GPM
Description: 30" COLD PLANER **PLUG AND PLAY**Independent control box

Call 770-908-9439 or check website for Price

GPM: 28-45
Attachment Size: 30" WORKING WIDTH

LAF5436-0022/07-10013 (#IS1659-025-34)



Manufacturer: PALADIN
Machine Size: SSL 31GPM-45GPM
Description: 36" COLD PLANER **PLUG AND PLAY**Independent control box

Call 770-908-9439 or check website for Price

GPM: 31-45
Attachment Size: 36" WORKING WIDTH

CONCRETE PULVERIZER EXCAVATOR

13CP-34 (#IS2134-034-54)



Manufacturer: NM ATTACHMENTS
Machine Size: 24000LBS-33000LBS
Description: CONCRETE PULVERIZERS The concrete Pulverizer is a heavy-duty design with multiple tine configurations and has a multiple position stiff arm.**MUST SPECIFY MOUNT**

Call 770-908-9439 or check website for Price

Attachment Size: 3 OVER 4 JAW CONFIGURATION

15CP-34 (#IS2145-034-54)



Manufacturer: NM ATTACHMENTS
Machine Size: 33000LBS-45000LBS
Description: CONCRETE PULVERIZERS The concrete Pulverizer is a heavy-duty design with multiple tine configurations and has a multiple position stiff arm.**MUST SPECIFY MOUNT**

Call 770-908-9439 or check website for Price

Attachment Size: 3 OVER 4 JAW CONFIGURATION

20CP-34/20CP-RS (#IS2164-034-54)



Manufacturer: NM ATTACHMENTS
Machine Size: 45000LBS-55000LBS
Description: CONCRETE PULVERIZERS The concrete Pulverizer is a heavy-duty design with multiple tine configurations and has a multiple position stiff arm WITH A REBAR CUTTER.**MUST SPECIFY MOUNT**

Call 770-908-9439 or check website for Price

Attachment Size: 3 OVER 4 JAW CONFIGURATION

20CP-45/20CP-RS (#IS2165-034-54)

Call 770-908-9439 or check website for Price



Manufacturer NM ATTACHMENTS

Machine Size: 45000LBS-55000LBS

Attachment Size: 4 OVER 5 JAW CONFIGURATION

Description: CONCRETE PULVERIZERS The concrete Pulverizer is a heavy-duty design with multiple tine configurations and has a multiple position stiff arm. WITH REBAR CUTTER**MUST SPECIFY MOUNT**

25CP-34 (#IS2667-034-54)

Call 770-908-9439 or check website for Price



Manufacturer NM ATTACHMENTS

Machine Size: 55,000LBS-65,000LBS

Attachment Size: 3 OVER 4 JAW CONFIGURATION

Description: CONCRETE PULVERIZERS The concrete Pulverizer is a heavy-duty design with multiple tine configurations and has a multiple position stiff arm.**MUST SPECIFY MOUNT**

25CP-45 (#IS2668-034-54)

Call 770-908-9439 or check website for Price



Manufacturer NM ATTACHMENTS

Machine Size: 55,000LBS-65,000LBS

Attachment Size: 4 OVER 5 JAW CONFIGURATION

Description: CONCRETE PULVERIZERS The concrete Pulverizer is a heavy-duty design with multiple tine configurations and has a multiple position stiff arm.**MUST SPECIFY MOUNT**

30CP-34 (#IS2669-034-54)

Call 770-908-9439 or check website for Price



Manufacturer NM ATTACHMENTS

Machine Size: 65,000LBS - 90,000LBS

Attachment Size: 3 OVER 4 JAW CONFIGURATION

Description: CONCRETE PULVERIZERS The concrete Pulverizer is a heavy-duty design with multiple tine configurations and has a multiple position stiff arm.**MUST SPECIFY MOUNT**

30CP-45 (#IS2575-034-54)

Call 770-908-9439 or check website for Price



Manufacturer NM ATTACHMENTS

Machine Size: 65,000LBS-90,000LBS

Attachment Size: 4 OVER 5 JAW CONFIGURATION

Description: CONCRETE PULVERIZERS The concrete Pulverizer is a heavy-duty design with multiple tine configurations and has a multiple position stiff arm.**MUST SPECIFY MOUNT**

CONCRETE SLAB BUCKET

8CS-24 (#IS3829-034-54)

Call 770-908-9439 or check website for Price



Manufacturer NM ATTACHMENTS

Machine Size: 140000LBS-24000LBS

Attachment Size: 12" SLAB 4 TEETH 24' WIDE

Description: CONCRETE SLAB BUCKET WEIGHT 650LBS

8CS-36 (#IS3827-034-54)

Call 770-908-9439 or check website for Price



Manufacturer NM ATTACHMENTS

Machine Size: 140000LBS-24000LBS

Attachment Size: 12" SLAB 6 TEETH 36" WIDE

Description: CONCRETE SLAB BUCKET WEIGHT 750LBS

CORN STALK CHOPPER TRACTOR

SCORPIO/P 400 (#IS3996-000-66)

Call 770-908-9439 or check website for Price



Manufacturer CELLI

Machine Size: TRACTOR MIN HP 100 (MAX HP 180)

WEIGHT 5061 LBS

Attachment Size: 13' 2" WORKING WIDTH

Description: SCORPIO FOLDING CORN STALK CHOPPER (FOLDS TO 8')

SCORPIO/P 450 (#IS3997-000-66)

Call 770-908-9439 or check website for Price



Manufacturer CELLI

Machine Size: TRACTOR MIN HP 120 (MAX HP 180)

WEIGHT 5313 LBS

Attachment Size: 14' 8" WORKING WIDTH

Description: SCORPIO FOLDING CORN STALK CHOPPER (FOLDS TO 8')

SCORPIO/P 500 (#IS3998-000-66)



Manufacturer: CELLI
Machine Size: TRACTOR MIN HP 140 (MAX HP 180)
Description: SCORPIO FOLDING CORN STALK CHOPPER (FOLDS TO 8')

Call 770-908-9439 or check website for Price

WEIGHT: 5564 LBS
Attachment Size: 14' 8" WORKING WIDTH

COUPLER HYDRAULIC PIN GRAB EXCAVATOR

CMI-070 (#IS2821-034-54)



Manufacturer: NM ATTACHMENTS
Machine Size: 12000LBS-14000LBS
Description: HYDRAULIC PIN GRAB COUPLER (INSTALL KIT INCLUDED)

Call 770-908-9439 or check website for Price

Attachment Size:

CMI-320 (#IS2828-034-54)



Manufacturer: NM ATTACHMENTS
Machine Size: 65000LBS-90000LBS
Description: HYDRAULIC PIN GRAB COUPLER (WITH INSTALL KIT)

Call 770-908-9439 or check website for Price

Attachment Size:

CASE

CMI-099 (#IS2762-034-54)



Manufacturer: NM ATTACHMENTS
Machine Size: 14000LBS-24000LBS
Description: HYDRAULIC PIN GRAB COUPLER (INSTALL KIT INCLUDED)

Call 770-908-9439 or check website for Price

Attachment Size:

COUPLER KUBOTA QUICK ATTACH

1EXBCP001 (121) (#IS4133-000-69)



Manufacturer: CONSTRUCTION ATTACHMENTS
Machine Size: KX71-3, KX040-4R1, KX91, KX121, U35-4R1, KX033-4R1
Description: KUBOTA EXCAVATOR QUICK ATTACH COUPLER 18 Month Factory Warranty

Call 770-908-9439 or check website for Price

WEIGHT: 72 LBS
Attachment Size: QA

1EXBCP002 (057) (#IS4148-000-69)



Manufacturer: CONSTRUCTION ATTACHMENTS
Machine Size: U55-4R1, KX057-4R1, U48
Description: KUBOTA EXCAVATOR QUICK ATTACH COUPLER 18 Month Factory Warranty

Call 770-908-9439 or check website for Price

WEIGHT: 93 LBS
Attachment Size: QA

1EXBCP003 (161) (#IS4149-000-69)



Manufacturer: CONSTRUCTION ATTACHMENTS
Machine Size: KX161, U45
Description: KUBOTA EXCAVATOR QUICK ATTACH COUPLER

Call 770-908-9439 or check website for Price

WEIGHT: 110 LBS
Attachment Size: QA

1EXBCP004 (080) (#IS4150-000-69)



Manufacturer: CONSTRUCTION ATTACHMENTS
Machine Size: KX080-3
Description: KUBOTA EXCAVATOR QUICK ATTACH COUPLER

Call 770-908-9439 or check website for Price

WEIGHT: 172 LBS
Attachment Size: QA

COUPLER MANUAL PIN GRABBER EXCAVATOR

HMI-099 (#IS2822-034-54)



Manufacturer: NM ATTACHMENTS
Machine Size: 14000LBS-24000LBS
Description: MECHANICAL PIN GRAB COUPLER

Call 770-908-9439 or check website for Price

Attachment Size:

PGC-100 (#IS3705-023-59)



Manufacturer: IS ATTACHMENTS
Machine Size: 4000LBS-9000LBS
Description: COUPLER MANUAL PIN GRABBER

Call 770-908-9439 or check website for Price

Attachment Size:

PGC-105 (#IS3704-023-59)



Manufacturer: IS ATTACHMENTS
Machine Size: 10000LBS-12000LBS
Description: COUPLER MANUAL PIN GRABBER

Call 770-908-9439 or check website for Price

Attachment Size:

PGC-110 (#IS3703-023-59)



Manufacturer: IS ATTACHMENTS
Machine Size: 12000LBS-18000LBS
Description: COUPLER MANUAL PIN GRABBER

Call 770-908-9439 or check website for Price

Attachment Size:

PGC-120 (#IS3702-023-59)



Manufacturer: IS ATTACHMENTS
Machine Size: 18000LBS-24000LBS
Description: COUPLER MANUAL PIN GRABBER

Call 770-908-9439 or check website for Price

Attachment Size:

PGC-125 (#IS3701-023-59)



Manufacturer: IS ATTACHMENTS
Machine Size: 24000LBS-30000LBS
Description: COUPLER MANUAL PIN GRABBER

Call 770-908-9439 or check website for Price

Attachment Size:

PGC-135 (#IS3700-023-59)



Manufacturer: IS ATTACHMENTS
Machine Size: 30000LBS-39000LBS
Description: COUPLER MANUAL PIN GRABBER

Call 770-908-9439 or check website for Price

Attachment Size:

PGC-145 (#IS3699-023-59)



Manufacturer: IS ATTACHMENTS
Machine Size: 39000LBS-49000LBS
Description: COUPLER MANUAL PIN GRABBER

Call 770-908-9439 or check website for Price

Attachment Size:

PGC-155 (#IS3698-023-59)



Manufacturer: IS ATTACHMENTS
Machine Size: 59000LBS-69000LBS
Description: COUPLER MANUAL PIN GRABBER

Call 770-908-9439 or check website for Price

Attachment Size:

SANY

HMI-070 (#IS2763-034-54)



Manufacturer: NM ATTACHMENTS
Machine Size: 12000LBS-14000LBS
Description: MECHANICAL PIN GRAB COUPLER

Call 770-908-9439 or check website for Price

Attachment Size:

COUPLER PIN ON SKID STEER

MAA (#IS3824-023-50)



Manufacturer: MARTATCH
Machine Size: SSL
Description: ADAPTER BRACKET FOR SKID STEER PIN ON

Call 770-908-9439 or check website for Price

Attachment Size:

CULTIPACKER 3PT HITCH

KP-72 (#IS0187-023-29)



Manufacturer: KASCO MANUFACTURING CO. INC.
Machine Size: 3PT
Description: CULTIPACKER Kasco's durable Kultipackers use heavy duty cast iron press wheels.

Call 770-908-9439 or check website for Price

Attachment Size: 72" WORKING WIDTH

KP-96 (#IS0188-023-29)



Manufacturer: KASCO MANUFACTURING CO. INC.
Machine Size: 3PT
Description: CULTIPACKER Kasco's durable Kultipackers use heavy duty cast iron press wheels.

Call 770-908-9439 or check website for Price

Attachment Size: 96" WORKING WIDTH

CULTIPACKER UTV/ATV

940435 (#IS0039-023-02)



Manufacturer: WORKSAVER INC.
Machine Size: ATV/COMPACT TRACTOR
Description: 4 ft. Flip Over Cultipacker with Clevis Hitch for ATVs and Garden Tractors up to 22 hp

Call 770-908-9439 or check website for Price

Attachment Size: 4' WORKING WIDTH

CULTIVATOR 3-in-1 SOIL CONDITIONER

SC10 (#IS1711-023-32)



Manufacturer: NORTHSTAR ATTACHMENTS
Machine Size: 38HP-67HP
Description: 10' Soil Conditioner w/ 19 Shanks, Cat. 2, 3-pt. Hitch

Call 770-908-9439 or check website for Price

Attachment Size: 10' WORKING WIDTH

SC12 (#IS1712-023-32)



Manufacturer: NORTHSTAR ATTACHMENTS
Machine Size: 46HP-81HP
Description: 12' Soil Conditioner w/ 23 Shanks, Cat. 2, 3-pt. Hitch

Call 770-908-9439 or check website for Price

Attachment Size: 12' WORKING WIDTH

SC15 (#IS1713-023-32)



Manufacturer: NORTHSTAR ATTACHMENTS
Machine Size: 58HP-102HP
Description: 15' Soil Conditioner w/ 29 Shanks, Cat. 2, 3-pt. Hitch

Call 770-908-9439 or check website for Price

Attachment Size: 15' WORKING WIDTH

SC4 (#IS1705-023-32)



Manufacturer: NORTHSTAR ATTACHMENTS
Machine Size: 14HP-25HP
Description: 4' Soil Conditioner w/ 7 Shanks, Cat. 1, 3-pt. Hitch

Call 770-908-9439 or check website for Price

Attachment Size: 4' WORKING WIDTH

SC5 (#IS1706-023-32)



Manufacturer: NORTHSTAR ATTACHMENTS
Machine Size: 18HP-32HP
Description: 5' Soil Conditioner w/ 9 Shanks, Cat. 1, 3-pt. Hitch

Call 770-908-9439 or check website for Price

Attachment Size: 5' WORKING WIDTH

SC5.5 (#IS1707-023-32)



Manufacturer: NORTHSTAR ATTACHMENTS
Machine Size: 20HP-35HP
Description: 5-1/2' Soil Conditioner w/ 10 Shanks, Cat. 1, 3-pt. Hitch

Call 770-908-9439 or check website for Price

Attachment Size: 5'5" WORKING WIDTH

SC6 (#IS1708-023-32)



Manufacturer: NORTHSTAR ATTACHMENTS
Machine Size: 22HP-39HP
Description: 6' Soil Conditioner w/ 11 Shanks, Cat. 1, 3-pt. Hitch

Call 770-908-9439 or check website for Price

Attachment Size: 6' WORKING WIDTH

SC7 (#IS1709-023-32)



Manufacturer: NORTHSTAR ATTACHMENTS
Machine Size: 26HP-46HP
Description: 7' Soil Conditioner w/ 13 Shanks, Cat. 1, 3-pt. Hitch

Call 770-908-9439 or check website for Price

Attachment Size: 7' WORKING WIDTH

SC8 (#IS1710-023-32)



Manufacturer: NORTHSTAR ATTACHMENTS
Machine Size: 35HP-53HP
Description: 8' Soil Conditioner w/15 Shanks, Cat. 2, 3-pt. Hitch

Call 770-908-9439 or check website for Price

Attachment Size: 8' WORKING WIDTH

CULTIVATOR S TINE

CU-5 (#IS3900-000-64)



Manufacturer: MK MARTIN
Machine Size: TRACTOR
Description: Cultivator

Call 770-908-9439 or check website for Price

WEIGHT: 164 LBS
Attachment Size: 60" WORKING WIDTH

CU-6 (#IS3901-000-64)



Manufacturer: MK MARTIN
Machine Size: TRACTOR
Description: Cultivator

Call 770-908-9439 or check website for Price

WEIGHT: 193 LBS
Attachment Size: 72" WORKING WIDTH

CU-7 (#IS3902-000-64)



Manufacturer: MK MARTIN
Machine Size: TRACTOR
Description: Cultivator

Call 770-908-9439 or check website for Price

WEIGHT: 222 LBS
Attachment Size: 84" WORKING WIDTH

Y60FC (#IS1588-025-52)



Manufacturer: FARM KING
Machine Size: 3PT
Description: 60" Cultivator c/w 9 tines and reversible points

Call 770-908-9439 or check website for Price

Attachment Size: 60" WORKING WIDTH

Y72FC (#IS1589-025-52)



Manufacturer: FARM KING
Machine Size: 3PT
Description: 72" Cultivator c/w 11 tines and reversible points

Call 770-908-9439 or check website for Price

Attachment Size: 72" WORKING WIDTH

Y84FC (#IS1590-025-52)



Manufacturer: FARM KING
Machine Size: 3PT
Description: 84" Cultivator c/w 13 tines and reversible points

Call 770-908-9439 or check website for Price

Attachment Size: 84" WORKING WIDTH

CULTIVATOR S TINE WITH GAUGE WHEELS

Y607FC (#IS3366-025-52)



Manufacturer: FARM KING
Machine Size: 3PT
Description: 60" Cultivator c/w 9 tines, 7" sweeps and gauge wheels

Call 770-908-9439 or check website for Price

Attachment Size: 60" WORKING WIDTH

Y727FC (#IS3367-025-52)



Manufacturer: FARM KING
Machine Size: 3PT
Description: 72" Cultivator c/w 11 tines, 7" sweeps and gauge wheels

Call 770-908-9439 or check website for Price

Attachment Size: 72" WORKING WIDTH

Y847FC (#IS3368-025-52)



Manufacturer: FARM KING
Machine Size: 3PT
Description: 84" Cultivator c/w 13 tines, 7" sweeps and gauge wheels

Call 770-908-9439 or check website for Price

Attachment Size: 84" WORKING WIDTH

DEBRIS BLOWER TRACTOR

DB2700 (#IS2352-025-56)



Manufacturer: HARPER INDUSTRIES
Machine Size: 25HP MINIMUM
Description: DEBRIS BLOWER DB2700 PTO POWERED

Call 770-908-9439 or check website for Price

Attachment Size: 27" DIAMETER FAN

DB3600 (#IS2353-025-56)



Manufacturer: HARPER INDUSTRIES
Machine Size: 30HP MINIMUM
Description: DB3600 DEBRIS BLOWER PTO POWERED

Call 770-908-9439 or check website for Price

Attachment Size: 36" DIAMETER FAN

DISC GRINDER SKID STEER

125260-9925 (#IS3051-025-34)



Manufacturer: PALADIN
Machine Size: SSL 35GPM-45GPM
Description: FORESTRY DISC GRINDER**CASE DRAIN REQUIRED**WEIGHT 2217LBS

Call 770-908-9439 or check website for Price

GPM: 35-45

Attachment Size: 60" CUTTING WIDTH

DISC HARROW 3PT TANDEM

BDH-1100-3022 (#IS0061-025-19)



Manufacturer: BROWN
Machine Size: MINIMUM 95HP 4WD
Description: 11'9" 3PT HITCH DISC HARROW

Call 770-908-9439 or check website for Price

WEIGHT: 2020LBS

Attachment Size: 11'9" CUTTING WIDTH

BDH-1100-3422 (#IS0062-025-19)



Manufacturer: BROWN
Machine Size: MINIMUM 95HP 4WD
Description: 11' 3PT HITCH DISC HARROW

Call 770-908-9439 or check website for Price

WEIGHT: 2045LBS

Attachment Size: 11' CUTTING WIDTH

BDH-1250-3422 (#IS0063-025-19)



Manufacturer: BROWN
Machine Size: MINIMUM 115HP 4WD
Description: 13'2" 3PT HITCH DISC HARROW

Call 770-908-9439 or check website for Price

WEIGHT: 2740LBS

Attachment Size: 13'2" CUTTING WIDTH

BDH-1250-3822 (#IS0064-025-19)



Manufacturer: BROWN
Machine Size: MINIMUM 115HP 4WD
Description: 12'8" 3PT HITCH DISC HARROW

Call 770-908-9439 or check website for Price

WEIGHT: 2790LBS

Attachment Size: 12'8" CUTTING WIDTH

BDH-1400-3822 (#IS0065-025-19)



Manufacturer: BROWN
Machine Size: MINIMUM 125HP 4WD
Description: 14'6" 3PT HITCH DISC HARROW

Call 770-908-9439 or check website for Price

WEIGHT: 2954LBS

Attachment Size: 14'6" CUTTING WIDTH

BDH-1400-4222 (#IS0066-025-19)



Manufacturer: BROWN
Machine Size: MINIMUM 125HP 4WD
Description: 13' 11" 3PT HITCH DISC HARROW

Call 770-908-9439 or check website for Price

WEIGHT: 3015LBS

Attachment Size: 13'11" CUTTING WIDTH

**Prices subject to change at anytime..call for most up-to-date pricing.

BDH-600-1620 (#IS0067-025-19)



Manufacturer: BROWN
Machine Size: 55HP MINIMUM
Description: DISC HARROW, 16/20" DIA., 9/9 SPACING

Call 770-908-9439 or check website for Price

WEIGHT: 1095LBS
Attachment Size: 6'4" CUTTING WIDTH

BDH-600-1622 (#IS0068-025-19)



Manufacturer: BROWN
Machine Size: 55HP MINIMUM
Description: DISC HARROW, 16/22" DIA., 9/9 SPACING

Call 770-908-9439 or check website for Price

WEIGHT: 1135LBS
Attachment Size: 6'4" CUTTING WIDTH

BDH-600-1820 (#IS0069-025-19)



Manufacturer: BROWN
Machine Size: 55HP MINIMUM
Description: DISC HARROW, 18/20" DIA., 9/7 SPACING

Call 770-908-9439 or check website for Price

WEIGHT: 1125LBS
Attachment Size: 6'4" CUTTING WIDTH

BDH-600-1822 (#IS0070-025-19)



Manufacturer: BROWN
Machine Size: 55HP MINIMUM
Description: DISC HARROW, 18/22" DIA., 9/7 SPACING

Call 770-908-9439 or check website for Price

WEIGHT: 1175LBS
Attachment Size: 6'4" CUTTING WIDTH

BDH-750-2020 (#IS0073-025-19)



Manufacturer: BROWN
Machine Size: 70HP MINIMUM
Description: DISC HARROW, 20/20" DIA., 9/9 SPACING

Call 770-908-9439 or check website for Price

WEIGHT: 1215LBS
Attachment Size: 7'6" CUTTING WIDTH

BDH-750-2022 (#IS0074-025-19)



Manufacturer: BROWN
Machine Size: 70HP MINIMUM
Description: DISC HARROW, 20/22" DIA., 9/9 SPACING

Call 770-908-9439 or check website for Price

WEIGHT: 1275LBS
Attachment Size: 7'6" CUTTING WIDTH

BDH-750-2220 (#IS0075-025-19)



Manufacturer: BROWN
Machine Size: 70HP MINIMUM
Description: DISC HARROW, 22/20" DIA., 9/7 SPACING

Call 770-908-9439 or check website for Price

WEIGHT: 1240LBS
Attachment Size: 7'6" CUTTING WIDTH

BDH-750-2222 (#IS0076-025-19)



Manufacturer: BROWN
Machine Size: 70HP MINIMUM
Description: DISC HARROW, 22/22" DIA., 9/7 SPACING

Call 770-908-9439 or check website for Price

WEIGHT: 1310LBS
Attachment Size: 7'6" CUTTING WIDTH

BDH-900-2420 (#IS0079-025-19)



Manufacturer: BROWN
Machine Size: 85HP MINIMUM
Description: DISC HARROW, 24/20" DIA., 9/9 SPACING

Call 770-908-9439 or check website for Price

WEIGHT: 1385LBS
Attachment Size: 9'1" CUTTING WIDTH

BDH-900-2422 (#IS0080-025-19)



Manufacturer: BROWN
Machine Size: 85HP MINIMUM
Description: DISC HARROW, 24/22" DIA., 9/9 SPACING

Call 770-908-9439 or check website for Price

WEIGHT: 1455LBS
Attachment Size: 9'1" CUTTING WIDTH

BDH-900-2620 (#IS0081-025-19)



Manufacturer: BROWN
Machine Size: 85HP MINIMUM
Description: DISC HARROW, 26/20" DIA., 9/7 SPACING

Call 770-908-9439 or check website for Price

WEIGHT: 1410LBS
Attachment Size: 9'1" CUTTING WIDTH

BDH-900-2622 (#IS0082-025-19)



Manufacturer: BROWN
Machine Size: 85HP MINIMUM
Description: DISC HARROW, 26/22" DIA., 9/7 SPACING

Call 770-908-9439 or check website for Price

WEIGHT: 1485LBS
Attachment Size: 9'1" CUTTING WIDTH

Y505TD (#IS1597-025-52)



Manufacturer: FARM KING
Machine Size: 20HP-40HP
Description: 5 1/2' CUTTING WIDTH DISC HARROW**SET UP FROM FACTORY**

Call 770-908-9439 or check website for Price

Attachment Size: 5'5" CUTTING WIDTH

Y605TD (#IS1605-025-52)



Manufacturer: FARM KING
Machine Size: 40HP-55HP
Description: 6'1/2" CUTTING WIDTH DISC HARROW**SET UP FROM FACTORY**

Call 770-908-9439 or check website for Price

Attachment Size: 6'6" CUTTING WIDTH

Y705TD (#IS1606-025-52)



Manufacturer: FARM KING
Machine Size: 40HP-65HP
Description: 7'1/2" CUTTING WIDTH DISC HARROW**SET UP FROM FACTORY**

Call 770-908-9439 or check website for Price

Attachment Size: 7'6" CUTTING WIDTH

Y805TD (#IS1608-025-52)



Manufacturer: FARM KING
Machine Size: 85HP
Description: 8'1/2" CUTTING WIDTH DISC HARROW**SET UP FROM FACTORY**

Call 770-908-9439 or check website for Price

Attachment Size: 8'6" CUTTING WIDTH

DISC HARROW OFFSET 3PT

OSL-600-1622 (#IS0148-025-19)



Manufacturer: BROWN
Machine Size: 60HP MINIMUM
Description: 6' OFFSET 16/22" DIA., 9/9 SPACING

Call 770-908-9439 or check website for Price

WEIGHT: 1310LBS
Attachment Size: 6' CUTTING WIDTH

OSL-750-2022 (#IS0149-025-19)



Manufacturer: BROWN
Machine Size: 75HP MINIMUM
Description: 7'6" OFFSET 20/22" DIA., 9/9 SPACING

Call 770-908-9439 or check website for Price

WEIGHT: 1455LBS
Attachment Size: 7'6" CUTTING WIDTH

OSL-900-2422 (#IS0150-025-19)



Manufacturer: BROWN
Machine Size: 85HP MINIMUM
Description: 9' OFFSET 24/22" DIA., 9/9 SPACING

Call 770-908-9439 or check website for Price

WEIGHT: 1830LBS
Attachment Size: 9' CUTTING WIDTH

DISC HARROW PULL TYPE

395/EZ398-468 (#IS1756-025-52)



Manufacturer: FARM KING
Machine Size:
Description: TANDEM DISC

Call 770-908-9439 or check website for Price

Attachment Size: 16' WORKING WIDTH

4490/EZ449946SN (#IS1757-025-52)




Manufacturer: FARM KING
Machine Size:
Description: FARM KING TANDEM DISCS ARE BUILT TO HANDLE AND INCORPORATE HEAVY CROP RESIDUE.

Call 770-908-9439 or check website for Price

Attachment Size: 18'9" WORKING WIDTH

4590/EZ459882N (#IS1758-025-52)

Call 770-908-9439 or check website for Price



Manufacturer: FARM KING


Machine Size:

Attachment Size: 28'8" WORKING WIDTH

Description: FARM KING TANDEM DISCS ARE BUILT TO HANDLE AND INCORPORATE HEAVY CROP RESIDUE.

6650/EZ665074W (#IS1759-025-52)

Call 770-908-9439 or check website for Price



Manufacturer: FARM KING

Machine Size:

Attachment Size: 32'10" WORKING WIDTH

Description: FARM KING TANDEM DISCS ARE BUILT TO HANDLE AND INCORPORATE HEAVY CROP RESIDUE.

BDHP-1100-3022 (#IS0086-025-19)

Call 770-908-9439 or check website for Price



Manufacturer: BROWN

Machine Size: 85HP MINIMUM

WEIGHT: 3109LBS

Attachment Size: 11'9" CUTTING WIDTH

Description: 9/9 Pull Disc Harrow w FF - Pull Type with Furrow Fillers

BDHP-1100-3422 (#IS0088-025-19)

Call 770-908-9439 or check website for Price



Manufacturer: BROWN

Machine Size: 85HP MINIMUM

WEIGHT: 3146LBS

Attachment Size: 11' CUTTING WIDTH

Description: Pull Type 9/7 Pull Disc Harrow with Furrow Fillers

BDHP-1250-3422 (#IS0089-025-19)

Call 770-908-9439 or check website for Price



Manufacturer: BROWN

Machine Size: 120HP MINIMUM

WEIGHT: 3829LBS

Attachment Size: 13'2" CUTTING WIDTH

Description: Pull Type 9/9 Pull Disc Harrow with Furrow Fillers

BDHP-1250-3822 (#IS0090-025-19)

Call 770-908-9439 or check website for Price



Manufacturer: BROWN

Machine Size: 120HP MINIMUM

WEIGHT: 3845LBS

Attachment Size: 12'8" CUTTING WIDTH

Description: Pull Type 9/7 Pull Disc Harrow with Furrow Fillers

BDHP-1400-3822 (#IS0091-025-19)

Call 770-908-9439 or check website for Price



Manufacturer: BROWN

Machine Size: 130HP MINIMUM

WEIGHT: 4043LBS

Attachment Size: 14'6" CUTTING WIDTH

Description: Pull Type 9/9 Pull Disc Harrow with Furrow Fillers

BDHP-1400-4222 (#IS0092-025-19)

Call 770-908-9439 or check website for Price



Manufacturer: BROWN

Machine Size: 130HP MINIMUM

WEIGHT: 4074LBS

Attachment Size: 13'11" CUTTING WIDTH

Description: Pull Type 9/7 Pull Disc Harrow with Furrow Fillers

BDHP-900-2422 (#IS0093-025-19)

Call 770-908-9439 or check website for Price



Manufacturer: BROWN

Machine Size: 85HP MINIMUM

WEIGHT: 2544LBS

Attachment Size: 9'1" CUTTING WIDTH

Description: Pull Type 9/9 Pull Disc Harrow

BDHP-900-2622 (#IS0094-025-19)

Call 770-908-9439 or check website for Price



Manufacturer: BROWN

Machine Size: 85HP MINIMUM

WEIGHT: 2610LBS

Attachment Size: 8'11" CUTTING WIDTH

Description: Pull Type 9/7 Pull Disc Harrow

E21225M3310-10 (#IS1654-025-52)

Call 770-908-9439 or check website for Price



Manufacturer: FARM KING

Machine Size:

Attachment Size: 15'10" WORKING WIDTH

Description: FARM KING PULLTYPE OFFSET DISCS

DISC MOWER

801.302 (#IS1726-025-40)

Call 770-908-9439 or check website for Price



Manufacturer: SITREX
Machine Size: 40HP
Description: DM4 DISC MOWER Rotating Discs 4,Cutting Blades 8,Weight 700 Lbs

Attachment Size: 5'5" WORKING WIDTH

801.303 (#IS1727-025-40)

Call 770-908-9439 or check website for Price



Manufacturer: SITREX
Machine Size: 45HP
Description: DM5 DISC MOWER Rotating Discs 5,Cutting Blades 10,Weight 810 Lbs

Attachment Size: 6'8" WORKING WIDTH

801.310 (#IS1729-025-40)

Call 770-908-9439 or check website for Price



Manufacturer: SITREX
Machine Size: 65HP
Description: DM7-S DISC MOWER Rotating Discs 7,Number Of Knives Per Disk 2 Weight 1300 Lbs

Attachment Size: 9'3" WORKING WIDTH

801.311 (#IS1728-025-40)

Call 770-908-9439 or check website for Price



Manufacturer: SITREX
Machine Size: 50HP
Description: DM6-S DISC MOWER Rotating Discs 6,Number Of Knives Per Disk 2,Weight 1235 Lbs

Attachment Size: 8' WORKING WIDTH

801.322 (#IS1730-025-40)

Call 770-908-9439 or check website for Price



Manufacturer: SITREX
Machine Size: 60HP
Description: DM8-S DISC MOWER Rotating Disc 8,Number Of Knives Per Disk 2,Weight 1400 Lbs

Attachment Size: 10'6" WORKING WIDTH

MDN4FK (#IS4104-025-52)

Call 770-908-9439 or check website for Price



Manufacturer: FARM KING
Machine Size:
Description: FARM KING DISC MOWER 5'4"

Attachment Size: 5'4"

MDN5FK (#IS4103-025-52)

Call 770-908-9439 or check website for Price



Manufacturer: FARM KING
Machine Size:
Description: FARM KING DISC MOWER 7'

Attachment Size: 7'

MDN6FK (#IS4102-025-52)

Call 770-908-9439 or check website for Price



Manufacturer: FARM KING
Machine Size:
Description: FARM KING DISC MOWER 8'1"

Attachment Size: 8'1"

MDN7FK (#IS3757-025-52)

Call 770-908-9439 or check website for Price



Manufacturer: FARM KING
Machine Size:
Description: FARM KING DISC MOWER 9'4"

Attachment Size: 9'4"

DISC MOWER CADDY

BCH610 (#IS2052-023-33)

Call 770-908-9439 or check website for Price



Manufacturer: OGDEN METALWORKS, INC.
Machine Size: TRACTOR
Description: DISC MOWER CADDY MAX CUTTING WIDTH 10'6"

Attachment Size: MAX 10'6"

MKC1200/MKC1202-H (#IS3839-000-64)



Manufacturer: MK MARTIN
Machine Size: TRACTOR
Description: Disc Mower Implement Caddy***OFFSET***Hydraulic Hydraulically lifts the mower up and down.

Call 770-908-9439 or check website for Price

WEIGHT: 1900 LBS
Attachment Size: MAXIMUM TOOL WEIGHT 1400LBS

MKC1201/MKC1202-H (#IS3840-000-64)



Manufacturer: MK MARTIN
Machine Size: TRACTOR
Description: Disc Mower Implement Caddy***INLINE***Hydraulic Hydraulically lifts the mower up and down.

Call 770-908-9439 or check website for Price

WEIGHT: 1835 LBS
Attachment Size: MAXIMUM TOOL WEIGHT 1600LBS

DOUBLE ROUND BALE GRABBER

MLBG2-A (#IS2065-023-50)



Manufacturer: MARTATCH
Machine Size: TRACTOR
Description: DOUBLE BALE GRABBER

Call 770-908-9439 or check website for Price

Attachment Size:

DOZER BLADE MINI SKID STEER

101777 (#IS2219-025-34)



Manufacturer: PALADIN
Machine Size: MINI
Description: 67" DOZER BLADE universal mount, flat face couplers Mini Angle Blades (includes hydraulic kit) **NO TILT**

Call 770-908-9439 or check website for Price

WEIGHT: 227LBS
Attachment Size: 67" WORKING WIDTH

102292/19577 (#IS2221-025-34)



Manufacturer: PALADIN
Machine Size: MINI
Description: 67" DOZER BLADE Mini Angle/Tilt Blades Universal Hitch/hydraulic/electric valve, flat face couplers

Call 770-908-9439 or check website for Price

WEIGHT: 299LBS
Attachment Size: 67" WORKING WIDTH

18999/19219 (#IS2220-025-34)



Manufacturer: PALADIN
Machine Size: MINI
Description: 46" DOZER BLADE Mini Angle/Tilt Blades Universal Hitch**ONLY NEED ONE REMOTE TO ALL FUNCTIONS**

Call 770-908-9439 or check website for Price

WEIGHT: 257LBS
Attachment Size: 46" WORKING WIDTH

2008100 (#IS2218-025-34)



Manufacturer: PALADIN
Machine Size: MINI
Description: 46" DOZER BLADE universal mount, flat face couplers Mini Angle Blades (includes hydraulic kit) **NO TILT**

Call 770-908-9439 or check website for Price

WEIGHT: 188LBS
Attachment Size: 46" WORKING WIDTH

DOZER BLADE SKID STEER

88861/113330 (#IS3320-025-34)



Manufacturer: PALADIN
Machine Size: SSL
Description: 84" DOZER BLADE TILT AND ANGLE**PLUG AND PLAY**ADAPTER HARNESS FOR IN-CAB CONTROL**14 PIN CONTROLS FOR TAKEUCHI MACHINES

Call 770-908-9439 or check website for Price

WEIGHT: 1300LBS
Attachment Size: 84" WORKING WIDTH

88861/15756 (#IS3347-025-34)



Manufacturer: PALADIN
Machine Size: SSL
Description: 84" DOZER BLADE TILT AND ANGLE**PLUG AND PLAY**INDEPENDENT CONTROL BOX*** electrical control box required if Skid-Steer is NOT equipped with attachment electrical controls

Call 770-908-9439 or check website for Price

WEIGHT: 1300LBS
Attachment Size: 84" WORKING WIDTH

88861/25886 (#IS3321-025-34)



Manufacturer: PALADIN
Machine Size: SSL
Description: 84" DOZER BLADE TILT AND ANGLE**PLUG AND PLAY**ADAPTER HARNESS FOR IN-CAB CONTROL**8 PIN CONTROLS ASV,CAT,KOMATSU MACHINES

Call 770-908-9439 or check website for Price

WEIGHT: 1300LBS
Attachment Size: 84" WORKING WIDTH

88861/25887 (#IS1933-025-34)



Manufacturer: PALADIN
Machine Size: SSL
Description: 84" DOZER BLADE TILT AND ANGLE**PLUG AND PLAY**ADAPTER HARNESS FOR IN-CAB CONTROL

Call 770-908-9439 or check website for Price

WEIGHT: 1300LBS
Attachment Size: 84" WORKING WIDTH

88861/25904 (#IS3319-025-34)



Manufacturer: PALADIN
Machine Size: SSL
Description: 84" DOZER BLADE TILT AND ANGLE**PLUG AND PLAY**ADAPTER HARNESS FOR IN-CAB CONTROL**14 PIN CONTROLS JOHN DEERE MACHINES

Call 770-908-9439 or check website for Price

WEIGHT: 1300LBS
Attachment Size: 84" WORKING WIDTH

89681/113330 (#IS3324-025-34)



Manufacturer: PALADIN
Machine Size: 96" DOZER BLADE
Description: 96" DOZER BLADE TILT AND ANGLE **PLUG AND PLAY**ADAPTER HARNESS FOR IN-CAB CONTROL**14 PIN CONTROLS

Call 770-908-9439 or check website for Price

WEIGHT: 1400LBS
Attachment Size: 96" DOZER BLADE

89681/15756 (#IS3346-025-34)



Manufacturer: PALADIN
Machine Size: 96" DOZER BLADE
Description: 96" DOZER BLADE TILT AND ANGLE **PLUG AND PLAY**INDEPENDENT CONTROL BOX

Call 770-908-9439 or check website for Price

WEIGHT: 1400LBS
Attachment Size: 96" DOZER BLADE

89681/25886 (#IS3323-025-34)



Manufacturer: PALADIN
Machine Size: 96" DOZER BLADE
Description: 96" DOZER BLADE TILT AND ANGLE **PLUG AND PLAY**ADAPTER HARNESS FOR IN-CAB CONTROL**8 PIN CONTROLS

Call 770-908-9439 or check website for Price

WEIGHT: 1400LBS
Attachment Size: 96" DOZER BLADE

89681/25887 (#IS1934-025-34)



Manufacturer: PALADIN
Machine Size: 96" DOZER BLADE
Description: 96" DOZER BLADE TILT AND ANGLE **PLUG AND PLAY**ADAPTER HARNESS FOR IN-CAB CONTROL**14 PIN CONTROLS

Call 770-908-9439 or check website for Price

WEIGHT: 1400LBS
Attachment Size: 96" DOZER BLADE

89681/25904 (#IS3322-025-34)



Manufacturer: PALADIN
Machine Size: 96" DOZER BLADE
Description: 96" DOZER BLADE TILT AND ANGLE **PLUG AND PLAY**ADAPTER HARNESS FOR IN-CAB CONTROL**14 PIN CONTROLS

Call 770-908-9439 or check website for Price

WEIGHT: 1400LBS
Attachment Size: 96" DOZER BLADE

MDBL84-A (#IS3831-023-50)



Manufacturer: MARTATCH
Machine Size: SSL
Description: 84" DIRT BLADE-24" HIGH

Call 770-908-9439 or check website for Price

Attachment Size: 84" WORKING WIDTH

MDBL96-A (#IS3832-023-50)



Manufacturer: MARTATCH
Machine Size: SSL
Description: 96" DIRT BLADE-24" HIGH

Call 770-908-9439 or check website for Price

Attachment Size: 96" WORKING WIDTH

DOZER ROOT RAKE

DR100-8-5x5 (#IS4698-023-59)



Manufacturer: IS ATTACHMENTS
Machine Size: 14000LBS - 22000LBS
Description: DOZER BLADE ROOT RAKE**14000LBS - 22000LBS DOZERS**

Call 770-908-9439 or check website for Price

WEIGHT: 990 LBS
Attachment Size: 100" WORKING WIDTH

DR112-9-5x5 (#IS4699-023-59)



Manufacturer: IS ATTACHMENTS
Machine Size: 14000LBS - 22000LBS
Description: DOZER BLADE ROOT RAKE**14000LBS - 22000LBS DOZERS**

Call 770-908-9439 or check website for Price

WEIGHT: 1065 LBS
Attachment Size: 112" WORKING WIDTH

DR120-9-6x6 (#IS4704-023-59)



Manufacturer: IS ATTACHMENTS
Machine Size: 22000LBS -45000LBS
Description: DOZER BLADE ROOT RAKE**22000LBS -45000LBS DOZERS**

Call 770-908-9439 or check website for Price

WEIGHT: 1565 LBS
Attachment Size: 120" WORKING WIDTH

DR126-10-5x5 (#IS4701-023-59)



Manufacturer: IS ATTACHMENTS
Machine Size: 14000LBS - 22000LBS
Description: DOZER BLADE ROOT RAKE**14000LBS - 22000LBS DOZERS**

Call 770-908-9439 or check website for Price

WEIGHT: 1135 LBS
Attachment Size: 126" WORKING WIDTH

DR134-11-6x6 (#IS4703-023-59)



Manufacturer: IS ATTACHMENTS
Machine Size: 22000LBS -45000LBS
Description: DOZER BLADE ROOT RAKE**22000LBS -45000LBS DOZERS**

Call 770-908-9439 or check website for Price

WEIGHT: 1850 LBS
Attachment Size: 134" WORKING WIDTH

DR140-11-6x6 (#IS4702-023-59)



Manufacturer: IS ATTACHMENTS
Machine Size: 22000LBS -45000LBS
Description: DOZER BLADE ROOT RAKE**22000LBS -45000LBS DOZERS**

Call 770-908-9439 or check website for Price

WEIGHT: 1675 LBS
Attachment Size: 140" WORKING WIDTH

DR2136-11-6x6 (#IS4706-023-59)



Manufacturer: IS ATTACHMENTS
Machine Size: 45000LBS -75000LBS
Description: DOZER BLADE ROOT RAKE**45000LBS -75000LBS DOZERS**

Call 770-908-9439 or check website for Price

WEIGHT: 2023 LBS
Attachment Size: 136" WORKING WIDTH

DR2140-11-6x6 (#IS4705-023-59)



Manufacturer: IS ATTACHMENTS
Machine Size: 45000LBS -75000LBS
Description: DOZER BLADE ROOT RAKE**45000LBS -75000LBS DOZERS**

Call 770-908-9439 or check website for Price

WEIGHT: 2156 LBS
Attachment Size: 140" WORKING WIDTH

DR92-8-5x5 (#IS4697-023-59)



Manufacturer: IS ATTACHMENTS
Machine Size: 14000LBS - 22000LBS
Description: DOZER BLADE ROOT RAKE**14000LBS - 22000LBS DOZERS**

Call 770-908-9439 or check website for Price

WEIGHT: 970 LBS
Attachment Size: 92" WORKING WIDTH

DRAG HARROWS

DH10 (#IS1975-023-33)



Manufacturer: OGDEN METALWORKS, INC.
Machine Size: TRACTOR
Description: 10' DRAG HARROW

Call 770-908-9439 or check website for Price

Attachment Size: 10' WORKING WIDTH

DH12 (#IS1979-023-33)




Manufacturer OGDEN METALWORKS, INC.
Machine Size: TRACTOR
Description: 12' DRAG HARROW

Call 770-908-9439 or check website for Price

Attachment Size: 12' WORKING WIDTH

DH14 (#IS1981-023-33)




Manufacturer OGDEN METALWORKS, INC.
Machine Size: TRACTOR
Description: 14' DRAG HARROW

Call 770-908-9439 or check website for Price

Attachment Size: 14' WORKING WIDTH

DH4 (#IS1980-023-33)



Manufacturer OGDEN METALWORKS, INC.
Machine Size: TRACTOR
Description: 4' DRAG HARROW

Call 770-908-9439 or check website for Price

Attachment Size: 4' WORKING WIDTH

DH6 (#IS1976-023-33)



Manufacturer OGDEN METALWORKS, INC.
Machine Size: TRACTOR
Description: 6' DRAG HARROW

Call 770-908-9439 or check website for Price

Attachment Size: 6' WORKING WIDTH

DH8 (#IS1977-023-33)



Manufacturer OGDEN METALWORKS, INC.
Machine Size: TRACTOR
Description: 8' DRAG HARROW

Call 770-908-9439 or check website for Price

Attachment Size: 8' WORKING WIDTH

DRAG HARROWS 3PT HITCH

LN10 (#IS1781-023-33)



Manufacturer OGDEN METALWORKS, INC.
Machine Size: TRACTOR
Description: 10' 3PT LIFT DRAG HARROW

Call 770-908-9439 or check website for Price

Attachment Size: 10' WORKING WIDTH

LN12 (#IS1973-023-33)



Manufacturer OGDEN METALWORKS, INC.
Machine Size: TRACTOR
Description: 12' 3PT LIFT DRAG HARROW

Call 770-908-9439 or check website for Price

Attachment Size: 12' WORKING WIDTH

LN14 (#IS1974-023-33)



Manufacturer OGDEN METALWORKS, INC.
Machine Size: TRACTOR
Description: 14' 3PT LIFT DRAG HARROW

Call 770-908-9439 or check website for Price

Attachment Size: 14' WORKING WIDTH

LN6 (#IS1978-023-33)



Manufacturer OGDEN METALWORKS, INC.
Machine Size: TRACTOR
Description: 6' 3PT LIFT DRAG HARROW

Call 770-908-9439 or check website for Price

Attachment Size: 6' WORKING WIDTH

LN8 (#IS1982-023-33)



Manufacturer OGDEN METALWORKS, INC.
Machine Size: TRACTOR
Description: 8' 3PT LIFT DRAG HARROW

Call 770-908-9439 or check website for Price

Attachment Size: 8' WORKING WIDTH

DRAG HARROWS HYDRAULIC FOLD

HC16 (#IS1773-023-33)



Manufacturer: OGDEN METALWORKS, INC.
Machine Size: TRACTOR
Description: HC16' HARROW CART, HYDRAULIC FOLD,** PLUG AND PLAY**

Call 770-908-9439 or check website for Price

Attachment Size: 16' WORKING WIDTH

HC18 (#IS1774-023-33)



Manufacturer: OGDEN METALWORKS, INC.
Machine Size: TRACTOR
Description: HC18' HARROW CART, HYDRAULIC FOLD,** PLUG AND PLAY**

Call 770-908-9439 or check website for Price

Attachment Size: 18' WORKING WIDTH

HC20 (#IS1775-023-33)



Manufacturer: OGDEN METALWORKS, INC.
Machine Size: TRACTOR
Description: HC20' HARROW CART, HYDRAULIC FOLD,** PLUG AND PLAY**

Call 770-908-9439 or check website for Price

Attachment Size: 20' WORKING WIDTH

HC22 (#IS1776-023-33)



Manufacturer: OGDEN METALWORKS, INC.
Machine Size: TRACTOR
Description: HC22' HARROW CART, HYDRAULIC FOLD,** PLUG AND PLAY**

Call 770-908-9439 or check website for Price

Attachment Size: 22' WORKING WIDTH

HC24 (#IS2369-023-33)



Manufacturer: OGDEN METALWORKS, INC.
Machine Size: TRACTOR
Description: HC24' HARROW CART, HYDRAULIC FOLD,** PLUG AND PLAY**

Call 770-908-9439 or check website for Price

Attachment Size: 24' WORKING WIDTH

HC26 (#IS2370-023-33)



Manufacturer: OGDEN METALWORKS, INC.
Machine Size: TRACTOR
Description: HC26' HARROW CART, HYDRAULIC FOLD,** PLUG AND PLAY**

Call 770-908-9439 or check website for Price

Attachment Size: 26' WORKING WIDTH

HC28 (#IS2371-023-33)



Manufacturer: OGDEN METALWORKS, INC.
Machine Size: TRACTOR
Description: HC28' HARROW CART, HYDRAULIC FOLD,** PLUG AND PLAY**

Call 770-908-9439 or check website for Price

Attachment Size: 28' WORKING WIDTH

HC30 (#IS2372-023-33)



Manufacturer: OGDEN METALWORKS, INC.
Machine Size: TRACTOR
Description: HC30' HARROW CART, HYDRAULIC FOLD,** PLUG AND PLAY**

Call 770-908-9439 or check website for Price

Attachment Size: 30' WORKING WIDTH

DRILL FOOD PLOT 3PT

KVM-486 (#IS3359-023-29)




Manufacturer: KASCO MANUFACTURING CO. INC.
Machine Size: 35HP
Description: VARI-MAXX FOOD PLOT 3 & 1 TOOL 4' OVERSEEDER WITH 6" SPACING. 2.5 bushel capacity.

Call 770-908-9439 or check website for Price

Attachment Size: 48" WORKING WIDTH

KVM-606 (#IS3361-023-29)



Manufacturer: KASCO MANUFACTURING CO. INC.
Machine Size: 40HP
Description: VARI-MAXX FOOD PLOT 3 & 1 TOOL 5' OVERSEEDER WITH 6" SPACING. 3.3 bushel capacity

Call 770-908-9439 or check website for Price

Attachment Size: 60" WORKING WIDTH

KVM-726 (#IS3362-023-29)



Manufacturer: KASCO MANUFACTURING CO. INC.
Machine Size: 50HP
Description: VARI-MAXX FOOD PLOT 3 & 1 TOOL 6' OVERSEEDER WITH 6" SPACING. 4.4 bushel capacity

Call 770-908-9439 or check website for Price

Attachment Size: 72" WORKING WIDTH

KVM-966 (#IS3363-023-29)



Manufacturer: KASCO MANUFACTURING CO. INC.
Machine Size: 60HP
Description: VARI-MAXX FOOD PLOT 3 & 1 TOOL 8' OVERSEEDER WITH 6" SPACING. 7.7 bushel capacity

Call 770-908-9439 or check website for Price

Attachment Size: 96" WORKING WIDTH

DRILL NO TILL 3PT

KED-120 (#IS0196-023-29)



Manufacturer: KASCO MANUFACTURING CO. INC.
Machine Size: 65HP
Description: NO TILL DRILL (ECO-DRILL) 3 POINT. CAT. II – 15 bushel cap

Call 770-908-9439 or check website for Price

Attachment Size: 10' WORKING WIDTH

KED-72 (#IS0194-023-29)



Manufacturer: KASCO MANUFACTURING CO. INC.
Machine Size: 45HP
Description: NO TILL DRILL (ECO DRILL) 3 POINT. CAT. I/II. -4.4 bushel cap

Call 770-908-9439 or check website for Price

Attachment Size: 72" WORKING WIDTH

KED-96 (#IS0195-023-29)



Manufacturer: KASCO MANUFACTURING CO. INC.
Machine Size: 55HP
Description: NO TILL DRILL (ECO-DRILL) 3 POINT. CAT. I/II. – 7.7 bushel

Call 770-908-9439 or check website for Price

Attachment Size: 96" WORKING WIDTH

DRILL NO TILL PULL TYPE

KED-120/KED-581 (#IS3355-023-29)



Manufacturer: KASCO MANUFACTURING CO. INC.
Machine Size: 65HP
Description: NO TILL DRILL (ECO-DRILL) 15 bushel cap PULL TYPE OPTION FOR 10' DRILLS (INCLUDES TRANSPORT WHEELS, TONGUE; NO LIGHTS)

Call 770-908-9439 or check website for Price

Attachment Size: 10' WORKING WIDTH

KED-72/KED-249 (#IS3357-023-29)



Manufacturer: KASCO MANUFACTURING CO. INC.
Machine Size: 45HP
Description: NO TILL DRILL (ECO DRILL) 4.4 bushel cap PULL TYPE OPTION FOR 6' DRILLS (INCLUDES TRANSPORT WHEELS, TONGUE; NO LIGHTS)

Call 770-908-9439 or check website for Price

Attachment Size: 72" WORKING WIDTH

KED-96/KED-222 (#IS3358-023-29)



Manufacturer: KASCO MANUFACTURING CO. INC.
Machine Size: 55HP
Description: NO TILL DRILL (ECO-DRILL) 7.7 bushel cap PULL TYPE OPTION FOR 8' DRILLS (INCLUDES TRANSPORT WHEELS, TONGUE; NO LIGHTS)

Call 770-908-9439 or check website for Price

Attachment Size: 96" WORKING WIDTH

DRILLS AND SEEDERS

KHM-72 (#IS0192-023-29)



Manufacturer: KASCO MANUFACTURING CO. INC.
Machine Size: 45HP
Description: HAY MASTER Kasco's Hay Master is ideal for pasture renovation, roadside work, wildlife habitats and erosion control.

Call 770-908-9439 or check website for Price

Attachment Size: 72" WORKING WIDTH

KHM-96 (#IS0193-023-29)



Manufacturer: KASCO MANUFACTURING CO. INC.
Machine Size: 55HP
Description: HAY MASTER Kasco's Hay Master is ideal for pasture renovation, roadside work, wildlife habitats and erosion control.

Call 770-908-9439 or check website for Price

Attachment Size: 96" WORKING WIDTH

KLS-48 (#IS0222-023-29)



Manufacturer: KASCO MANUFACTURING CO. INC.
Machine Size: 25HP
Description: LANDSCAPERS CHOICE PRIMARY SEEDER

Call 770-908-9439 or check website for Price

Attachment Size: 48" WORKING WIDTH

KLS-60 (#IS0223-023-29)



Manufacturer: KASCO MANUFACTURING CO. INC.
Machine Size: 35HP
Description: LANDSCAPERS CHOICE PRIMARY SEEDER

Call 770-908-9439 or check website for Price

Attachment Size: 60" WORKING WIDTH

KLS-72 (#IS0224-023-29)



Manufacturer: KASCO MANUFACTURING CO. INC.
Machine Size: 45HP
Description: LANDSCAPERS CHOICE PRIMARY SEEDER

Call 770-908-9439 or check website for Price

Attachment Size: 72" WORKING WIDTH

KOS-1203 (#IS0218-023-29)



Manufacturer: KASCO MANUFACTURING CO. INC.
Machine Size: 65HP
Description: VARI-SLICE When tighter germination is your goal – such as for pastures or waterways – the Vari-Slice is your choice.

Call 770-908-9439 or check website for Price

Attachment Size: 10' WORKING WIDTH

KOS-1204 (#IS0219-023-29)



Manufacturer: KASCO MANUFACTURING CO. INC.
Machine Size: 65HP
Description: VARI-SLICE When tighter germination is your goal – such as for pastures or waterways – the Vari-Slice is your choice.

Call 770-908-9439 or check website for Price

Attachment Size: 10' WORKING WIDTH

KOS-603 (#IS0212-023-29)



Manufacturer: KASCO MANUFACTURING CO. INC.
Machine Size: 35HP
Description: VARI-SLICE When tighter germination is your goal – such as for pastures or waterways – the Vari-Slice is your choice.

Call 770-908-9439 or check website for Price

Attachment Size: 60" WORKING WIDTH

KOS-604 (#IS0213-023-29)



Manufacturer: KASCO MANUFACTURING CO. INC.
Machine Size: 35HP
Description: VARI-SLICE When tighter germination is your goal – such as for pastures or waterways – the Vari-Slice is your choice.

Call 770-908-9439 or check website for Price

Attachment Size: 60" WORKING WIDTH

KOS-723 (#IS0214-023-29)



Manufacturer: KASCO MANUFACTURING CO. INC.
Machine Size: 45HP
Description: VARI-SLICE When tighter germination is your goal – such as for pastures or waterways – the Vari-Slice is your choice.

Call 770-908-9439 or check website for Price

Attachment Size: 72" WORKING WIDTH

KOS-724 (#IS0215-023-29)



Manufacturer: KASCO MANUFACTURING CO. INC.
Machine Size: 45HP
Description: VARI-SLICE When tighter germination is your goal – such as for pastures or waterways – the Vari-Slice is your choice.

Call 770-908-9439 or check website for Price

Attachment Size: 72" WORKING WIDTH

KOS-963 (#IS0216-023-29)**Manufacturer** KASCO MANUFACTURING CO. INC.**Machine Size:** 55HP**Description:** VARI-SLICE When tighter germination is your goal – such as for pastures or waterways – the Vari-Slice is your choice.**Call 770-908-9439 or check website for Price****Attachment Size:** 96" WORKING WIDTH**KOS-964 (#IS0217-023-29)****Manufacturer** KASCO MANUFACTURING CO. INC.**Machine Size:** 55HP**Description:** VARI-SLICE When tighter germination is your goal – such as for pastures or waterways – the Vari-Slice is your choice.**Call 770-908-9439 or check website for Price****Attachment Size:** 96" WORKING WIDTH**KOSL-483 (#IS0208-023-29)****Manufacturer** KASCO MANUFACTURING CO. INC.**Machine Size:** 25HP**Description:** VARI-SLICE When tighter germination is your goal – such as for pastures or waterways – the Vari-Slice is your choice.**Call 770-908-9439 or check website for Price****Attachment Size:** 48" WORKING WIDTH**KOSL-484 (#IS0209-023-29)****Manufacturer** KASCO MANUFACTURING CO. INC.**Machine Size:** 25HP**Description:** VARI-SLICE When tighter germination is your goal – such as for pastures or waterways – the Vari-Slice is your choice.**Call 770-908-9439 or check website for Price****Attachment Size:** 48" WORKING WIDTH**KPCT-48 (#IS0204-023-29)****Manufacturer** KASCO MANUFACTURING CO. INC.**Machine Size:** 25HP**Description:** PLOTTERS CHOICE**Call 770-908-9439 or check website for Price****Attachment Size:** 48" WORKING WIDTH**KPCT-60 (#IS0205-023-29)****Manufacturer** KASCO MANUFACTURING CO. INC.**Machine Size:** 35HP**Description:** PLOTTERS CHOICE**Call 770-908-9439 or check website for Price****Attachment Size:** 60" WORKING WIDTH**KPCT-72 (#IS0206-023-29)****Manufacturer** KASCO MANUFACTURING CO. INC.**Machine Size:** 45HP**Description:** PLOTTERS CHOICE**Call 770-908-9439 or check website for Price****Attachment Size:** 72" WORKING WIDTH**KPCT-96 (#IS0207-023-29)****Manufacturer** KASCO MANUFACTURING CO. INC.**Machine Size:** 55HP**Description:** PLOTTERS CHOICE**Call 770-908-9439 or check website for Price****Attachment Size:** 96" WORKING WIDTH**KPS-48 (#IS0225-023-29)****Manufacturer** KASCO MANUFACTURING CO. INC.**Machine Size:** 25HP**Description:** SEED-N-PACK PRIMARY SEEDER Excellent for seeding pastures, food plots or landscaping use**Call 770-908-9439 or check website for Price****Attachment Size:** 48" WORKING WIDTH**KPS-60 (#IS0226-023-29)****Manufacturer** KASCO MANUFACTURING CO. INC.**Machine Size:** 35HP**Description:** SEED-N-PACK PRIMARY SEEDER Excellent for seeding pastures, food plots or landscaping use**Call 770-908-9439 or check website for Price****Attachment Size:** 60" WORKING WIDTH**KPS-72 (#IS0227-023-29)****Manufacturer** KASCO MANUFACTURING CO. INC.**Machine Size:** 45HP**Description:** SEED-N-PACK PRIMARY SEEDER Excellent for seeding pastures, food plots or landscaping use**Call 770-908-9439 or check website for Price****Attachment Size:** 72" WORKING WIDTH

KPS-96 (#IS0228-023-29)



Manufacturer: KASCO MANUFACTURING CO. INC.
Machine Size: 65HP
Description: SEED-N-PACK PRIMARY SEEDER Excellent for seeding pastures, food plots or landscaping use

Call 770-908-9439 or check website for Price

Attachment Size: 96" WORKING WIDTH

KVD-48 (#IS0200-023-29)



Manufacturer: KASCO MANUFACTURING CO. INC.
Machine Size: 25HP
Description: VALU-DRILL

Call 770-908-9439 or check website for Price

Attachment Size: 48" WORKING WIDTH

KVD-72 (#IS0201-023-29)



Manufacturer: KASCO MANUFACTURING CO. INC.
Machine Size: 45HP
Description: VALU-DRILL

Call 770-908-9439 or check website for Price

Attachment Size: 72" WORKING WIDTH

KVD-96 (#IS0202-023-29)



Manufacturer: KASCO MANUFACTURING CO. INC.
Machine Size: 55HP
Description: VALU-DRILL

Call 770-908-9439 or check website for Price

Attachment Size: 96" WORKING WIDTH

KVGT-489 (#IS0198-023-29)



Manufacturer: KASCO MANUFACTURING CO. INC.
Machine Size: 25HP
Description: VERSA-DRILL With a smaller frame, the Versa-Drill is the perfect fit for compact tractors.

Call 770-908-9439 or check website for Price

Attachment Size: 48" WORKING WIDTH

KVGT-728 (#IS0199-023-29)



Manufacturer: KASCO MANUFACTURING CO. INC.
Machine Size: 35HP
Description: VERSA-DRILL With a smaller frame, the Versa-Drill is the perfect fit for compact tractors.

Call 770-908-9439 or check website for Price

Attachment Size: 72" WORKING WIDTH

SSP-120 (#IS0221-023-29)



Manufacturer: KASCO MANUFACTURING CO. INC.
Machine Size: 75HP
Description: PIVOTING SOLID STAND PLANTER Our Pivot Solid-Stand high capacity seeders feature a pivoting frame with two rows of cast iron press wheels to ensure good seed to soil contact and extra leveling action.

Call 770-908-9439 or check website for Price

Attachment Size: 10' WORKING WIDTH

SSP-96 (#IS0220-023-29)



Manufacturer: KASCO MANUFACTURING CO. INC.
Machine Size: 65HP
Description: PIVOTING SOLID STAND PLANTER Our Pivot Solid-Stand high capacity seeders feature a pivoting frame with two rows of cast iron press wheels to ensure good seed to soil contact and extra leveling action.

Call 770-908-9439 or check website for Price

Attachment Size: 96" WORKING WIDTH

DUMP BOX 3PT HITCH

DB395 (#IS3884-000-64)



Manufacturer: MK MARTIN
Machine Size: TRACTOR
Description: Dump Box

Call 770-908-9439 or check website for Price

WEIGHT: 120 LBS

Attachment Size: 10 CUFT

DB495 (#IS3848-000-64)



Manufacturer: MK MARTIN
Machine Size: TRACTOR
Description: Dump Box

Call 770-908-9439 or check website for Price

WEIGHT: 290 LBS

Attachment Size: 30 CUFT

DUMP TRAILERS

**Prices subject to change at anytime..call for most up-to-date pricing.

TRC-25001266S (#IS4023-000-65)



Manufacturer: PEQUEA
Machine Size:
Description: PEQUEA DUMP TRAILERS 10,000 LBS GVWR

Call 770-908-9439 or check website for Price

WEIGHT: 4100 LBS
Attachment Size: 12' BED LENGTH

TRC-25001466S (#IS4024-000-65)



Manufacturer: PEQUEA
Machine Size:
Description: PEQUEA DUMP TRAILERS 10,000LBS GVWR

Call 770-908-9439 or check website for Price

WEIGHT: 4500 LBS
Attachment Size: 14' BED LENGTH

TRC-25001466S/TRC250014GN (#IS4026-000-65)



Manufacturer: PEQUEA
Machine Size:
Description: PEQUEA DUMP TRAILERS 10,000LBS GVWR (GOOSENECK) Gooseneck Hitch with 2 10K Jacks - 14' Bed Length

Call 770-908-9439 or check website for Price

WEIGHT: 4500 LBS
Attachment Size: 14' BED LENGTH

DUMP TRAILERS GOOSENECK

TRC-25001266S/TRC250012GN (#IS4025-000-65)




Manufacturer: PEQUEA
Machine Size:
Description: PEQUEA DUMP TRAILERS 10,000 LBS GVWR (GOOSENECK) Gooseneck Hitch with 2 10K Jacks - 12' Bed Length

Call 770-908-9439 or check website for Price

WEIGHT: 4100 LBS
Attachment Size: 12' BED LENGTH

EQUIPMENT TRAILERS

TR1018/66S (#IS4047-000-65)



Manufacturer: PEQUEA
Machine Size:
Description: PEQUEA EQUIPMENT TRAILERS 10,000LBS GVWR

Call 770-908-9439 or check website for Price

WEIGHT: 2600 LBS
Attachment Size: 18' BED LENGTH

EXCAVATOR TREE STUMPER

ST-40 (#IS4105-023-59)



Manufacturer: IS ATTACHMENTS
Machine Size: 40,000LB-50,000LB
Description: EXCAVATOR TREE STUMPER 40,000LB-50,000LB

Call 770-908-9439 or check website for Price

WEIGHT: 1650 LBS
Attachment Size:

EXCAVATOR WOOD SHEAR

ESS4070PO (#IS4590-023-59)



Manufacturer: IS ATTACHMENTS
Machine Size: 40,000LB-79,000LB
Description: IS ATTACHMENTS MECHANICAL STUMP SPLITTER WEIGHT 4400LBS

Call 770-908-9439 or check website for Price

WEIGHT: 4400
Attachment Size:

FELLER BUNCHER TREE SAW EXCAVATOR

FBXD752-T590/D000025 (#IS2761-023-17)



Manufacturer: BAUMALIGHT
Machine Size: 45,000LBS-65,000LBS
Description: FELLER BUNCHER FOR EXCAVATOR

Call 770-908-9439 or check website for Price

GPM: 30-45
Attachment Size: 20" MAX TREE SIZE

FELLER BUNCHER TREE SAW SKID STEER

FBS752-T590/D004956 (#IS3087-023-17)



Manufacturer: BAUMALIGHT
Machine Size: 12,000LBS MIN 35GPM MINIMUM
Description: FELLER BUNCHER SKID STEER **CASE DRAIN REQUIRED**REQUIRES 4 LIVE AUX PINS**
Call 770-908-9439 or check website for Price
WEIGHT: 2500 LBS
Attachment Size: 20" TREE MAX

FENCE UNROLLER SKID STEER

MFU-A (#IS2063-023-50)



Manufacturer: MARTATCH
Machine Size: SSL
Description: FENCE UNROLLER
Call 770-908-9439 or check website for Price
Attachment Size:

MFU-A/VHLU (#IS4574-023-50)



Manufacturer: MARTATCH
Machine Size: SSL
Description: FENCE UNROLLER Fence Unroller with Vertical and Horizontal Positioning and Locking
Call 770-908-9439 or check website for Price
Attachment Size:

FERTILIZER APPLICATOR

1410 (#IS2473-025-52)



Manufacturer: FARM KING
Machine Size:
Description: FERTILIZER APPLICATOR Model 1410
Call 770-908-9439 or check website for Price
Attachment Size: 1000 GALLON TANK

1460 (#IS2474-025-52)



Manufacturer: FARM KING
Machine Size:
Description: FERTILIZER APPLICATOR Model 1460
Call 770-908-9439 or check website for Price
Attachment Size: 1600 GALLON TANK

1840 (#IS2475-025-52)



Manufacturer: FARM KING
Machine Size:
Description: FERTILIZER APPLICATOR Model 1840
Call 770-908-9439 or check website for Price
Attachment Size: 1800 GALLON TANK

1860 (#IS2476-025-52)



Manufacturer: FARM KING
Machine Size:
Description: FERTILIZER APPLICATOR Model 1860
Call 770-908-9439 or check website for Price
Attachment Size: 1800 GALLON TANK

2460 (#IS2477-025-52)



Manufacturer: FARM KING
Machine Size:
Description: FERTILIZER APPLICATOR Model 2460
Call 770-908-9439 or check website for Price
Attachment Size: 2460 GALLON TANK

FINISHING MOWER

801.193 (#IS2318-025-40)



Manufacturer: SITREX
Machine Size: 15HP-30HP
Description: SM150 FINISHING MOWER REAR DISCHARGE
Call 770-908-9439 or check website for Price
Attachment Size: 60" WORKING WIDTH

801.194 (#IS2319-025-40)



Manufacturer: SITREX
Machine Size: 20HP-40HP
Description: SM180 FINISHING MOWER REAR DISCHARGE
Call 770-908-9439 or check website for Price
Attachment Size: 72" WORKING WIDTH

801.195 (#IS2321-025-40)



Manufacturer: SITREX
Machine Size: 30HP-60HP
Description: SM230P FINISHING MOWER REAR DISCHARGE

Call 770-908-9439 or check website for Price

Attachment Size: 90" WORKING WIDTH

801.196 (#IS2317-025-40)



Manufacturer: SITREX
Machine Size: 12HP-20HP
Description: SM120 FINISHING MOWER

Call 770-908-9439 or check website for Price

Attachment Size: 48" WORKING WIDTH

PFM48RD (#IS3880-000-64)



Manufacturer: MK MARTIN
Machine Size: TRACTOR
Description: Finishing Mower

Call 770-908-9439 or check website for Price

WEIGHT: 370 LBS
Attachment Size: 48" WORKING WIDTH

PFM60RD (#IS3881-000-64)



Manufacturer: MK MARTIN
Machine Size: TRACTOR
Description: Finishing Mower

Call 770-908-9439 or check website for Price

WEIGHT: 435 LBS
Attachment Size: 60" WORKING WIDTH

PFM72RD (#IS3882-000-64)



Manufacturer: MK MARTIN
Machine Size: TRACTOR
Description: Finishing Mower

Call 770-908-9439 or check website for Price

WEIGHT: 525 LBS
Attachment Size: 72" WORKING WIDTH

PFM90RD (#IS3883-000-64)



Manufacturer: MK MARTIN
Machine Size: TRACTOR
Description: Finishing Mower

Call 770-908-9439 or check website for Price

WEIGHT: 714 LBS
Attachment Size: 90" WORKING WIDTH

Y530 (#IS2510-025-52)



Manufacturer: FARM KING
Machine Size: 15HP-30HP
Description: 60" Homeowner series Rear discharge finishing mower, c/w PTO shaft

Call 770-908-9439 or check website for Price

Attachment Size: 60" WORKING WIDTH

Y555 (#IS1591-025-52)



Manufacturer: FARM KING
Machine Size: 45HP MINIMUM
Description: 60" HD REAR DISCHARGE FINISHING MOWER

Call 770-908-9439 or check website for Price

Attachment Size: 60" CUTTING WIDTH

Y630 (#IS2511-025-52)



Manufacturer: FARM KING
Machine Size: 20HP-30HP
Description: 72" Homeowner series Rear discharge finishing mower, c/w PTO shaft

Call 770-908-9439 or check website for Price

Attachment Size: 72" WORKING WIDTH

Y655 (#IS1592-025-52)



Manufacturer: FARM KING
Machine Size: 50HP MINIMUM
Description: 72" HD REAR DISCHARGE FINISHING MOWER

Call 770-908-9439 or check website for Price

Attachment Size: 72" CUTTING WIDTH

Y755 (#IS1593-025-52)



Manufacturer: FARM KING
Machine Size: 60HP MINIMUM
Description: 84" HD REAR DISCHARGE FINISHING MOWER

Call 770-908-9439 or check website for Price

Attachment Size: 84" CUTTING WIDTH

**Prices subject to change at anytime..call for most up-to-date pricing.

FINISHING TRIPLEX MOWER**TRX11 (#IS1582-025-52)**

Manufacturer: FARM KING
Machine Size: 55HP
Description: TRIPLEX FINISHING MOWER 11'

Call 770-908-9439 or check website for Price

Attachment Size: 11' CUTTING WIDTH

TRX13 (#IS1574-025-52)

Manufacturer: FARM KING
Machine Size: 55HP
Description: TRIPLEX FINISHING MOWER 13'6"

Call 770-908-9439 or check website for Price

Attachment Size: 13' CUTTING WIDTH

TRX16 (#IS1573-025-52)

Manufacturer: FARM KING
Machine Size: 65HP
Description: TRIPLEX FINISHING MOWER 16'

Call 770-908-9439 or check website for Price

Attachment Size: 16' CUTTING IWDTH

FIRE WOOD PROCESSORS**CT16B (#IS0328-023-24)**

Manufacturer: WALLENSTEIN
Machine Size: 118 CC Honda
Description: 16' FIREWOOD CONVEYER HONDA POWERED

Call 770-908-9439 or check website for Price

Attachment Size: 16'

CT24B (#IS0330-023-24)

Manufacturer: WALLENSTEIN
Machine Size: 118 CC Honda
Description: 24' FIREWOOD CONVEYER HONDA POWERED

Call 770-908-9439 or check website for Price

Attachment Size: 24'

WP1624 (#IS0402-023-24)

Manufacturer: WALLENSTEIN
Machine Size: Engine: 747 CC Kohler
Description: FIREWOOD PROCESSOR

Call 770-908-9439 or check website for Price

Attachment Size: Split Force: 20 Ton

WP245 (#IS0403-023-24)

Manufacturer: WALLENSTEIN
Machine Size: Minimum Tractor HP: 45
Description: FIREWOOD PROCESSOR Required Hydraulic Flow: 12 - 24 gpm

Call 770-908-9439 or check website for Price

Attachment Size: Split Force: 25 Ton

WP275 (#IS0404-023-24)

Manufacturer: WALLENSTEIN
Machine Size: Minimum Tractor HP: 45
Description: FIREWOOD PROCESSOR Required Hydraulic Flow: 12 - 24 gpm, Winch Infeed,

Call 770-908-9439 or check website for Price

Attachment Size: Split Force: 25 Ton

WP845 (#IS0405-023-24)

Manufacturer: WALLENSTEIN
Machine Size: Engine: 389 CC Honda
Description: FIREWOOD PROCESSOR, 25 Ton, Winch Infeed, Towable/Self-Contained

Call 770-908-9439 or check website for Price

Attachment Size: Split Force: 25 Ton

WP875 (#IS0406-023-24)

Manufacturer: WALLENSTEIN
Machine Size: 389 CC Honda
Description: FIREWOOD PROCESSOR, 25 Ton, Winch Infeed, Towable/Self-Contained

Call 770-908-9439 or check website for Price

Attachment Size: Split Force: 25 Ton

FLAIL MOWER EXCAVATOR

23131D/28-10747/D000040 (#IS2523-025-34)



Manufacturer: PALADIN
Machine Size: 10000LBS-18000LBS 14GPM-16GPM
Description: FLAIL MOWER THUMB READY**NO HOSES SUPPLIED**CASE DRAIN REQUIRED**MUST SPECIFY MOUNT**MOUNT INCLUDED**

Call 770-908-9439 or check website for Price

GPM: 14-16
Attachment Size: 30" CUTTING WIDTH

23131E/28-10747/D000040 (#IS2524-025-34)



Manufacturer: PALADIN
Machine Size: 10000LBS-18000LBS 17GPM-22GPM
Description: FLAIL MOWER THUMB READY**NO HOSES SUPPLIED**CASE DRAIN REQUIRED**MUST SPECIFY MOUNT**MOUNT INCLUDED**

Call 770-908-9439 or check website for Price

GPM: 17-22
Attachment Size: 30" CUTTING WIDTH

23131F/28-10747/D000040 (#IS2525-025-34)



Manufacturer: PALADIN
Machine Size: 10000LBS-18000LBS 22GPM-28GPM
Description: FLAIL MOWER THUMB READY**NO HOSES SUPPLIED**CASE DRAIN REQUIRED**MUST SPECIFY MOUNT**MOUNT INCLUDED**

Call 770-908-9439 or check website for Price

GPM: 22-28
Attachment Size: 30" CUTTING WIDTH

23140E-/28-10747/D000040 (#IS2526-025-34)



Manufacturer: PALADIN
Machine Size: 12000LBS-22000LBS 17GPM-22GPM
Description: FLAIL MOWER THUMB READY**NO HOSES SUPPLIED**CASE DRAIN REQUIRED**MUST SPECIFY MOUNT**MOUNT INCLUDED**

Call 770-908-9439 or check website for Price

GPM: 17-22
Attachment Size: 40" CUTTING WIDTH

23140F/28-10747/D000040 (#IS2527-025-34)



Manufacturer: PALADIN
Machine Size: 12000LBS-22000LBS 22GPM-28GPM
Description: FLAIL MOWER THUMB READY**NO HOSES SUPPLIED**CASE DRAIN REQUIRED**MUST SPECIFY MOUNT**MOUNT INCLUDED**

Call 770-908-9439 or check website for Price

GPM: 22-28
Attachment Size: 40" CUTTING WIDTH

23140G/28-10747/D000040 (#IS2528-025-34)



Manufacturer: PALADIN
Machine Size: 12000LBS-22000LBS 27GPM-33GPM
Description: FLAIL MOWER THUMB READY**NO HOSES SUPPLIED**CASE DRAIN REQUIRED**MUST SPECIFY MOUNT**MOUNT INCLUDED**

Call 770-908-9439 or check website for Price

GPM: 27-33
Attachment Size: 40" CUTTING WIDTH

MX230-F3000/D000005 (#IS1760-023-17)



Manufacturer: BAUMALIGHT
Machine Size: 4,000LBS-9,000LBS
Description: EXCAVATOR FLAIL MOWER (WITH A MOUNT AND PINS) NO HOSES PROVIDED**MUST SPECIFY MOUNT

Call 770-908-9439 or check website for Price

GPM: 7
Attachment Size: 30" CUTTING WIDTH

MX230-F3000/D004414-A02 (#IS4057-023-17)



Manufacturer: BAUMALIGHT
Machine Size: 4,000LBS-9,000LBS
Description: EXCAVATOR FLAIL MOWER (WITH A MOUNT AND PINS) NO HOSES PROVIDED**E35-E60 BOBCAT MOUNT**

Call 770-908-9439 or check website for Price

GPM: 7
Attachment Size: 30" CUTTING WIDTH

FLAIL MOWER MINI SKID STEER

FMM148-F2000 (#IS4543-023-17)



Manufacturer: BAUMALIGHT
Machine Size: MINI
Description: FMM148 Flail Mower for Mini Skidsteer

Call 770-908-9439 or check website for Price

WEIGHT: 585 LBS
Attachment Size: 48" WORKING WIDTH

FMM148-F3000 (#IS4542-023-17)



Manufacturer: BAUMALIGHT
Machine Size: MINI
Description: FMM148 Flail Mower for Mini Skidsteer

Call 770-908-9439 or check website for Price

WEIGHT: 585 LBS
Attachment Size: 48" WORKING WIDTH

**Prices subject to change at anytime..call for most up-to-date pricing.

FLAIL MOWER SKID STEER**FEB700-C540 (#IS4067-023-17)**

Manufacturer: BAUMALIGHT
Machine Size: SSL
Description: FEB700 Flail Mower for Skidsteer 18-35 GPM

Call 770-908-9439 or check website for Price

WEIGHT: 1091 LBS
Attachment Size: 88" WORKING WIDTH

FLAIL MOWER SLOPE**PEGASUS 175 (#IS3992-000-66)**

Manufacturer: CELLI
Machine Size: TRACTOR MIN 55HP MAX HP 110
Description: PEGASUS 175 SLOPE MOWER 68.8" CUTTING WIDTH.

Call 770-908-9439 or check website for Price

WEIGHT: 1719 LBS
Attachment Size: 8' 2" MAX REACH

PEGASUS 200 (#IS3993-000-66)

Manufacturer: CELLI
Machine Size: TRACTOR MIN 65HP MAX HP 110
Description: PEGASUS 200 SLOPE MOWER 68.8" CUTTING WIDTH.

Call 770-908-9439 or check website for Price

WEIGHT: 1785 LBS
Attachment Size: 8' 7" MAX REACH

PEGASUS 225 (#IS3994-000-66)

Manufacturer: CELLI
Machine Size: TRACTOR MIN 75HP MAX HP 110
Description: PEGASUS 225 SLOPE MOWER 88.5" CUTTING WIDTH.

Call 770-908-9439 or check website for Price

WEIGHT: 1895 LBS
Attachment Size: 8' 7" MAX REACH

PEGASUS 250 (#IS3995-000-66)

Manufacturer: CELLI
Machine Size: TRACTOR MIN 85HP MAX HP 110
Description: PEGASUS 250 SLOPE MOWER 98.4" CUTTING WIDTH.

Call 770-908-9439 or check website for Price

WEIGHT: 2017 LBS
Attachment Size: 8' 7" MAX REACH

VIRGO 150 (#IS3989-000-66)

Manufacturer: CELLI
Machine Size: TRACTOR MIN 40HP MAX HP 70
Description: VIRGO 150 SLOPE MOWER 59" CUTTING WIDTH.

Call 770-908-9439 or check website for Price

WEIGHT: 1168 LBS
Attachment Size: 7.5" MAX REACH

VIRGO 165 (#IS3990-000-66)

Manufacturer: CELLI
Machine Size: TRACTOR MIN 45HP MAX HP 70
Description: VIRGO 165 SLOPE MOWER 64.9" CUTTING WIDTH.

Call 770-908-9439 or check website for Price

WEIGHT: 1223 LBS
Attachment Size: 8' MAX REACH

VIRGO 180 (#IS3991-000-66)

Manufacturer: CELLI
Machine Size: TRACTOR MIN 50HP MAX HP 70
Description: VIRGO 180 SLOPE MOWER 70.8" CUTTING WIDTH.

Call 770-908-9439 or check website for Price

WEIGHT: 1267 LBS
Attachment Size: 8' 5" MAX REACH

FLAIL MOWER TRACTOR**FMP260-F2000 (#IS3334-023-17)**

Manufacturer: BAUMALIGHT
Machine Size: 25HP-45HP
Description: FMP260 Flail Mower for Compact Tractor

Call 770-908-9439 or check website for Price

Attachment Size: 60" WORKING WIDTH

MIZAR F175 (#IS4500-000-66)

Manufacturer: CELLI
Machine Size: TRACTOR MIN 40HP MAX 90HP
Description: MIZAR/SR
 Reversible and side-shift multi-purpose mulcher

Call 770-908-9439 or check website for Price

WEIGHT: 1433 LBS
Attachment Size: 69" WORKING WIDTH

MIZAR F200 (#IS4501-000-66)



Manufacturer: CELLI
Machine Size: TRACTOR MIN 40HP MAX 90HP
Description: MIZAR/SR
 Reversible and side-shift multi-purpose mulcher

Call 770-908-9439 or check website for Price

WEIGHT: 1543 LBS
Attachment Size: 79" WORKING WIDTH

MIZAR F225 (#IS4502-000-66)



Manufacturer: CELLI
Machine Size: TRACTOR MIN 40HP MAX 90HP
Description: MIZAR/SR
 Reversible and side-shift multi-purpose mulcher

Call 770-908-9439 or check website for Price

WEIGHT: 1631 LBS
Attachment Size: 89" WORKING WIDTH

SIRIO S135 (#IS3978-000-66)



Manufacturer: CELLI
Machine Size: TRACTOR MAX HP 50
Description: CELLI HYDRAULIC SIDE SHIFT 53" WORKING WIDTH

Call 770-908-9439 or check website for Price

WEIGHT: 688 LBS
Attachment Size: 53" WORKING WIDTH

SIRIO S150 (#IS3979-000-66)



Manufacturer: CELLI
Machine Size: TRACTOR MAX HP 50
Description: CELLI HYDRAULIC SIDE SHIFT FLAIL MOWER 59" WORKING WIDTH

Call 770-908-9439 or check website for Price

WEIGHT: 725 LBS
Attachment Size: 59" WORKING WIDTH

SIRIO S165 (#IS3980-000-66)



Manufacturer: CELLI
Machine Size: TRACTOR MAX HP 50
Description: CELLI HYDRAULIC SIDE SHIFT FLAIL MOWER 65" WORKING WIDTH

Call 770-908-9439 or check website for Price

WEIGHT: 815 LBS
Attachment Size: 65" WORKING WIDTH

SIRIO S180 (#IS3981-000-66)



Manufacturer: CELLI
Machine Size: TRACTOR MAX HP 50
Description: CELLI SIDE SHIFT FLAIL MOWER 71" WORKING WIDTH

Call 770-908-9439 or check website for Price

WEIGHT: 958 LBS
Attachment Size: 71" WORKING WIDTH

TAURUS/SR 240 (#IS4581-000-66)



Manufacturer: CELLI
Machine Size: TRACTOR MAX HP 120
Description: CELLI TAURUS/SR FAIL MOWER WITH HAMMER BLADES

Call 770-908-9439 or check website for Price

WEIGHT: 2080 LBS
Attachment Size: 7' 8" WORKING WIDTH

TAURUS/SR 260 (#IS4580-000-66)



Manufacturer: CELLI
Machine Size: TRACTOR MAX HP 120
Description: CELLI TAURUS/SR FAIL MOWER WITH HAMMER BLADES

Call 770-908-9439 or check website for Price

WEIGHT: 2280 LBS
Attachment Size: 8' 5" WORKING WIDTH

TAURUS/SR 280 (#IS4578-000-66)



Manufacturer: CELLI
Machine Size: TRACTOR MAX HP 120
Description: CELLI TAURUS/SR FAIL MOWER WITH HAMMER BLADES

Call 770-908-9439 or check website for Price

WEIGHT: 2380 LBS
Attachment Size: 9' 1" WORKING WIDTH

TAURUS/SR 300 (#IS4579-000-66)



Manufacturer: CELLI
Machine Size: TRACTOR MAX HP 120
Description: CELLI TAURUS/SR FAIL MOWER WITH HAMMER BLADES

Call 770-908-9439 or check website for Price

WEIGHT: 2523 LBS
Attachment Size: 10' 3" WORKING WIDTH

VEGA S125 (#IS4031-000-66)



Manufacturer: CELLI
Machine Size: TRACTOR MIN 45HP MAX HP 70
Description: VEGA/S HYDRAULIC SIDE SHIFT FLAIL MOWER

Call 770-908-9439 or check website for Price

WEIGHT: 1042 LBS
Attachment Size: 49" WORKING WIDTH

VEGA S150 (#IS4028-000-66)



Manufacturer: CELLI
Machine Size: TRACTOR MIN 45HP MAX HP 70
Description: VEGA/S HYDRAULIC SIDE SHIFT FLAIL MOWER

Call 770-908-9439 or check website for Price

WEIGHT: 1042 LBS
Attachment Size: 60" WORKING WIDTH

VEGA S175 (#IS4029-000-66)



Manufacturer: CELLI
Machine Size: TRACTOR MIN 45HP MAX HP 70
Description: VEGA/S HYDRAULIC SIDE SHIFT FLAIL MOWER

Call 770-908-9439 or check website for Price

WEIGHT: 1124 LBS
Attachment Size: 69" WORKING WIDTH

VEGA S200 (#IS4030-000-66)



Manufacturer: CELLI
Machine Size: TRACTOR MIN 45HP MAX HP 70
Description: VEGA/S HYDRAULIC SIDE SHIFT FLAIL MOWER

Call 770-908-9439 or check website for Price

WEIGHT: 1042 LBS
Attachment Size: 79" WORKING WIDTH

FLAIL MOWER WITH WEED EATER ATTACHMENT

MIZAR F175WE (#IS4773-000-66)



Manufacturer: CELLI
Machine Size: TRACTOR MIN 40HP MAX 90HP
Description: MIZAR/SR WITH 31.5" WEED EATER DISK
 Reversible and side-shift multi-purpose mulcher

Call 770-908-9439 or check website for Price

WEIGHT: 1625 LBS
Attachment Size: 69" WORKING WIDTH

FLIP OVER DISC HARROW UTV/ATV

940420 (#IS2275-023-02)




Manufacturer: WORKSAVER INC.
Machine Size: ATV/COMPACT TRACTOR
Description: FOD-16 Flip-Over Disc

Call 770-908-9439 or check website for Price

Attachment Size: 5' WORKING WIDTH

FOOD PLOT DRILL UTV/ATV

KOSP-483 (#IS0210-023-29)



Manufacturer: KASCO MANUFACTURING CO. INC.
Machine Size: PULL TYPE/UTV
Description: VARI-SLICE When tighter germination is your goal – such as for pastures or waterways – the Vari-Slice is your choice.

Call 770-908-9439 or check website for Price

Attachment Size: 48" WORKING WIDTH

KOSP-484 (#IS0211-023-29)



Manufacturer: KASCO MANUFACTURING CO. INC.
Machine Size: PULL TYPE/UTV
Description: VARI-SLICE When tighter germination is your goal – such as for pastures or waterways – the Vari-Slice is your choice.

Call 770-908-9439 or check website for Price

Attachment Size: 48" WORKING WIDTH

KPCA-48 (#IS0203-023-29)



Manufacturer: KASCO MANUFACTURING CO. INC.
Machine Size: 3PT/UTV
Description: PLOTTERS CHOICE If you take your food plots seriously, then you need serious equipment. Kasco has converted the same proven designs we offer farmers into the Plotters Choice for food plot management models.

Call 770-908-9439 or check website for Price

Attachment Size: 48" WORKING WIDTH

KPCA-60-H (#IS1806-023-29)




Manufacturer: KASCO MANUFACTURING CO. INC.
Machine Size: PULL TYPE/UTV
Description: PLOTTERS CHOICE A new Hydraulic Pull Kit for 5' Plotters Choice is also available, for use behind 800cc+ UTV's and are the largest drills of their type.

Call 770-908-9439 or check website for Price

Attachment Size: 60" WORKING WIDTH

KVGA-489 (#IS0197-023-29)



Manufacturer: KASCO MANUFACTURING CO. INC.
Machine Size: PULL TYPE/UTV
Description: VERSA-DRILL With a smaller frame, the Versa-Drill is the perfect fit for ATVs.

Call 770-908-9439 or check website for Price

Attachment Size: 48" WORKING WIDTH

FORKLIFT 3PT HITCH

H280/2000 (#IS4761-000-63)



Manufacturer: WIFO EQUIPMENT
Machine Size:
Description: FORKS FORKLIFTS 3-Point Hitch

Call 770-908-9439 or check website for Price

WEIGHT

Attachment Size: 4400 lbs. - 110" Lift Height

GENERATOR FUEL

DK7300E (#IS2890-023-24)



Manufacturer: WALLENSTEIN
Machine Size:
Description: 7300 WATT DISESEL GENERATOR 416CC KUBOTA OC95E4

Call 770-908-9439 or check website for Price

Attachment Size: 7300 WATTS DIESEL

GENERATOR PTO 2 POLE

TX12 (#IS1662-023-17)



Manufacturer: BAUMALIGHT
Machine Size: 10HP 50% LOAD 21HP 100% LOAD
Description: PTO GENERATOR

Call 770-908-9439 or check website for Price

Attachment Size: 12KW

TX12/D001371 (#IS3932-023-17)



Manufacturer: BAUMALIGHT
Machine Size: 10HP 50% LOAD 21HP 100% LOAD
Description: PTO GENERATOR

Call 770-908-9439 or check website for Price

Attachment Size: 12KW

TX18 (#IS1663-023-17)



Manufacturer: BAUMALIGHT
Machine Size: 15HP 50% LOAD 34 HP 100% LOAD
Description: PTO GENERATOR

Call 770-908-9439 or check website for Price

Attachment Size: 18KW

TX25 (#IS1664-023-17)



Manufacturer: BAUMALIGHT
Machine Size: 19 HP 50% LOAD 42 HP 100% LOAD
Description: PTO GENERATOR

Call 770-908-9439 or check website for Price

Attachment Size: 25KW

TX31 (#IS1665-023-17)



Manufacturer: BAUMALIGHT
Machine Size: 22 HP 50% LOAD 50 HP 100% LOAD
Description: PTO GENERATOR

Call 770-908-9439 or check website for Price

Attachment Size: 31KW

TX7 (#IS1666-023-17)



Manufacturer: BAUMALIGHT
Machine Size: 5 HP 50%LOAD 11HP 100%LOAD
Description: PTO GENERATOR

Call 770-908-9439 or check website for Price

Attachment Size: 7KW

TX7/D001371 (#IS3931-023-17)



Manufacturer: BAUMALIGHT
Machine Size: 5 HP 50%LOAD 11HP 100%LOAD
Description: PTO GENERATOR

Call 770-908-9439 or check website for Price

Attachment Size: 7KW

GENERATOR PTO 4 POLE**KR30 (#IS1807-023-17)**

Manufacturer: BAUMALIGHT
Machine Size: 23 HP 50%LOAD 45 HP 100%LOAD
Description: PTO GENERATOR

Call 770-908-9439 or check website for Price

Attachment Size: 30KW

KR44 (#IS1808-023-17)

Manufacturer: BAUMALIGHT
Machine Size: 34 HP 50%LOAD 55 HP 100%LOAD
Description: PTO GENERATOR

Call 770-908-9439 or check website for Price

Attachment Size: 44KW

KR52 (#IS1809-023-17)

Manufacturer: BAUMALIGHT
Machine Size: 39 HP 50%LOAD 76 HP 100%LOAD
Description: PTO GENERATOR

Call 770-908-9439 or check website for Price

Attachment Size: 55KW

KR65 (#IS1810-023-17)

Manufacturer: BAUMALIGHT
Machine Size: 52 HP 50%LOAD 97 HP 100%LOAD
Description: PTO GENERATOR

Call 770-908-9439 or check website for Price


Attachment Size: 65KW

QC100 (#IS1680-023-17)

Manufacturer: BAUMALIGHT
Machine Size: 71 HP 50%LOAD 153 HP 100%LOAD
Description: PTO GENERATOR

Call 770-908-9439 or check website for Price

Attachment Size: 100KW

QC12 (#IS1667-023-17)

Manufacturer: BAUMALIGHT
Machine Size: 9 HP 50%LOAD 21 HP 100%LOAD
Description: PTO GENERATOR

Call 770-908-9439 or check website for Price

Attachment Size: 12KW

QC19 (#IS1674-023-17)

Manufacturer: BAUMALIGHT
Machine Size: 16 HP 50%LOAD 34 HP 100%LOAD
Description: PTO GENERATOR

Call 770-908-9439 or check website for Price

Attachment Size: 19KW

QC30 (#IS1675-023-17)

Manufacturer: BAUMALIGHT
Machine Size: 20 HP 50%LOAD 49 HP 100%LOAD
Description: PTO GENERATOR

Call 770-908-9439 or check website for Price

Attachment Size: 30KW

QC45 (#IS1676-023-17)

Manufacturer: BAUMALIGHT
Machine Size: 31 HP 50%LOAD 75 HP 100%LOAD
Description: PTO GENERATOR

Call 770-908-9439 or check website for Price

Attachment Size: 45KW

QC55 (#IS1677-023-17)

Manufacturer: BAUMALIGHT
Machine Size: 42 HP 50%LOAD 89 HP 100%LOAD
Description: PTO GENERATOR

Call 770-908-9439 or check website for Price

Attachment Size: 55KW

QC65 (#IS1678-023-17)



Manufacturer: BAUMALIGHT
Machine Size: 48 HP 50%LOAD 102 HP 100%LOAD
Description: PTO GENERATOR

Call 770-908-9439 or check website for Price

Attachment Size: 65KW

QC80 (#IS1679-023-17)



Manufacturer: BAUMALIGHT
Machine Size: 55 HP 50%LOAD 122 HP 100%LOAD
Description: PTO GENERATOR

Call 770-908-9439 or check website for Price

Attachment Size: 80KW

GRADER BLADE SKID STEER

09.NH.2750 (#IS3769-023-61)




Manufacturer: EI ATTACHMENTS
Machine Size: SSL
Description: Hydraulic grader suitable for material extension and also for ground grading and preparation. Optimum for warehouse, landscape, parking lot, road maintenance. Laser system optional.

Call 770-908-9439 or check website for Price

Attachment Size:

124730 (#IS3430-025-34)



Manufacturer: PALADIN
Machine Size: SSL
Description: Land Sculptor
 The Land Sculptor is a landscaping attachment for compact tractors and skid steers used to level earth and remove debris

Call 770-908-9439 or check website for Price

WEIGHT 810LBS

Attachment Size: 78" WORKING WIDTH

30084-0022 (#IS2496-025-34)



Manufacturer: PALADIN
Machine Size: SSL
Description: ROLLER LEVELER FOR SKID-STEER LOADERS

Call 770-908-9439 or check website for Price

WEIGHT 1368LBS

Attachment Size: 84" WORKING WIDTH

811940 (#IS1355-023-02)



Manufacturer: WORKSAVER INC.
Machine Size: SSL
Description: Skid Steer Grader Blade The unit has an 8-foot, six-way hydraulically controlled moldboard operated by an in-cab remote.

Call 770-908-9439 or check website for Price

Attachment Size: 8' WORKING WIDTH

DW-1095 (#IS0185-023-29)



Manufacturer: KASCO MANUFACTURING CO. INC.
Machine Size: SSL
Description: DIRT WORKER For new seeding projects, nothing moves more dirt than Kasco's Dirt Worker.

Call 770-908-9439 or check website for Price

Attachment Size: 72" WORKING WIDTH

DW-1095/DW-6196 (#IS3463-023-29)



Manufacturer: KASCO MANUFACTURING CO. INC.
Machine Size: SSL
Description: DIRT WORKER For new seeding projects, nothing moves more dirt than Kasco's Dirt Worker.

Call 770-908-9439 or check website for Price

Attachment Size: 72" WORKING WIDTH

DW-2095 (#IS0186-023-29)



Manufacturer: KASCO MANUFACTURING CO. INC.
Machine Size: SSL
Description: DIRT WORKER For new seeding projects, nothing moves more dirt than Kasco's Dirt Worker.

Call 770-908-9439 or check website for Price

Attachment Size: 84" WORKING WIDTH

DW-2095/DW-6196 (#IS3464-023-29)



Manufacturer: KASCO MANUFACTURING CO. INC.
Machine Size: SSL
Description: DIRT WORKER For new seeding projects, nothing moves more dirt than Kasco's Dirt Worker.

Call 770-908-9439 or check website for Price

Attachment Size: 84" WORKING WIDTH

GL578/MKGLSSMNT (#IS3859-000-64)



Manufacturer: MK MARTIN
Machine Size: SSL
Description: Land Plane***SSL MOUNT***BLADES ARE RIGID MOUNTED

Call 770-908-9439 or check website for Price

WEIGHT: 600 LBS
Attachment Size: 60" WORKING WIDTH

GL578A/MKGLSSMNT (#IS3863-000-64)



Manufacturer: MK MARTIN
Machine Size: SSL
Description: ANGLED GRADER LEVELER***SSL MOUNT***9 DEGREES OF ANGLE**BLADES ARE RIGID MOUNTED

Call 770-908-9439 or check website for Price

WEIGHT: 568 LBS
Attachment Size: 60" WORKING WIDTH

GL678/MKGLSSMNT (#IS3860-000-64)



Manufacturer: MK MARTIN
Machine Size: SSL
Description: Land Plane***SSL MOUNT***BLADES ARE RIGID MOUNTED

Call 770-908-9439 or check website for Price

WEIGHT: 665 LBS
Attachment Size: 72" WORKING WIDTH

GL678A/MKGLSSMNT (#IS3864-000-64)



Manufacturer: MK MARTIN
Machine Size: SSL
Description: ANGLED GRADER LEVELER***SSL MOUNT***9 DEGREES OF ANGLE**BLADES ARE RIGID MOUNTED

Call 770-908-9439 or check website for Price

WEIGHT: 632 LBS
Attachment Size: 72" WORKING WIDTH

GL778/MKGLSSMNT (#IS3861-000-64)



Manufacturer: MK MARTIN
Machine Size: SSL
Description: Land Plane***SSL MOUNT***BLADES ARE RIGID MOUNTED

Call 770-908-9439 or check website for Price

WEIGHT: 730 LBS
Attachment Size: 84" WORKING WIDTH

GL778A/MKGLSSMNT (#IS3865-000-64)



Manufacturer: MK MARTIN
Machine Size: SSL
Description: ANGLED GRADER LEVELER***SSL MOUNT***9 DEGREES OF ANGLE**BLADES ARE RIGID MOUNTED

Call 770-908-9439 or check website for Price

WEIGHT: 697 LBS
Attachment Size: 84" WORKING WIDTH

GL878/MKGLSSMNT (#IS3862-000-64)



Manufacturer: MK MARTIN
Machine Size: SSL
Description: Land Plane***SSL MOUNT***BLADES ARE RIGID MOUNTED

Call 770-908-9439 or check website for Price

WEIGHT: 796 LBS
Attachment Size: 96" WORKING WIDTH

GL878A/MKGLSSMNT (#IS3866-000-64)



Manufacturer: MK MARTIN
Machine Size: SSL
Description: ANGLED GRADER LEVELER***SSL MOUNT***5 DEGREES OF ANGLE**BLADES ARE RIGID MOUNTED

Call 770-908-9439 or check website for Price

WEIGHT: 761 LBS
Attachment Size: 96" WORKING WIDTH

GSI6-SS-SK (#IS4610-023-70)




Manufacturer: CAMMOND
Machine Size: SSL
Description: CAMMOND 6' Industrial Grader Leveler With Straight 4 Blades ~ 6 SCARIFIERS

Call 770-908-9439 or check website for Price

WEIGHT: 990 LBS
Attachment Size: 72" WORKING WIDTH

GSI7-SS-SK (#IS4611-023-70)



Manufacturer: CAMMOND
Machine Size: SSL
Description: CAMMOND 7' Industrial Grader Leveler With Straight 4 Blades ~ 7 SCARIFIERS

Call 770-908-9439 or check website for Price

WEIGHT: 1060 LBS
Attachment Size: 84" WORKING WIDTH

GSI8-SS-SK (#IS4612-023-70)



Manufacturer: CAMMOND
Machine Size: SSL
Description: CAMMOND 8' Industrial Grader Leveler With Straight 4 Blades ~ 7 SCARIFIERS

Call 770-908-9439 or check website for Price

WEIGHT: 1200 LBS
Attachment Size: 96" WORKING WIDTH

**Prices subject to change at anytime..call for most up-to-date pricing.

LAF2201-0022 (#IS2495-025-34)



Manufacturer: PALADIN
Machine Size: SSL
Description: SCARIFIER FOR SKID-STEER LOADERS

Call 770-908-9439 or check website for Price

WEIGHT: 410LBS
Attachment Size: 60" WORKING WIDTH

LP678/MKLPSSMNT (#IS4478-000-64)



Manufacturer: MK MARTIN
Machine Size: SSL
Description: Land Plane***SSL**HYDRAULIC SCARIFIER OPTION

Call 770-908-9439 or check website for Price

WEIGHT: 1140 LBS
Attachment Size: 72" WORKING WIDTH

LP778/MKLPSSMNT (#IS4479-000-64)



Manufacturer: MK MARTIN
Machine Size: SSL
Description: Land Plane***SSL**HYDRAULIC SCARIFIER OPTION

Call 770-908-9439 or check website for Price

WEIGHT: 1240 LBS
Attachment Size: 84" WORKING WIDTH

LP878/MKLPSSMNT (#IS4480-000-64)



Manufacturer: MK MARTIN
Machine Size: SSL
Description: Land Plane***SSL**HYDRAULIC SCARIFIER OPTION

Call 770-908-9439 or check website for Price

WEIGHT: 1350 LBS
Attachment Size: 96" WORKING WIDTH

MGL72-A (#IS2289-023-50)



Manufacturer: MARTATCH
Machine Size: SSL
Description: 72" GRADER LEVELER WITH HYDRAULIC DEPTH CONTROL ON THE BLADES

Call 770-908-9439 or check website for Price

HYDRAULIC DEPTH CONTROL
Attachment Size: 72" WORKING WIDTH

MGL84-A (#IS2288-023-50)




Manufacturer: MARTATCH
Machine Size: SSL
Description: 72" GRADER LEVELER WITH HYDRAULIC DEPTH CONTROL ON THE BLADES

Call 770-908-9439 or check website for Price

HYDRAULIC DEPTH CONTROL
Attachment Size: 84" WORKING WIDTH

MGS72-A (#IS2060-023-50)




Manufacturer: MARTATCH
Machine Size: SSL
Description: 72" GRADER LEVELER

Call 770-908-9439 or check website for Price

MANUAL DEPTH CONTROL
Attachment Size: 72" WORKING WIDTH

MGS84-A (#IS2061-023-50)



Manufacturer: MARTATCH
Machine Size: SSL
Description: 84" GRADER LEVELER

Call 770-908-9439 or check website for Price

MANUAL DEPTH CONTROL
Attachment Size: 84" WORKING WIDTH

GRADER BLADES 3 PT HITCH

10XD-150 (#IS3896-000-64)



Manufacturer: MK MARTIN
Machine Size: TRACTOR
Description: XD Grader Blade

Call 770-908-9439 or check website for Price

WEIGHT: 1745 LBS
Attachment Size: 120" WORKING WIDTH

8XD-100 (#IS3893-000-64)



Manufacturer: MK MARTIN
Machine Size: TRACTOR
Description: XD Grader Blade

Call 770-908-9439 or check website for Price

WEIGHT: 1572 LBS
Attachment Size: 96" WORKING WIDTH

9XD-100 (#IS3894-000-64)



Manufacturer: MK MARTIN
Machine Size: TRACTOR
Description: XD Grader Blade

Call 770-908-9439 or check website for Price

WEIGHT: 1667 LBS
Attachment Size: 108" WORKING WIDTH

9XD-150 (#IS3895-000-64)



Manufacturer: MK MARTIN
Machine Size: TRACTOR
Description: XD Grader Blade

Call 770-908-9439 or check website for Price

WEIGHT: 1695 LBS
Attachment Size: 108" WORKING WIDTH

C10155/F6692/F6694 (#IS2506-025-52)



Manufacturer: FARM KING
Machine Size: 150HP
Description: 9' CUTTING WIDTH HYD TILT AND ANGLE**PLUG AND PLAY**

Call 770-908-9439 or check website for Price

Attachment Size: 108" WORKING WIDTH

C10155/F6692/F6694 (#IS2507-025-52)



Manufacturer: FARM KING
Machine Size: 150HP
Description: 10" CUTTING WIDTH HYD TILT AND ANGLE**PLUG AND PLAY**

Call 770-908-9439 or check website for Price

Attachment Size: 10' WORKING WIDTH

C8082/F6683/F6684 (#IS2500-025-52)



Manufacturer: FARM KING
Machine Size: 80HP
Description: 8' CUTTING WIDTH HYD TILT AND ANGLE**PLUG AND PLAY**

Call 770-908-9439 or check website for Price

Attachment Size: 8' WORKING WIDTH

C8315 (#IS1610-025-52)



Manufacturer: FARM KING
Machine Size: 15HP-30HP
Description: 5' CUTTING WIDTH REAR BLADE Series 30 **SET UP FROM FACTORY**

Call 770-908-9439 or check website for Price

Attachment Size: 60" CUTTING WIDTH

C8317 (#IS2504-025-52)



Manufacturer: FARM KING
Machine Size: 15HP-30HP
Description: 6' CUTTING WIDTH REAR BLADE Series 30 **SET UP FROM FACTORY**

Call 770-908-9439 or check website for Price

Attachment Size: 72" WORKING WIDTH

C8800 (#IS2505-025-52)



Manufacturer: FARM KING
Machine Size: 30HP-60HP
Description: 8' CUTTING WIDTH REAR BLADE Series 60 **SET UP FROM FACTORY**

Call 770-908-9439 or check website for Price

Attachment Size: 8' WORKING WIDTH

C8801 (#IS1611-025-52)



Manufacturer: FARM KING
Machine Size: 30HP-60HP
Description: 7' CUTTING WIDTH REAR BLADE Series 60 **SET UP FROM FACTORY**

Call 770-908-9439 or check website for Price

Attachment Size: 7' CUTTING WIDTH

C9082/F6683/F6684/F6685 (#IS2501-025-52)



Manufacturer: FARM KING
Machine Size: 80HP
Description: 9' CUTTING WIDTH HYD TILT AND ANGLE AND OFFSET**PLUG AND PLAY**

Call 770-908-9439 or check website for Price

Attachment Size: 9' WORKING WIDTH

C9102/F6692/F6693 (#IS2502-025-52)




Manufacturer: FARM KING
Machine Size: 100HP
Description: 9' CUTTING WIDTH HYD TILT AND ANGLE**PLUG AND PLAY**

Call 770-908-9439 or check website for Price

Attachment Size: 9' WORKING WIDTH

**Prices subject to change at anytime..call for most up-to-date pricing.

MK588OT (#IS4109-000-64)



Manufacturer: MK MARTIN
Machine Size: HP 30-50
Description: 60" Offset Tilt Grader Blade

Call 770-908-9439 or check website for Price

WEIGHT: 280 LBS
Attachment Size: 60" WORKING WIDTH

MKGB567 (#IS4110-000-64)



Manufacturer: MK MARTIN
Machine Size: 30 HP MAX
Description: 60" REAR BLADE

Call 770-908-9439 or check website for Price

WEIGHT: 145 LBS
Attachment Size: 60" WORKING WIDTH

GRAIN AUGERS

CONVENTIONAL AUGER / TRUCK LOADER 831 (#IS1656-025-52)



Manufacturer: FARM KING
Machine Size: 831D
Description: CONVENTIONAL AUGER / TRUCK LOADER

Call 770-908-9439 or check website for Price

Attachment Size: 31'-13'

CX2-841D/Y212/Y211/F1578/F1593 (#IS1655-025-52)



Manufacturer: FARM KING
Machine Size: 16HP
Description: 8" CX2 Series Conventional Auger 8" x 41' Direct Drive Auger c/w PTO shaf

Call 770-908-9439 or check website for Price

Attachment Size: 8" X 41'

CX2-841E/Y212/Y211/F1578/F1593 (#IS3371-025-52)



Manufacturer: FARM KING
Machine Size: 8HP ELECTRIC
Description: 8" CX2 Series Conventional Auger 8" x 41' Engine Drive Auger c/w battery box, fuel tank & lines.

Call 770-908-9439 or check website for Price

Attachment Size: 8" X 41'

CX2-851D/Y212/Y211/F1578/F1593 (#IS3369-025-52)



Manufacturer: FARM KING
Machine Size: 20HP
Description: 8" CX2 Series Conventional Auger 8" x 51' Direct Drive Auger c/w PTO shaft

Call 770-908-9439 or check website for Price

Attachment Size: 8" X 51'

CX2-851E/Y212/Y211/F1578/F1593 (#IS3372-025-52)



Manufacturer: FARM KING
Machine Size: 10HP ELECTRIC
Description: 8" CX2 Series Conventional Auger 8" x 51' Engine Drive Auger c/w battery box, fuel tank & lines

Call 770-908-9439 or check website for Price

Attachment Size: 8" X 51'

CX2-861D/Y212/Y211/F1578/F1593 (#IS3370-025-52)



Manufacturer: FARM KING
Machine Size: 24HP
Description: 8" CX2 Series Conventional Auger 8" x 61' Direct Drive Auger c/w PTO shaft

Call 770-908-9439 or check website for Price

Attachment Size: 8" X 61'

GRAIN CARTS

Demco 1000 Grain Cart (#IS4598-035-23)



Manufacturer: DEMCO
Machine Size:
Description: Demco 1000 Grain Cart

Call 770-908-9439 or check website for Price

Attachment Size: 1000 BUSHEL

Demco 1100 Grain Cart (#IS1635-035-23)



Manufacturer: DEMCO
Machine Size:
Description: Demco 1100 Grain Cart

Call 770-908-9439 or check website for Price

Attachment Size: 1100 BUSHEL

Demco 650 Grain Cart (#IS1632-035-23)



Manufacturer: DEMCO
Machine Size:
Description: Demco 650 Grain Cart

Call 770-908-9439 or check website for Price

Attachment Size: 650 BUSHEL

Demco 750 Grain Cart (#IS1633-035-23)



Manufacturer: DEMCO
Machine Size:
Description: Demco 750 Grain Cart

Call 770-908-9439 or check website for Price

Attachment Size: 750 BUSHEL

Demco 850 Grain Cart (#IS1634-035-23)



Manufacturer: DEMCO
Machine Size:
Description: Demco 850 Grain Cart

Call 770-908-9439 or check website for Price

Attachment Size: 850 BUSHEL

MK 3200/WA275-11-425/MKGW32TS (#IS4707-000-64)



Manufacturer: MK MARTIN
Machine Size:

Call 770-908-9439 or check website for Price

WEIGHT: 1980 LBS

Attachment Size: Capacity (Bushels) 320

The MK Gravity Box comes in three models, available with optional extensions. Ranging from 270-745 bushel capacities, we have the perfect sized Gravity Box for your operation.

Description:

Gravity Box
 Available on the proven running gear from Horst Wagons, or as a box-only model to place on your own wagon, you can rest easy knowing that the MK Martin Gravity Box is going to get your load where it needs to go.

GRAIN CLEANER

Y362 (#IS1750-025-52)



Manufacturer: FARM KING
Machine Size:
Description:

Call 770-908-9439 or check website for Price

Attachment Size:

GRAIN CLEANER/DOES NOT INCLUDE OPTIONAL AUGER OR SWING ASSEMBLY Note: 1 HP (1725 RPM) electric motor w/ 2.5" single groove pulley recommended (Not included)

GRAIN WAGONS

500 SS Grain Wagon (#IS1639-035-23)



Manufacturer: DEMCO
Machine Size:
Description: 500 SS Grain Wagon

Call 770-908-9439 or check website for Price

Attachment Size: 500 BUSHEL

650 SS Grain Wagon (#IS1640-035-23)



Manufacturer: DEMCO
Machine Size:
Description: 650 SS Grain Wagon

Call 770-908-9439 or check website for Price

Attachment Size: 650 BUSHEL

750 SS Grain Wagon (#IS1641-035-23)



Manufacturer: DEMCO
Machine Size:
Description: 750 SS Grain Wagon

Call 770-908-9439 or check website for Price

Attachment Size: 750 BUSHEL

GRAPPLE AG TRACTOR EURO/GLOBAL MOUNT

811095 (#IS0618-023-02)



Manufacturer: WORKSAVER INC.
Machine Size: TRACTOR EURO/GLOBAL MOUNT
Description: ETG-26G 72" wide Euro/Global mount loaders. Shipped with hoses less couplers

Call 770-908-9439 or check website for Price

Attachment Size: 6' WORKING WIDTH

812640 (#IS0633-023-02)



Manufacturer: WORKSAVER INC.
Machine Size: TRACTOR EURO/GLOBAL MOUNT
Description: 72" Low Profile Tine Grapple with Euro/Global mount . Shipped with hoses less couplers

Call 770-908-9439 or check website for Price

Attachment Size: 6' WORKING WIDTH

812645 (#IS0634-023-02)



Manufacturer: WORKSAVER INC.
Machine Size: TRACTOR EURO/GLOBAL MOUNT
Description: 78" Low Profile Tine Grapple with Euro/Global mount . Shipped with hoses less couplers

Call 770-908-9439 or check website for Price

Attachment Size: 78" WORKING WIDTH

812650 (#IS0635-023-02)



Manufacturer: WORKSAVER INC.
Machine Size: TRACTOR EURO/GLOBAL MOUNT
Description: 84" Low Profile Tine Grapple with Euro/Global mount . Shipped less hoses & couplers

Call 770-908-9439 or check website for Price

Attachment Size: 7' WORKING WIDTH

GRAPPLE AG TRACTOR JOHN DEERE MOUNT

811075 (#IS0617-023-02)



Manufacturer: WORKSAVER INC.
Machine Size: TRACTOR JD 400/500 series
Description: ETG-26JD Grapple 72" wide with two 20" upper grapples for JD 400/500 series QA loaders. Shipped with hoses less couplers

Call 770-908-9439 or check website for Price

Attachment Size: 6' WORKING WIDTH

811080 (#IS0620-023-02)



Manufacturer: WORKSAVER INC.
Machine Size: TRACTOR JD 400/500 series
Description: Low-Profile Grapple 61" wide w/ single upper grapple for JD 400/500 series loaders, includes hoses less couplers

Call 770-908-9439 or check website for Price

Attachment Size: 61" WORKING WIDTH

811085 (#IS0621-023-02)



Manufacturer: WORKSAVER INC.
Machine Size: TRACTOR JD 400/500 series
Description: Low-Profile Grapple 72" wide w/ single upper grapple for JD 400/500 series loaders, includes hoses less couplers

Call 770-908-9439 or check website for Price

Attachment Size: 6' WORKING WIDTH

GRAPPLE BUCKET TELEHANDLER

307150 (#IS2343-025-34)



Manufacturer: PALADIN
Machine Size: CAT IT/TH
Description: BALE/HAY GRAPPLE BUCKET - HEAVY-DUTY FOR TELEHANDLERS

Call 770-908-9439 or check website for Price

CAT IT/TH

Attachment Size: 1.75 cu yd

308001 (#IS2345-025-34)



Manufacturer: PALADIN
Machine Size: Manitou
Description: BALE/HAY GRAPPLE BUCKET - HEAVY-DUTY FOR TELEHANDLERS

Call 770-908-9439 or check website for Price

MANITOU

Attachment Size: 2.15 cu yd

308279 (#IS2344-025-34)



Manufacturer: PALADIN
Machine Size: JCB Q-fit
Description: BALE/HAY GRAPPLE BUCKET - HEAVY-DUTY FOR TELEHANDLERS

Call 770-908-9439 or check website for Price

JCB Q-FIT

Attachment Size: 2.15 cu yd

GRAPPLE EXCAVATOR**13EG23 (#IS2132-034-54)**

Manufacturer: NM ATTACHMENTS
Machine Size: 24000LBS-33000LBS
Description: 2 OVER 3 TINE DEMOLITION GRAPPLE***MUST SPECIFY MOUNT***

Call 770-908-9439 or check website for Price**Attachment Size:** 2 OVER 3 TINE DEMOLITION GRAPPLE**13EG34 (#IS2133-034-54)**

Manufacturer: NM ATTACHMENTS
Machine Size: 24000LBS-33000LBS
Description: 3 OVER 4 TINE DEMOLITION GRAPPLE***MUST SPECIFY MOUNT***

Call 770-908-9439 or check website for Price**Attachment Size:** 3 OVER 4 TINE DEMOLITION GRAPPLE**15EG23 (#IS2143-034-54)**

Manufacturer: NM ATTACHMENTS
Machine Size: 33000LBS-45000LBS
Description: 2 OVER 3 TINE DEMOLITION GRAPPLE***MUST SPECIFY MOUNT***

Call 770-908-9439 or check website for Price**Attachment Size:** 2 OVER 3 TINE DEMOLITION GRAPPLE**15EG34 (#IS2144-034-54)**

Manufacturer: NM ATTACHMENTS
Machine Size: 33000LBS-45000LBS
Description: 3 OVER 4 TINE DEMOLITION GRAPPLE***MUST SPECIFY MOUNT***

Call 770-908-9439 or check website for Price**Attachment Size:** 3 OVER 4 TINE DEMOLITION GRAPPLE**20EG23 (#IS1863-034-54)**

Manufacturer: NM ATTACHMENTS
Machine Size: 45,000LBS-55,000LBS
Description: 2 OVER 3 TINE DEMOLITION GRAPPLE***MUST SPECIFY MOUNT***

Call 770-908-9439 or check website for Price**Attachment Size:** 2 OVER 3 TINE DEMOLITION GRAPPLE**20EG34 (#IS1864-034-54)**

Manufacturer: NM ATTACHMENTS
Machine Size: 45,000LBS-55,000LBS
Description: 3 OVER 4 TINE DEMOLITION GRAPPLE***MUST SPECIFY MOUNT***

Call 770-908-9439 or check website for Price**Attachment Size:** 3 OVER 4 TINE GRAPPLE
DEMOLITION GRAPPLE**6EG23 (#IS1983-034-54)**

Manufacturer: NM ATTACHMENTS
Machine Size: 12,000LBS-14,000LBS
Description: 2 OVER 3 TINE DEMOLITION GRAPPLE***MUST SPECIFY MOUNT***

Call 770-908-9439 or check website for Price**Attachment Size:** 2 OVER 3 TINE DEMOLITION GRAPPLE**6EG34 (#IS1984-034-54)**

Manufacturer: NM ATTACHMENTS
Machine Size: 12,000LBS-14,000LBS
Description: 3 OVER 4 TINE DEMOLITION GRAPPLE***MUST SPECIFY MOUNT***

Call 770-908-9439 or check website for Price**Attachment Size:** 3 OVER 4 TINE GRAPPLE
DEMOLITION GRAPPLE**8EG23 (#IS2089-034-54)**

Manufacturer: NM ATTACHMENTS
Machine Size: 14000LBS-24000LBS
Description: 2 OVER 3 TINE DEMOLITION GRAPPLE***MUST SPECIFY MOUNT***

Call 770-908-9439 or check website for Price**Attachment Size:** 2 OVER 3 TINE DEMOLITION GRAPPLE**8EG34 (#IS2090-034-54)**

Manufacturer: NM ATTACHMENTS
Machine Size: 14000LBS-24000LBS
Description: 3 OVER 4 TINE DEMOLITION GRAPPLE***MUST SPECIFY MOUNT***

Call 770-908-9439 or check website for Price**Attachment Size:** 3 OVER 4 TINE DEMOLITION GRAPPLE

GRAPPLE FLAT BOTTOM AG TRACTOR**MAGXD72/EURO-GLOBAL (#IS3706-023-31)**

Manufacturer: MAXILATOR
Machine Size: EURO/GLOBAL
Description: 72" EXTREME DUTY GRAPPLE **PLUG & PLAY**WEIGHS 1250LBS

Call 770-908-9439 or check website for Price

WEIGHT: 1250LBS
Attachment Size: 72" WIDE

GRAPPLE FLAT BOTTOM MINI SKID STEER**107036 (#IS1926-025-34)**

Manufacturer: PALADIN
Machine Size: MINI
Description: 42" MINI BRUSH GRAPPLE UNIVERSAL MOUNT W/ HOSES AND COUPLERS

Call 770-908-9439 or check website for Price

WEIGHT: 270LBS
Attachment Size: 42" WORKING WIDTH

107037 (#IS2222-025-34)

Manufacturer: PALADIN
Machine Size: MINI
Description: 48" MINI BRUSH GRAPPLE UNIVERSAL MOUNT W/ HOSES AND COUPLERS

Call 770-908-9439 or check website for Price

WEIGHT: 287LBS
Attachment Size: 48" WORKING WIDTH

107038 (#IS2223-025-34)

Manufacturer: PALADIN
Machine Size: MINI
Description: 54" MINI BRUSH GRAPPLE UNIVERSAL MOUNT W/ HOSES AND COUPLERS

Call 770-908-9439 or check website for Price

WEIGHT: 295LBS
Attachment Size: 54" WORKING WIDTH

107040 (#IS3948-025-34)

Manufacturer: PALADIN
Machine Size: ASV RT25-50
Description: 48" MINI BRUSH GRAPPLE UNIVERSAL MOUNT W/ HOSES AND COUPLERS

Call 770-908-9439 or check website for Price

WEIGHT: 320LBS
Attachment Size: 48" WORKING WIDTH

107041 (#IS3949-025-34)

Manufacturer: PALADIN
Machine Size: ASV RT25-50
Description: 54" MINI BRUSH GRAPPLE UNIVERSAL MOUNT W/ HOSES AND COUPLERS

Call 770-908-9439 or check website for Price

WEIGHT: 330LBS
Attachment Size: 54" WORKING WIDTH

107043 (#IS2386-025-34)

Manufacturer: PALADIN
Machine Size: MINI BOBCAT MT50/52/55
Description: 48" MINI BRUSH GRAPPLE MINI BOBCAT MT50/52/55 W/ HOSES AND COUPLERS

Call 770-908-9439 or check website for Price

BOBCAT: MT50/52/55
Attachment Size: 48" WORKING WIDTH

1RGMN36SL (#IS4179-000-69)

Manufacturer: CONSTRUCTION ATTACHMENTS
Machine Size: MINI
Description: MINI ROOT GRAPPLE SINGLE GRAPPLE**UNIVERSAL MOUNT**• Hoses and couplers included
18 Month Factory Warranty

Call 770-908-9439 or check website for Price

WEIGHT: 195 LBS
Attachment Size: 36" WORKING WIDTH

1RGMN42SL (#IS4180-000-69)

Manufacturer: CONSTRUCTION ATTACHMENTS
Machine Size: MINI
Description: MINI ROOT GRAPPLE SINGLE GRAPPLE**UNIVERSAL MOUNT**• Hoses and couplers included
18 Month Factory Warranty

Call 770-908-9439 or check website for Price

WEIGHT: 212 LBS
Attachment Size: 42" WORKING WIDTH

1RGMN48DL (#IS4184-000-69)

Manufacturer: CONSTRUCTION ATTACHMENTS
Machine Size: MINI
Description: MINI ROOT GRAPPLE DUAL GRAPPLE**UNIVERSAL MOUNT**• Hoses and couplers included
18 Month Factory Warranty

Call 770-908-9439 or check website for Price

WEIGHT: 248 LBS
Attachment Size: 48" WORKING WIDTH

1RGMN48SL (#IS4181-000-69)




Manufacturer: CONSTRUCTION ATTACHMENTS
Machine Size: MINI
Description: MINI ROOT GRAPPLE SINGLE GRAPPLE**UNIVERSAL MOUNT**• Hoses and couplers included 18 Month Factory Warranty

Call 770-908-9439 or check website for Price

WEIGHT: 226 LBS
Attachment Size: 48" WORKING WIDTH

1RGMN54DL (#IS4185-000-69)



Manufacturer: CONSTRUCTION ATTACHMENTS
Machine Size: MINI
Description: MINI ROOT GRAPPLE DUAL GRAPPLE**UNIVERSAL MOUNT**• Hoses and couplers included 18 Month Factory Warranty

Call 770-908-9439 or check website for Price

WEIGHT: 274 LBS
Attachment Size: 54" WORKING WIDTH

1RGMN54SL (#IS4182-000-69)



Manufacturer: CONSTRUCTION ATTACHMENTS
Machine Size: MINI
Description: MINI ROOT GRAPPLE SINGLE GRAPPLE**UNIVERSAL MOUNT**• Hoses and couplers included 18 Month Factory Warranty

Call 770-908-9439 or check website for Price

WEIGHT: 250 LBS
Attachment Size: 54" WORKING WIDTH

812230 (#IS0653-023-02)



Manufacturer: WORKSAVER INC.
Machine Size: MINI
Description: SARG-42 Mini Sweep Action Rock Grapple for mini skid steer / compact tool carries. Unit is 42" wide. Includes cylinder, hoses and couplers

Call 770-908-9439 or check website for Price

Attachment Size: 42" WORKING WIDTH

MUDG4823-A (#IS3664-023-50)



Manufacturer: MARTATCH
Machine Size: MINI
Description: 48"UTILITY ROOT RAKE GRAPPLE-SINGLE ARM- 32" H X 23" D

Call 770-908-9439 or check website for Price

WEIGHT: 335LBS
Attachment Size: 48" WORKING WIDTH

MUDG4823-A/BOBCAT (#IS3729-023-50)



Manufacturer: MARTATCH
Machine Size: MINI/BOBCAT ONLY
Description: 48"UTILITY ROOT RAKE GRAPPLE-SINGLE ARM- 32" H X 23" D

Call 770-908-9439 or check website for Price

WEIGHT: 335LBS
Attachment Size: 48" WORKING WIDTH

GRAPPLE OPEN/FLAT BOTTOM SKID STEER

1RG66 (#IS4197-000-69)



Manufacturer: CONSTRUCTION ATTACHMENTS
Machine Size: SSL
Description: ROOT GRAPPLE EXTREME DUTY• Hoses and couplers included 18 Month Factory Warranty

Call 770-908-9439 or check website for Price

WEIGHT: 1000 LBS
Attachment Size: 66" WORKING WIDTH

1RG73 (#IS4196-000-69)



Manufacturer: CONSTRUCTION ATTACHMENTS
Machine Size: SSL
Description: ROOT GRAPPLE EXTREME DUTY• Hoses and couplers included 18 Month Factory Warranty

Call 770-908-9439 or check website for Price

WEIGHT: 990LBS
Attachment Size: 73" WORKING WIDTH

1RG78 (#IS4198-000-69)



Manufacturer: CONSTRUCTION ATTACHMENTS
Machine Size: SSL
Description: ROOT GRAPPLE EXTREME DUTY• Hoses and couplers included 18 Month Factory Warranty

Call 770-908-9439 or check website for Price

WEIGHT: 1092LBS
Attachment Size: 78" WORKING WIDTH

1RG84 (#IS4199-000-69)



Manufacturer: CONSTRUCTION ATTACHMENTS
Machine Size: SSL
Description: ROOT GRAPPLE EXTREME DUTY• Hoses and couplers included 18 Month Factory Warranty

Call 770-908-9439 or check website for Price

WEIGHT: 1142LBS
Attachment Size: 84" WORKING WIDTH

**Prices subject to change at anytime..call for most up-to-date pricing.

1RGSXD66 (#IS4200-000-69)



Manufacturer: CONSTRUCTION ATTACHMENTS
Machine Size: SSL
Description: ROOT GRAPPLE SEVERE EXTREME DUTY• Hoses and couplers included 18 Month Factory Warranty

Call 770-908-9439 or check website for Price

WEIGHT: 1140 LBS
Attachment Size: 66" WORKING WIDTH

1RGSXD73 (#IS4201-000-69)



Manufacturer: CONSTRUCTION ATTACHMENTS
Machine Size: SSL
Description: ROOT GRAPPLE SEVERE EXTREME DUTY• Hoses and couplers included 18 Month Factory Warranty

Call 770-908-9439 or check website for Price

WEIGHT: 1150 LBS
Attachment Size: 73" WORKING WIDTH

1RGSXD78 (#IS4202-000-69)



Manufacturer: CONSTRUCTION ATTACHMENTS
Machine Size: SSL
Description: ROOT GRAPPLE SEVERE EXTREME DUTY• Hoses and couplers included 18 Month Factory Warranty

Call 770-908-9439 or check website for Price

WEIGHT: 1242 LBS
Attachment Size: 78" WORKING WIDTH

1RGSXD84 (#IS4203-000-69)



Manufacturer: CONSTRUCTION ATTACHMENTS
Machine Size: SSL
Description: ROOT GRAPPLE SEVERE EXTREME DUTY• Hoses and couplers included 18 Month Factory Warranty

Call 770-908-9439 or check website for Price

WEIGHT: 1292 LBS
Attachment Size: 84" WORKING WIDTH

MAGXD72 (#IS2373-023-31)



Manufacturer: MAXILATOR
Machine Size: SSL
Description: 72" EXTREME DUTY GRAPPLE **PLUG & PLAY**WEIGHS 1250LBS

Call 770-908-9439 or check website for Price

WEIGHT: 1250LBS
Attachment Size: 72" WIDE

GRAPPLE RAKE AG TRACTOR ALL MOUNTS

811380 (#IS0608-023-02)



Manufacturer: WORKSAVER INC.
Machine Size: TRACTOR
Description: Front Loader Split Top Grapple Unit is 62" wide **MUST SPECIFY MOUNT**(NO HOSES OR COUPLERS SUPPLIED)

Call 770-908-9439 or check website for Price

Attachment Size: 62" WORKING WIDTH

811400 (#IS0609-023-02)



Manufacturer: WORKSAVER INC.
Machine Size: TRACTOR
Description: Front Loader Split Top Grapple Unit is 77" wide **MUST SPECIFY MOUNT**(NO HOSES OR COUPLERS SUPPLIED)

Call 770-908-9439 or check website for Price

Attachment Size: 77" WORKING WIDTH

811460 (#IS0749-023-02)



Manufacturer: WORKSAVER INC.
Machine Size: TRACTOR
Description: Designed for Compact Tractor Front Loaders Grapple Rakes is 60" Wide **MUST SPECIFY MOUNT** (NO HOSES OR COUPLERS SUPPLIED)

Call 770-908-9439 or check website for Price

Attachment Size: 5' WORKING WIDTH

GRAPPLE RAKE AG TRACTOR EURO/GLOBAL MOUNT

111410/121152 (#IS2490-025-34)



Manufacturer: PALADIN
Machine Size: TRACTOR EURO/GLOBAL MOUNT
Description: 84" Root Rake Assembly - Euro Global Mount SHIP WEIGHT 1225 LBS

Call 770-908-9439 or check website for Price

EURO/GLOBAL MOUNT

Attachment Size: 84" WORKING WIDTH

114061/121152 (#IS2494-025-34)



Manufacturer: PALADIN
Machine Size: TRACTOR EURO/GLOBAL MOUNT
Description: 72" Root Rake Assembly - Euro Global Mount SHIP WEIGHT 1100 LBS

Call 770-908-9439 or check website for Price

EURO/GLOBAL MOUNT

Attachment Size: 72" WORKING WIDTH

**Prices subject to change at anytime..call for most up-to-date pricing.

811490 (#IS0611-023-02)**Manufacturer** WORKSAVER INC.**Machine Size:** TRACTOR**Description:** Front Loader Split Top Grapple for loaders equipped with Euro/Global carrier. 77" wide with two upper grapples for handling a variety of materials.(NO HOSES OR COUPLERS SUPPLIED)**Call 770-908-9439 or check website for Price****Attachment Size:** 77" WORKING WIDTH**811495 (#IS0610-023-02)****Manufacturer** WORKSAVER INC.**Machine Size:** TRACTOR**Description:** Front Loader Split Top Grapple for loaders equipped with Euro/Global carrier. 62" wide with two upper grapples for handling a variety of materials.(NO HOSES OR COUPLERS SUPPLIED)**Call 770-908-9439 or check website for Price****Attachment Size:** 62" WORKING WIDTH**MRRG64-B (#IS3665-023-50)****Manufacturer** MARTATCH**Machine Size:** EURO/GLOBAL**Description:** 64" ROOT RAKE GRAPPLE-DOUBLE ARM-32" H X 20" D**Call 770-908-9439 or check website for Price****WEIGHT** 885LBS**Attachment Size:** 64" WORKING WIDTH**MRRG72-B (#IS3663-023-50)****Manufacturer** MARTATCH**Machine Size:** EURO/GLOBAL**Description:** 72" ROOT RAKE GRAPPLE-DOUBLE ARM-32" H X 20" D**Call 770-908-9439 or check website for Price****WEIGHT** 938LBS**Attachment Size:** 72" WORKING WIDTH**MRRG80-B (#IS3666-023-50)****Manufacturer** MARTATCH**Machine Size:** EURO/GLOBAL**Description:** 80" ROOT RAKE GRAPPLE-DOUBLE ARM-32" H X 20" D**Call 770-908-9439 or check website for Price****WEIGHT** 990LBS**Attachment Size:** 80" WORKING WIDTH**GRAPPLE RAKE AG TRACTOR JOHN DEERE MOUNT****113088/121152 (#IS1935-025-34)****Manufacturer** PALADIN**Machine Size:** JOHN DEERE 400 MOUNT**Description:** 72" ROOT RAKE GRAPPLE JOHN DEERE 400 MOUNT **PLUG AND PLAY** WITH 84" HOSE KIT**Call 770-908-9439 or check website for Price****JOHN DEERE** 400 SERIS MOUNT**Attachment Size:** 72" WORKING WIDTH**1RRGCMP66-1HITCATA (#IS4456-000-69)****Manufacturer** CONSTRUCTION ATTACHMENTS**Machine Size:** JOHN DEERE 500 QA MOUNT**Description:** ROOT RAKE GRAPPLE COMPACT TRACTOR**JOHN DEERE 500 QA MOUNT** Hoses and Couplers included 1/2" AG COUPLERS**Call 770-908-9439 or check website for Price****WEIGHT** 514 LBS**Attachment Size:** 66" WORKING WIDTH**1RRGCMP72-1HITCATA (#IS4452-000-69)****Manufacturer** CONSTRUCTION ATTACHMENTS**Machine Size:** JOHN DEERE 500 QA MOUNT**Description:** ROOT RAKE GRAPPLE COMPACT TRACTOR**JOHN DEERE 500 QA MOUNT** Hoses and Couplers included 1/2" AG COUPLERS**Call 770-908-9439 or check website for Price****WEIGHT** 576 LBS**Attachment Size:** 72" WORKING WIDTH**GP48/90" HOSE (#IS4787-000-63)****Manufacturer** WIFO EQUIPMENT**Machine Size:** TRACTOR JOHN DEERE 300/400 SERIS**Description:** WIFO JOHN DEERE 300/400 SERIS GRAPPLE RAKE***45HP MAX*****Call 770-908-9439 or check website for Price****WEIGHT** 300 LBS**Attachment Size:** 48" WORKING WIDTH**GP54/90" HOSE (#IS4788-000-63)****Manufacturer** WIFO EQUIPMENT**Machine Size:** TRACTOR JOHN DEERE 300/400 SERIS**Description:** WIFO JOHN DEERE 300/400 SERIS GRAPPLE RAKE***45HP MAX*****Call 770-908-9439 or check website for Price****WEIGHT** 315 LBS**Attachment Size:** 54" WORKING WIDTH

GP60/90" HOSE (#IS4790-000-63)**Manufacturer** WIFO EQUIPMENT**Machine Size:** TRACTOR JOHN DEERE 300/400 SERIS**Description:** WIFO JOHN DEERE 300/400 SERIS GRAPPLE RAKE***45HP MAX*****Call 770-908-9439 or check website for Price****WEIGHT** 335 LBS**Attachment Size:** 60" WORKING WIDTH**GP66/90" HOSE (#IS4789-000-63)****Manufacturer** WIFO EQUIPMENT**Machine Size:** TRACTOR JOHN DEERE 300/400 SERIS**Description:** WIFO JOHN DEERE 300/400 SERIS GRAPPLE RAKE***45HP MAX*****Call 770-908-9439 or check website for Price****WEIGHT** 350 LBS**Attachment Size:** 66" WORKING WIDTH**GRAPPLE RAKE AG TRACTOR SKID STEER MOUNT****109982/121152 (#IS2008-025-34)****Manufacturer** PALADIN**Machine Size:** SSL MOUNT 40HP MAX**Description:** ROOT RAKE GRAPPLE SSL MOUNT **PLUG AND PLAY** WITH 84" HOSE KIT**Call 770-908-9439 or check website for Price****WEIGHT** 413LBS**Attachment Size:** 60" WORKING WIDTH**109983/121152 (#IS2009-025-34)****Manufacturer** PALADIN**Machine Size:** SSL MOUNT 40HP MAX**Description:** ROOT RAKE GRAPPLE SSL MOUNT **PLUG AND PLAY** WITH 84" HOSE KIT**Call 770-908-9439 or check website for Price****WEIGHT** 439LBS**Attachment Size:** 66" WORKING WIDTH**109984/121152 (#IS2011-025-34)****Manufacturer** PALADIN**Machine Size:** SSL MOUNT 40HP MAX**Description:** ROOT RAKE GRAPPLE SSL MOUNT **PLUG AND PLAY** WITH 84" HOSE KIT**Call 770-908-9439 or check website for Price****WEIGHT** 446LBS**Attachment Size:** 72" WORKING WIDTH**1RRGCMP60 (#IS4222-000-69)****Manufacturer** CONSTRUCTION ATTACHMENTS**Machine Size:** TRACTOR SSL MOUNT**Description:** ROOT RAKE GRAPPLE COMPACT TRACTOR**UNIVERSAL SSL MOUNT**• Hoses and Couplers included**Call 770-908-9439 or check website for Price****WEIGHT** 470 LBS**Attachment Size:** 60" WORKING WIDTH**1RRGCMP66 (#IS4223-000-69)****Manufacturer** CONSTRUCTION ATTACHMENTS**Machine Size:** TRACTOR SSL MOUNT**Description:** ROOT RAKE GRAPPLE COMPACT TRACTOR**UNIVERSAL SSL MOUNT**• Hoses and Couplers included**Call 770-908-9439 or check website for Price****WEIGHT** 514 LBS**Attachment Size:** 66" WORKING WIDTH**1RRGCMP72 (#IS4224-000-69)****Manufacturer** CONSTRUCTION ATTACHMENTS**Machine Size:** TRACTOR SSL MOUNT**Description:** ROOT RAKE GRAPPLE COMPACT TRACTOR**UNIVERSAL SSL MOUNT**• Hoses and Couplers included**Call 770-908-9439 or check website for Price****WEIGHT** 576 LBS**Attachment Size:** 72" WORKING WIDTH**811435 (#IS0626-023-02)****Manufacturer** WORKSAVER INC.**Machine Size:** SSL**Description:** Skid Steer Split Top Grapple. Unit is 62" wide with two upper grapples. Includes two 2" x 10"Cylinders (NO HOSES OR COUPLERS SUPPLIED)**Call 770-908-9439 or check website for Price****Attachment Size:** 62" WORKING WIDTH**811440 (#IS0627-023-02)****Manufacturer** WORKSAVER INC.**Machine Size:** SSL**Description:** Skid Steer Split Top Grapple. Unit is 77" wide with two upper grapples. Includes two 2" x 10" Cylinders (NO HOSES OR COUPLERS SUPPLIED)**Call 770-908-9439 or check website for Price****Attachment Size:** 77" WORKING WIDTH

811480 (#IS0750-023-02)

Call 770-908-9439 or check website for Price



Manufacturer: WORKSAVER INC.
Machine Size: TRACTOR
Description: 60" GRAPPLE RAKE (NO HOSES OR COUPLERS SUPPLIED) SKID STEER MOUNT

Attachment Size: 5' WORKING WIDTH

GP48SS/90" HOSE (#IS4791-000-63)

Call 770-908-9439 or check website for Price



Manufacturer: WIFO EQUIPMENT
Machine Size: SSL MOUNT
Description: WIFO SKIDSTEER MOUNT SERIS GRAPPLE RAKE***45HP MAX***

WEIGHT: 300 LBS

Attachment Size: 48" WORKING WIDTH

GP54SS/90" HOSE (#IS4792-000-63)

Call 770-908-9439 or check website for Price



Manufacturer: WIFO EQUIPMENT
Machine Size: SSL MOUNT
Description: WIFO SKIDSTEER MOUNT SERIS GRAPPLE RAKE***45HP MAX***

WEIGHT: 315 LBS

Attachment Size: 54" WORKING WIDTH

GP60SS/90" HOSE (#IS4793-000-63)

Call 770-908-9439 or check website for Price



Manufacturer: WIFO EQUIPMENT
Machine Size: SSL MOUNT
Description: WIFO SKIDSTEER MOUNT SERIS GRAPPLE RAKE***45HP MAX***

WEIGHT: 335 LBS

Attachment Size: 60" WORKING WIDTH

GP66SS/90" HOSE (#IS4794-000-63)

Call 770-908-9439 or check website for Price



Manufacturer: WIFO EQUIPMENT
Machine Size: SSL MOUNT
Description: WIFO SKIDSTEER MOUNT SERIS GRAPPLE RAKE***45HP MAX***

WEIGHT: 350 LBS

Attachment Size: 66" WORKING WIDTH

MRRG64-A (#IS3968-023-50)

Call 770-908-9439 or check website for Price



Manufacturer: MARTATCH
Machine Size: SSL
Description: 64" ROOT RAKE GRAPPLE-DOUBLE ARM-32" H X 20" D

WEIGHT: 885LBS

Attachment Size: 64" WORKING WIDTH

MRRG72-A (#IS3967-023-50)

Call 770-908-9439 or check website for Price



Manufacturer: MARTATCH
Machine Size: SSL
Description: 72" ROOT RAKE GRAPPLE-DOUBLE ARM-32" H X 20" D

WEIGHT: 938LBS

Attachment Size: 72" WORKING WIDTH

MRRG80-A (#IS3969-023-50)

Call 770-908-9439 or check website for Price



Manufacturer: MARTATCH
Machine Size: SSL
Description: 80" ROOT RAKE GRAPPLE-DOUBLE ARM-32" H X 20" D

WEIGHT: 990LBS

Attachment Size: 80" WORKING WIDTH

GRAPPLE RAKE COMPACT AG TRACTOR

811670 (#IS0625-023-02)

Call 770-908-9439 or check website for Price



Manufacturer: WORKSAVER INC.
Machine Size: SUB COMPACT TRACTOR
Description: Sub-compact tine Grapple 48" wide JD 200/300/400 mount (NO HOSES OR COUPLERS SUPPLIED)

Attachment Size: 48" WORKING WIDTH

811690 (#IS0624-023-02)

Call 770-908-9439 or check website for Price



Manufacturer: WORKSAVER INC.
Machine Size: SUB COMPACT TRACTOR
Description: Sub-compact Tine Grapple 48" wide skid steer mount (NO HOSES OR COUPLERS SUPPLIED)

Attachment Size: 48" WORKING WIDTH

811850 (#IS0622-023-02)



Manufacturer: WORKSAVER INC.
Machine Size: SUB COMPACT TRACTOR
Description: Compact Tine Grapple 48" wide with skid steer mount(NO HOSES OR COUPLERS SUPPLIED)
Attachment Size: 48" WORKING WIDTH

Call 770-908-9439 or check website for Price

811855 (#IS0623-023-02)



Manufacturer: WORKSAVER INC.
Machine Size: SUB COMPACT TRACTOR
Description: Compact Tine Grapple 48" wide with John Deere 200/300/400 mount (NO HOSES OR COUPLERS SUPPLIED)
Attachment Size: 48" WORKING WIDTH

Call 770-908-9439 or check website for Price

GRAPPLE RAKE ELECTRIC AG TRACTOR

811880 (#IS2278-023-02)



Manufacturer: WORKSAVER INC.
Machine Size: MAX 32 ENGINE HP
Description: Electric Sub-Compact Grapple **SSL MOUNT** WEIGHT 247LBS
Attachment Size: 48" WORKING WIDTH
WEIGHT: 247LBS

Call 770-908-9439 or check website for Price

811885 (#IS2279-023-02)



Manufacturer: WORKSAVER INC.
Machine Size: MAX 32 ENGINE HP
Description: Electric Sub-Compact Grapple **JD MOUNT**(200X, 200CX, D120,H120, H130,D160, 220R).WEIGHT 240LBS
Attachment Size: 48" WORKING WIDTH
WEIGHT: 240LBS

Call 770-908-9439 or check website for Price

GRAPPLE RAKE MINI SKID STEER

811730 (#IS0651-023-02)



Manufacturer: WORKSAVER INC.
Machine Size: MINI
Description: 48" Grapple designed for Mini Skid Steers/ Compact Tool Carries w/ universal mini mount. Single upper grapple 31" wide. Includes hoses & Couplers
Attachment Size: 48" WORKING WIDTH

Call 770-908-9439 or check website for Price

811740 (#IS0652-023-02)



Manufacturer: WORKSAVER INC.
Machine Size: MINI BOBCAT
Description: 48" Grapple designed for Bobcat MT-series (MT-50,MT-52, MT-55) & S-70 plus Gehl 1640E. Single upper grapple 31" wide. Includes hoses and couplers
Attachment Size: 48" WORKING WIDTH
BOBCAT: MT50/52/55

Call 770-908-9439 or check website for Price

GP48MS/90" HOSE (#IS4786-000-63)



Manufacturer: WIFO EQUIPMENT
Machine Size: MINI
Description: WIFO MINI SKIDSTEER GRAPPLE RAKE
Attachment Size: 48" WORKING WIDTH
WEIGHT: 275 LBS

Call 770-908-9439 or check website for Price

GRAPPLE RAKE SKID STEER

123682/121152 (#IS1915-025-34)



Manufacturer: PALADIN
Machine Size: SSL
Description: 78" ROOT RAKE GRAPPLE **PLUG AND PLAY** WITH 84" HOSE KIT
Attachment Size: 78" GRAPPLE RAKE
WEIGHT: 1325LBS

Call 770-908-9439 or check website for Price

123683/121152 (#IS1557-025-34)



Manufacturer: PALADIN
Machine Size: SSL
Description: 84" ROOT RAKE GRAPPLE **PLUG AND PLAY** WITH 84" HOSE KIT
Attachment Size: 84" GRAPPLE RAKE
WEIGHT: 1450LBS

Call 770-908-9439 or check website for Price

123685/121152 (#IS2007-025-34)




Manufacturer: PALADIN
Machine Size: SSL
Description: 72" ROOT RAKE GRAPPLE **PLUG AND PLAY**WITH 84" HOSE KIT

Call 770-908-9439 or check website for Price

WEIGHT: 1200LBS
Attachment Size: 72" GRAPPLE RAKE

1RRG74 (#IS4216-000-69)



Manufacturer: CONSTRUCTION ATTACHMENTS
Machine Size: SSL
Description: ROOT RAKE GRAPPLE EXTREME DUTY• Hoses and couplers included 18 Month Factory Warranty

Call 770-908-9439 or check website for Price

WEIGHT: 1172 LBS
Attachment Size: 74" WORKING WIDTH

1RRG80 (#IS4217-000-69)



Manufacturer: CONSTRUCTION ATTACHMENTS
Machine Size: SSL
Description: ROOT RAKE GRAPPLE EXTREME DUTY• Hoses and couplers included 18 Month Factory Warranty

Call 770-908-9439 or check website for Price

WEIGHT: 1260 LBS
Attachment Size: 80" WORKING WIDTH

1RRG86 (#IS4218-000-69)



Manufacturer: CONSTRUCTION ATTACHMENTS
Machine Size: SSL
Description: ROOT RAKE GRAPPLE EXTREME DUTY• Hoses and couplers included 18 Month Factory Warranty

Call 770-908-9439 or check website for Price

WEIGHT: 1288 LBS
Attachment Size: 86" WORKING WIDTH

812500 (#IS0628-023-02)



Manufacturer: WORKSAVER INC.
Machine Size: SSL
Description: Skid steer brush grapple with two upper clamps 84-inches wide ***PLUG AND PLAY***

Call 770-908-9439 or check website for Price

Attachment Size: 7' WORKING WIDTH

GRAPPLE RAKE WHEEL LOADER

125RRHG-96 (#IS2692-034-54)



Manufacturer: NM ATTACHMENTS
Machine Size: WHEEL LOADER CLASS 125
Description: 96" Wide, 13.5" Tine Spacing, 8 tines, Hydraulic Grapple **MUST SPECIFY MOUNT**

Call 770-908-9439 or check website for Price

Attachment Size: 96" WORKING WIDTH

150RRHG-105 (#IS2690-034-54)



Manufacturer: NM ATTACHMENTS
Machine Size: WHEEL LOADER CLASS 150
Description: 105" Wide, 13.5" Tine Spacing, 8 tines, Hydraulic Grapple **MUST SPECIFY MOUNT**

Call 770-908-9439 or check website for Price

Attachment Size: 105" WORKING WIDTH

175RRHG-105 (#IS2691-034-54)



Manufacturer: NM ATTACHMENTS
Machine Size: WHEEL LOADER CLASS 175
Description: 105" Wide, 13.5" Tine Spacing, 8 tines, Hydraulic Grapple **MUST SPECIFY MOUNT**

Call 770-908-9439 or check website for Price

Attachment Size: 105" WORKING WIDTH

GRAPPLE ROCK FLAT BOTTOM SKID STEER

1SKBWG66 (#IS4234-000-69)



Manufacturer: CONSTRUCTION ATTACHMENTS
Machine Size: SSL
Description: XTREME DUTY SKELETON GRAPPLE BUCKET TINE SPCING 2" 7/16" • Hoses and couplers included 18 Month Factory Warranty

Call 770-908-9439 or check website for Price

WEIGHT: 900 LBS
Attachment Size: 66" WORKING WIDTH

1SKBWG73 (#IS4235-000-69)



Manufacturer: CONSTRUCTION ATTACHMENTS
Machine Size: SSL
Description: XTREME DUTY SKELETON GRAPPLE BUCKET TINE SPCING 2" 7/16" • Hoses and couplers included 18 Month Factory Warranty

Call 770-908-9439 or check website for Price

WEIGHT: 996 LBS
Attachment Size: 73" WORKING WIDTH

1SKBWG82 (#IS4236-000-69)



Manufacturer: CONSTRUCTION ATTACHMENTS
Machine Size: SSL
Description: XTREME DUTY SKELETON GRAPPLE BUCKET TINE SPCING 2" 7/16" • Hoses and couplers included 18 Month Factory Warranty

Call 770-908-9439 or check website for Price

WEIGHT: 1092 LBS
Attachment Size: 82" WORKING WIDTH

MRSFG72-A (#IS2706-023-50)



Manufacturer: MARTATCH
Machine Size: SSL
Description: 72" ROCK GRAPPLE - RETAINS 3" ROCKS

Call 770-908-9439 or check website for Price

Attachment Size: 72" WORKING WIDTH

MRSFG78-A (#IS2707-023-50)



Manufacturer: MARTATCH
Machine Size: SSL
Description: 78" ROCK GRAPPLE - RETAINS 3" ROCKS

Call 770-908-9439 or check website for Price

Attachment Size: 78" WORKING WIDTH

MRSFG84-A (#IS2708-023-50)




Manufacturer: MARTATCH
Machine Size: SSL
Description: 84" ROCK GRAPPLE - RETAINS 3" ROCKS

Call 770-908-9439 or check website for Price

Attachment Size: 84" WORKING WIDTH

MSFG84-A (#IS2750-023-50)



Manufacturer: MARTATCH
Machine Size: SSL
Description: STONE FORK GRAPPLES**PLUG & PLAY**

Call 770-908-9439 or check website for Price

Attachment Size: 84" WORKING WIDTH

MSFG96-A (#IS2751-023-50)



Manufacturer: MARTATCH
Machine Size: SSL
Description: STONE FORK GRAPPLES**PLUG & PLAY**

Call 770-908-9439 or check website for Price

Attachment Size: 96" WORKING WIDTH

GRAPPLE ROOT AG TRACTOR 30-50 HP SKID STEER MOUNT

1RGCMP54 (#IS4188-000-69)



Manufacturer: CONSTRUCTION ATTACHMENTS
Machine Size: TRACTOR SSL MOUNT
Description: Compact Root Grapple - Tractor Loader Attachment***SSL MOUNT*** • Hoses and couplers included 18 Month Factory Warranty

Call 770-908-9439 or check website for Price

WEIGHT: 444 LBS
Attachment Size: 54" WORKING WIDTH

1RGCMP60 (#IS4189-000-69)



Manufacturer: CONSTRUCTION ATTACHMENTS
Machine Size: TRACTOR SSL MOUNT
Description: Compact Root Grapple - Tractor Loader Attachment***SSL MOUNT*** • Hoses and couplers included 18 Month Factory Warranty

Call 770-908-9439 or check website for Price

WEIGHT: 472 LBS
Attachment Size: 60" WORKING WIDTH

1RGCMP66 (#IS4190-000-69)



Manufacturer: CONSTRUCTION ATTACHMENTS
Machine Size: TRACTOR SSL MOUNT
Description: Compact Root Grapple - Tractor Loader Attachment***SSL MOUNT*** • Hoses and couplers included 18 Month Factory Warranty

Call 770-908-9439 or check website for Price

WEIGHT: 500 LBS
Attachment Size: 66" WORKING WIDTH

1RGCMP72 (#IS4191-000-69)



Manufacturer: CONSTRUCTION ATTACHMENTS
Machine Size: TRACTOR SSL MOUNT
Description: Compact Root Grapple - Tractor Loader Attachment***SSL MOUNT*** • Hoses and couplers included 18 Month Factory Warranty

Call 770-908-9439 or check website for Price

WEIGHT: 518 LBS
Attachment Size: 72" WORKING WIDTH

1RGMN48DL-UNI (#IS4186-000-69)



Manufacturer: CONSTRUCTION ATTACHMENTS
Machine Size: TRACTOR 20HP-40HP SSL MOUNT
Description: COMPACT TRACTOR ROOT GRAPPLE DUAL GRAPPLE**UNIVERSAL SSL MOUNT***Hoses and couplers included***18 Month Factory Warranty

Call 770-908-9439 or check website for Price

WEIGHT: 248 LBS
Attachment Size: 48" WORKING WIDTH

1RGMN48SL-1HITCATA (#IS4470-000-69)



Manufacturer: CONSTRUCTION ATTACHMENTS
Machine Size: YANMAR YL110/YL210 QC
Description: MINI ROOT GRAPPLE SINGLE GRAPPLE**YANMAR YL110/YL210 QC + 1/2" AG COUPLERS**
 Hoses and couplers included 18 Month Factory Warranty

Call 770-908-9439 or check website for Price

WEIGHT: 226 LBS
Attachment Size: 48" WORKING WIDTH

1RGMN48SL-SSL (#IS4558-000-69)



Manufacturer: CONSTRUCTION ATTACHMENTS
Machine Size: MINI
Description: ROOT GRAPPLE SINGLE GRAPPLE**UNIVERSAL SSL MOUNT**
 Hoses and couplers included 18 Month Factory Warranty

Call 770-908-9439 or check website for Price

WEIGHT: 226 LBS
Attachment Size: 48" WORKING WIDTH

1RGMN54DL-UNI (#IS4187-000-69)



Manufacturer: CONSTRUCTION ATTACHMENTS
Machine Size: TRACTOR 20HP-30HP SSL MOUNT
Description: COMPACT TRACTOR ROOT GRAPPLE DUAL GRAPPLE**UNIVERSAL SSL MOUNT***Hoses and couplers included***18 Month Factory Warranty

Call 770-908-9439 or check website for Price

WEIGHT: 274 LBS
Attachment Size: 54" WORKING WIDTH

811020 (#IS0615-023-02)



Manufacturer: WORKSAVER INC.
Machine Size: SSL MOUNT 55HP MAX
Description: Low-Profile Tine Grapple for 30-55 hp. NOT FOR USE ON SKID STEER LOADERS

Call 770-908-9439 or check website for Price

Attachment Size: 5' WORKING WIDTH

811025 (#IS0616-023-02)



Manufacturer: WORKSAVER INC.
Machine Size: SSL MOUNT 50HP MAX
Description: Low-Profile Tine Grapple for 30HP-50HP. NOT FOR USE ON SKID STEER LOADERS

Call 770-908-9439 or check website for Price

Attachment Size: 6' WORKING WIDTH

811090 (#IS0619-023-02)



Manufacturer: WORKSAVER INC.
Machine Size: TRACTOR 55HP MAX
Description: Low profile Tine Grapple for 30 -55 hp skid steers (& tractor front loaders) two upper grapples each 20" in width. Hyd. Hoses "connect under pressure" flat-face couplers

Call 770-908-9439 or check website for Price

Attachment Size: 6' WORKING WIDTH

GRAPPLE ROOT AG TRACTOR 51-100 HP SKID STEER MOUNT

1RGWX66 (#IS4192-000-69)



Manufacturer: CONSTRUCTION ATTACHMENTS
Machine Size: TRACTOR SSL MOUNT 51-100 HP
Description: TRACTOR ROOT GRAPPLE DUAL GRAPPLE**UNIVERSAL SSL MOUNT***Hoses and couplers included

Call 770-908-9439 or check website for Price

WEIGHT: 794 LBS
Attachment Size: 66" WORKING WIDTH

1RGWX73 (#IS4193-000-69)



Manufacturer: CONSTRUCTION ATTACHMENTS
Machine Size: TRACTOR SSL MOUNT 51-100 HP
Description: TRACTOR ROOT GRAPPLE DUAL GRAPPLE**UNIVERSAL SSL MOUNT***Hoses and couplers included

Call 770-908-9439 or check website for Price

WEIGHT: 814 LBS
Attachment Size: 73" WORKING WIDTH

1RGWX78 (#IS4194-000-69)



Manufacturer: CONSTRUCTION ATTACHMENTS
Machine Size: TRACTOR SSL MOUNT 51-100 HP
Description: TRACTOR ROOT GRAPPLE DUAL GRAPPLE**UNIVERSAL SSL MOUNT***Hoses and couplers included

Call 770-908-9439 or check website for Price

WEIGHT: 896 LBS
Attachment Size: 78" WORKING WIDTH

**Prices subject to change at anytime..call for most up-to-date pricing.

1RGWX84 (#IS4195-000-69)

Manufacturer: CONSTRUCTION ATTACHMENTS
Machine Size: TRACTOR SSL MOUNT 51-100 HP
Description: TRACTOR ROOT GRAPPLE DUAL GRAPPLE**UNIVERSAL SSL MOUNT***Hoses and couplers included

Call 770-908-9439 or check website for Price

WEIGHT: 946 LBS

Attachment Size: 84" WORKING WIDTH

812530 (#IS0646-023-02)

Manufacturer: WORKSAVER INC.
Machine Size: TRACTOR
Description: 72" HD solid bottom sweep action scrap bucket. Features 21" wide sweep clamps. Complete with hoses and flat-face couplers

Call 770-908-9439 or check website for Price

Attachment Size: 6' WORKING WIDTH

812535 (#IS0630-023-02)

Manufacturer: WORKSAVER INC.
Machine Size: SSL
Description: Skid Steer Low-Profile Tine Grapple. Cylinder guards. Overall width 72". Tines 7 1/2" on center. "Connect under pressure" Flat-faced couplers.

Call 770-908-9439 or check website for Price

Attachment Size: 6' WORKING WIDTH

812555 (#IS0631-023-02)

Manufacturer: WORKSAVER INC.
Machine Size: SSL
Description: Skid Steer Low-Profile Tine Grapple. Same as above, but with 78" overall width.

Call 770-908-9439 or check website for Price

Attachment Size: 78" WORKING WIDTH

812575 (#IS0632-023-02)

Manufacturer: WORKSAVER INC.
Machine Size: SSL
Description: Skid Steer Low-Profile Tine Grapple. Same as above, but with 84" overall width.

Call 770-908-9439 or check website for Price

Attachment Size: 7' WORKING WIDTH

GRAPPLE ROOT JOHN DEERE MOUNT**1RG84-1HITCATE (#IS4474-000-69)**

Manufacturer: CONSTRUCTION ATTACHMENTS
Machine Size: JD 600 SERIES QC HITCH W/ SPRING LATCHING MECHANISM (JD740 LOADER) + 1/2" AG COUPLERS
Description: ROOT GRAPPLE EXTREME DUTY JD 600 SERIES QC HITCH W/ SPRING LATCHING MECHANISM (JD740 LOADER) + 1/2" AG COUPLERS • Hoses and couplers included 18 Month Factory Warranty

Call 770-908-9439 or check website for Price

WEIGHT: 1142LBS

Attachment Size: 84" WORKING WIDTH

1RGCMP60-1HITCATA (#IS4445-000-69)

Manufacturer: CONSTRUCTION ATTACHMENTS
Machine Size: JOHN DEERE 300/400 QA
Description: Compact Root Grapple - Tractor Loader Attachment***JOHN DEERE 300/400 QA*** • Hoses and couplers included 18 Month Factory Warranty

Call 770-908-9439 or check website for Price

WEIGHT: 472 LBS

Attachment Size: 60" WORKING WIDTH

1RGCMP72-1HITCATA (#IS4447-000-69)

Manufacturer: CONSTRUCTION ATTACHMENTS
Machine Size: JOHN DEERE 300/400 QA
Description: Compact Root Grapple - Tractor Loader Attachment***JOHN DEERE 300/400 QA*** • Hoses and couplers included 18 Month Factory Warranty

Call 770-908-9439 or check website for Price

WEIGHT: 582 LBS

Attachment Size: 72" WORKING WIDTH

1RGWX73-1HITCATA (#IS4446-000-69)

Manufacturer: CONSTRUCTION ATTACHMENTS
Machine Size: JOHN DEERE 500QA
Description: TRACTOR ROOT GRAPPLE DUAL GRAPPLE**JOHN DEERE 500 QA***Hoses and couplers included 1/2" AG COUPLERS


Call 770-908-9439 or check website for Price

WEIGHT: 814 LBS

Attachment Size: 73" WORKING WIDTH

1RGWX73- 1HITCATD (#IS4461-000-69)

Call 770-908-9439 or check website for Price




Manufacturer CONSTRUCTION ATTACHMENTS
Machine Size: JD-620 LOADER, 600 SERIES JD QC HITCH (SPRING LATCHING MECHANISM INCLUDED) + 1/2" AG COUPLERS
Description: TRACTOR ROOT GRAPPLE DUAL GRAPPLE**JD-620 LOADER, 600 SERIES JD QC HITCH (SPRING LATCHING MECHANISM INCLUDED) + 1/2" AG COUPLERS***Hoses and couplers included1/2" AG COUPLERS

WEIGHT 814 LBS
Attachment Size: 73" WORKING WIDTH

1RGWX84-1HITCATE (#IS4454-000-69)

Call 770-908-9439 or check website for Price



Manufacturer CONSTRUCTION ATTACHMENTS
Machine Size: JOHN DEERE 600 SERIS MOUNT
Description: TRACTOR ROOT GRAPPLE DUAL GRAPPLE**JOHN DEERE 600 SERIS MOUNT*•Hoses and couplers included 1/2" AG COUPLERS

WEIGHT 946 LBS
Attachment Size: 84" WORKING WIDTH

GRAPPLE ROOT KUBOTA MOUNT

1RGCMP72-1HITCATD (#IS4457-000-69)

Call 770-908-9439 or check website for Price



Manufacturer CONSTRUCTION ATTACHMENTS
Machine Size: KUBOTA LA1251 KUBOTA QC HITCH
Description: Compact Root Grapple - Tractor Loader Attachment***KUBOTA LA1251 KUBOTA QC HITCH + 1/2" AG COUPLER*** • Hoses and couplers included 18 Month Factory Warranty

WEIGHT 582 LBS
Attachment Size: 72" WORKING WIDTH

1RGWX66 -1HITCATD (#IS4464-000-69)

Call 770-908-9439 or check website for Price



Manufacturer CONSTRUCTION ATTACHMENTS
Machine Size: KUBOTA LA1251 QA
Description: TRACTOR ROOT GRAPPLE DUAL GRAPPLE**KUBOTA LA1251 QA **•Hoses and couplers included+ 1/2" AG COUPLERS

WEIGHT 794 LBS
Attachment Size: 66" WORKING WIDTH

1RGWX73-HITCATD (#IS4455-000-69)

Call 770-908-9439 or check website for Price



Manufacturer CONSTRUCTION ATTACHMENTS
Machine Size: KUBOTA LA 1251 QA
Description: TRACTOR ROOT GRAPPLE DUAL GRAPPLE** KUBOTA LA 1251 QA**•Hoses and couplers included

WEIGHT 814 LBS
Attachment Size: 73" WORKING WIDTH

GRAPPLE SOLID BOTTOM MINI SKID STEER

107147 (#IS2250-025-34)

Call 770-908-9439 or check website for Price



Manufacturer PALADIN
Machine Size: MINI
Description: 36" SCRAP GRAPPLE mini universal mount, flat face couplers**PLUG & PLAY**

WEIGHT 260LBS
Attachment Size: 36" WORKING WIDTH

107148 (#IS2249-025-34)

Call 770-908-9439 or check website for Price



Manufacturer PALADIN
Machine Size: MINI
Description: 42" SCRAP GRAPPLE mini universal mount, flat face couplers**PLUG & PLAY**

WEIGHT 268LBS
Attachment Size: 42" WORKING WIDTH

116703 (#IS2248-025-34)

Call 770-908-9439 or check website for Price



Manufacturer PALADIN
Machine Size: MINI
Description: 48" MINI SCRAP GRAPPLE mini universal, flat face couplers** PLUG & PLAY**

WEIGHT 450LBS
Attachment Size: 48" WORKING WIDTH

1GBMN36SL (#IS4242-000-69)

Call 770-908-9439 or check website for Price



Manufacturer CONSTRUCTION ATTACHMENTS
Machine Size: MINI
Description: MINI GRAPPLE BUCKET SINGLE LID WITH BOE• Hoses and couplers included 18 Month Factory Warranty

WEIGHT 246 LBS
Attachment Size: 36" WORKING WIDTH

1GBMN42SL (#IS4243-000-69)



Manufacturer: CONSTRUCTION ATTACHMENTS
Machine Size: MINI
Description: MINI GRAPPLE BUCKET SINGLE LID WITH BOE• Hoses and couplers included 18 Month Factory Warranty

Call 770-908-9439 or check website for Price

WEIGHT: 260 LBS
Attachment Size: 42" WORKING WIDTH

1GBMN48DL (#IS4244-000-69)



Manufacturer: CONSTRUCTION ATTACHMENTS
Machine Size: MINI
Description: MINI GRAPPLE BUCKET DUAL LID WITH BOE• Hoses and couplers included 18 Month Factory Warranty

Call 770-908-9439 or check website for Price

WEIGHT: 298 LBS
Attachment Size: 48" WORKING WIDTH

1GBMN48SL (#IS4246-000-69)



Manufacturer: CONSTRUCTION ATTACHMENTS
Machine Size: MINI
Description: MINI GRAPPLE BUCKET SINGLE LID WITH BOE• Hoses and couplers included 18 Month Factory Warranty

Call 770-908-9439 or check website for Price

WEIGHT: 274 LBS
Attachment Size: 48" WORKING WIDTH

1GBMN54DL (#IS4245-000-69)



Manufacturer: CONSTRUCTION ATTACHMENTS
Machine Size: MINI
Description: MINI GRAPPLE BUCKET DUAL LID WITH BOE• Hoses and couplers included 18 Month Factory Warranty

Call 770-908-9439 or check website for Price

WEIGHT: 312 LBS
Attachment Size: 54" WORKING WIDTH

1GBMN54SL (#IS4247-000-69)



Manufacturer: CONSTRUCTION ATTACHMENTS
Machine Size: MINI
Description: MINI GRAPPLE BUCKET SINGLE LID WITH BOE• Hoses and couplers included 18 Month Factory Warranty

Call 770-908-9439 or check website for Price

WEIGHT: 288 LBS
Attachment Size: 54" WORKING WIDTH

GRAPPLE SOLID/FLAT BOTTOM SKID STEER

1GB60E (#IS4212-000-69)



Manufacturer: CONSTRUCTION ATTACHMENTS
Machine Size: SSL
Description: GRAPPLE BUCKET EXTREME DUTY SKID STEER WITH BOE**UNIVERSAL MOUNT**• Hoses and couplers included

Call 770-908-9439 or check website for Price

WEIGHT: 1116 LBS
Attachment Size: 60" WORKING WIDTH

1GB67E (#IS4213-000-69)



Manufacturer: CONSTRUCTION ATTACHMENTS
Machine Size: SSL
Description: GRAPPLE BUCKET EXTREME DUTY SKID STEER WITH BOE**UNIVERSAL MOUNT**• Hoses and couplers included

Call 770-908-9439 or check website for Price

WEIGHT: 1220 LBS
Attachment Size: 67" WORKING WIDTH

1GB73E (#IS4214-000-69)



Manufacturer: CONSTRUCTION ATTACHMENTS
Machine Size: SSL
Description: GRAPPLE BUCKET EXTREME DUTY SKID STEER WITH BOE**UNIVERSAL MOUNT**• Hoses and couplers included

Call 770-908-9439 or check website for Price

WEIGHT: 1264 LBS
Attachment Size: 73" WORKING WIDTH

1GB82E (#IS4215-000-69)



Manufacturer: CONSTRUCTION ATTACHMENTS
Machine Size: SSL
Description: GRAPPLE BUCKET EXTREME DUTY SKID STEER WITH BOE**UNIVERSAL MOUNT**• Hoses and couplers included

Call 770-908-9439 or check website for Price

WEIGHT: 1390 LBS
Attachment Size: 82" WORKING WIDTH

1GB82T (#IS4559-000-69)



Manufacturer: CONSTRUCTION ATTACHMENTS
Machine Size: SSL
Description: GRAPPLE BUCKET EXTREME DUTY SKID STEER WITH TEETH**UNIVERSAL MOUNT**• Hoses and couplers included

Call 770-908-9439 or check website for Price

WEIGHT: 1390 LBS
Attachment Size: 82" WORKING WIDTH

**Prices subject to change at anytime..call for most up-to-date pricing.

1GBSXD60E (#IS4208-000-69)



Manufacturer: CONSTRUCTION ATTACHMENTS
Machine Size: SSL
Description: GRAPPLE BUCKET SEVERE XTREME DUTY SKID STEER WITH BOE**UNIVERSAL MOUNT**.
 Hoses and couplers included

Call 770-908-9439 or check website for Price

WEIGHT: 1112 LBS
Attachment Size: 60" WORKING WIDTH

1GBSXD67E (#IS4209-000-69)



Manufacturer: CONSTRUCTION ATTACHMENTS
Machine Size: SSL
Description: GRAPPLE BUCKET SEVERE XTREME DUTY SKID STEER WITH BOE**UNIVERSAL MOUNT**.
 Hoses and couplers included

Call 770-908-9439 or check website for Price

WEIGHT: 1370 LBS
Attachment Size: 67" WORKING WIDTH

1GBSXD73E (#IS4210-000-69)



Manufacturer: CONSTRUCTION ATTACHMENTS
Machine Size: SSL
Description: GRAPPLE BUCKET SEVERE XTREME DUTY SKID STEER WITH BOE**UNIVERSAL MOUNT**.
 Hoses and couplers included

Call 770-908-9439 or check website for Price

WEIGHT: 1414 LBS
Attachment Size: 73" WORKING WIDTH

1GBSXD82E (#IS4211-000-69)



Manufacturer: CONSTRUCTION ATTACHMENTS
Machine Size: SSL
Description: GRAPPLE BUCKET SEVERE XTREME DUTY SKID STEER WITH BOE**UNIVERSAL MOUNT**.
 Hoses and couplers included

Call 770-908-9439 or check website for Price

WEIGHT: 1540 LBS
Attachment Size: 82" WORKING WIDTH

1GBWX60 (#IS4204-000-69)



Manufacturer: CONSTRUCTION ATTACHMENTS
Machine Size: SSL
Description: GRAPPLE BUCKET WORX DUTY WITH BOE SKID STEER• Hoses and couplers included 18 Month Factory Warranty

Call 770-908-9439 or check website for Price

WEIGHT: 915 LBS
Attachment Size: 60" WORKING WIDTH

1GBWX67 (#IS4205-000-69)



Manufacturer: CONSTRUCTION ATTACHMENTS
Machine Size: SSL
Description: GRAPPLE BUCKET WORX DUTY WITH BOE SKID STEER• Hoses and couplers included 18 Month Factory Warranty

Call 770-908-9439 or check website for Price

WEIGHT: 950 LBS
Attachment Size: 67" WORKING WIDTH

1GBWX73 (#IS4206-000-69)



Manufacturer: CONSTRUCTION ATTACHMENTS
Machine Size: SSL
Description: GRAPPLE BUCKET WORX DUTY WITH BOE SKID STEER• Hoses and couplers included 18 Month Factory Warranty

Call 770-908-9439 or check website for Price

WEIGHT: 988 LBS
Attachment Size: 73" WORKING WIDTH

1GBWX82 (#IS4207-000-69)



Manufacturer: CONSTRUCTION ATTACHMENTS
Machine Size: SSL
Description: GRAPPLE BUCKET WORX DUTY WITH BOE SKID STEER• Hoses and couplers included 18 Month Factory Warranty

Call 770-908-9439 or check website for Price

WEIGHT: 1090 LBS
Attachment Size: 82" WORKING WIDTH

812525 (#IS0636-023-02)



Manufacturer: WORKSAVER INC.
Machine Size: SSL
Description: Skid Steer Low-Profile Scrap Bucket. 72" overall width.

Call 770-908-9439 or check website for Price

Attachment Size: 6' WORKING WIDTH

812545 (#IS0637-023-02)



Manufacturer: WORKSAVER INC.
Machine Size: SSL
Description: Skid Steer Low Profile Scrap Bucket. 78" overall width.

Call 770-908-9439 or check website for Price

Attachment Size: 78" WORKING WIDTH

812565 (#IS0638-023-02)



Manufacturer: WORKSAVER INC.
Machine Size: SSL
Description: Skid Steer Low Profile Scrap Bucket. 84" overall width.

Call 770-908-9439 or check website for Price

Attachment Size: 7' WORKING WIDTH

MBG66-A/MBOCE3/4X8/MBGS-A (#IS2702-023-50)



Manufacturer: MARTATCH
Machine Size: SSL
Description: 66" HEAVY DUTY SCRAP GRAPPLE WITH BOE AND BOLT ON SIDES WEIGHS 900LBS

Call 770-908-9439 or check website for Price

WEIGHT 900LBS

Attachment Size: 66" WORKING WIDTH

MBG72-A/MBOCE3/4X8/MBGS-A (#IS2703-023-50)



Manufacturer: MARTATCH
Machine Size: SSL
Description: 72" HEAVY DUTY SCRAP GRAPPLE WITH BOE AND BOLT ON SIDES WEIGHS 945LBS

Call 770-908-9439 or check website for Price

WEIGHT 945LBS

Attachment Size: 72" WORKING WIDTH

MBG78-A/MBOCE3/4X8/MBGS-A (#IS2704-023-50)



Manufacturer: MARTATCH
Machine Size: SSL
Description: 78" HEAVY DUTY SCRAP GRAPPLE WITH BOE AND BOLT ON SIDES WEIGHS 985LBS

Call 770-908-9439 or check website for Price

WEIGHT 985LBS

Attachment Size: 78" WORKING WIDTH

MBG84-A/MBOCE3/4X8/MBGS-A (#IS2705-023-50)



Manufacturer: MARTATCH
Machine Size: SSL
Description: 84" HEAVY DUTY SCRAP GRAPPLE WITH BOE AND BOLT ON SIDES WEIGHS 1025LBS

Call 770-908-9439 or check website for Price

WEIGHT 1025LBS

Attachment Size: 84" WORKING WIDTH

GRAPPLE WHEEL LOADER

125RRH-96 (#IS2053-034-54)



Manufacturer: NM ATTACHMENTS
Machine Size: WHEEL LOADER CLASS 125
Description: 96" Wide, 13.5" Tine Spacing, 8 tines, Hydraulic Grapple **MUST SPECIFY MOUNT**

Call 770-908-9439 or check website for Price

Attachment Size: 96" WORKING WIDTH

150RRH-105 (#IS2315-034-54)



Manufacturer: NM ATTACHMENTS
Machine Size: WHEEL LOADER CLASS 150
Description: 105" Wide, 13.5" Tine Spacing, 8 tines, Hydraulic Grapple **MUST SPECIFY MOUNT**

Call 770-908-9439 or check website for Price

Attachment Size: 105" WORKING WIDTH

175RRH-105 (#IS2316-034-54)



Manufacturer: NM ATTACHMENTS
Machine Size: WHEEL LOADER CLASS 175
Description: 105" Wide, 13.5" Tine Spacing, 8 tines, Hydraulic Grapple **MUST SPECIFY MOUNT**

Call 770-908-9439 or check website for Price

Attachment Size: 105" WORKING WIDTH

GRAVEL SMOOTHER UTV/ATV

L4 (#IS2380-024-28)



Manufacturer: HOELSCHER INC.
Machine Size: ATV
Description: LITTLE SPIKE 48"

Call 770-908-9439 or check website for Price

Attachment Size: 48" WORKING WIDTH

L5 (#IS2381-024-28)



Manufacturer: HOELSCHER INC.
Machine Size: ATV
Description: LITTLE SPIKE 60"

Call 770-908-9439 or check website for Price

Attachment Size: 60" WORKING WIDTH

**Prices subject to change at anytime..call for most up-to-date pricing.

L6 (#IS2382-024-28)



Manufacturer: HOELSCHER INC.
Machine Size: ATV
Description: LITTLE SPIKE 72"

Call 770-908-9439 or check website for Price

Attachment Size: 72" WORKING WIDTH

HAMMER BACKHOE

R75 (#IS2683-035-15)



Manufacturer: ARROWHEAD ROCKDRILL
Machine Size: 6,500LBS-11,000LBS (14GPM-26GPM)
Description: BACKHOE HAMMER***MUST SPECIFY MOUNT***

Call 770-908-9439 or check website for Price

GPM: 14-26
Attachment Size: 1000 FT LB CLASS

R90 (#IS2681-035-15)



Manufacturer: ARROWHEAD ROCKDRILL
Machine Size: 15,400LBS-19,800LBS (24GPM-32GPM)
Description: BACKHOE HAMMER***MUST SPECIFY MOUNT***

Call 770-908-9439 or check website for Price

GPM: 24-32
Attachment Size: 1475 FT LB CLASS

HAMMER DUAL MOUNT EXCAVATOR / SSL RENTAL SPECIALTY

1BR1000C-EX PO/3BMNT003DM (#IS4336-000-69)



Manufacturer: CONSTRUCTION ATTACHMENTS
Machine Size: 9,000LBS-18,000LBS (14.6 GPM-24.8GPM)
Description: HYDRAULIC BREAKER DUAL MOUNT SSL & EXCAVATOR***MUST SPECIFY EXCAVATOR MOUNT***
 THIS UNIT IS PERFECT FOR THE RENTAL MARKET SEGMENT. THE DUAL MOUNT ALLOWS FOR THE BUYER TO HAVE ONE UNIT FOR BOTH HOST MAHCINES ON THE YARD FOR RENT.

Call 770-908-9439 or check website for Price

WEIGHT: 1220 LBS
Attachment Size: 1000 LB ENERGY CLASS

1BR850D-SS/3BMNT003DM (#IS4431-000-69)



Manufacturer: CONSTRUCTION ATTACHMENTS
Machine Size: EXCAVATOR PLUS SSL MOUNT (10.57 GPM-22.1)
Description: HYDRAULIC BREAKER DUAL MOUNT SSL & EXCAVATOR***MUST SPECIFY EXCAVATOR MOUNT***

Call 770-908-9439 or check website for Price

WEIGHT: 968 LBS
Attachment Size: 850 LB ENERGY CLASS

Description: **THIS UNIT IS PERFECT FOR THE RENTAL MARKET SEGMENT. THE DUAL MOUNT ALLOWS FOR THE BUYER TO HAVE ONE UNIT FOR BOTH HOST MAHCINES ON THE YARD FOR RENT.**

HAMMER DUAL MOUNT SSL / EXCAVATOR RENTAL SPECIALTY

1BR1000C-EX PO/3BMNT003DM (#IS4337-000-69)



Manufacturer: CONSTRUCTION ATTACHMENTS
Machine Size: 9,000LBS-18,000LBS (14.6 GPM-24.8GPM)
Description: HYDRAULIC BREAKER DUAL MOUNT SSL & EXCAVATOR***MUST SPECIFY EXCAVATOR MOUNT**
 THIS UNIT IS PERFECT FOR THE RENTAL MARKET SEGMENT. THE DUAL MOUNT ALLOWS FOR THE BUYER TO HAVE ONE UNIT FOR BOTH HOST MAHCINES ON THE YARD FOR RENT.**EXCAVATOR PLUS SSL MOUNT

Call 770-908-9439 or check website for Price

WEIGHT: 1220 LBS
Attachment Size: 1000 LB ENERGY CLASS

1BR850D-SS/3BMNT003DM (#IS4432-000-69)



Manufacturer: CONSTRUCTION ATTACHMENTS
Machine Size: 8,200LBS-16,800LBS (11 GPM-23 GPM)
Description: HYDRAULIC BREAKER DUAL MOUNT SSL & EXCAVATOR***MUST SPECIFY EXCAVATOR MOUNT***
 THIS UNIT IS PERFECT FOR THE RENTAL MARKET SEGMENT. THE DUAL MOUNT ALLOWS FOR THE BUYER TO HAVE ONE UNIT FOR BOTH HOST MAHCINES ON THE YARD FOR RENT.**EXCAVATOR PLUS SSL MOUNT

Call 770-908-9439 or check website for Price

WEIGHT: 968 LBS
Attachment Size: 850 LB ENERGY CLASS

HAMMER EXCAVATOR

**Prices subject to change at anytime..call for most up-to-date pricing.

1BR1000C-EX QC (#IS4496-000-69)

Call 770-908-9439 or check website for Price



Manufacturer CONSTRUCTION ATTACHMENTS **WEIGHT** 1220 LBS
Machine Size: 9,000LBS-18,000LBS (14.6 GPM-24.8GPM) **Attachment Size:** 1000 LB ENERGY CLASS
Description: HYDRAULIC BREAKER EXCAVATOR***MUST SPECIFY EXCAVATOR MOUNT***EXCAVATOR QA MOUNT

1BR11000D-EX (#IS4497-000-69)

Call 770-908-9439 or check website for Price



Manufacturer CONSTRUCTION ATTACHMENTS **WEIGHT** 7,810 LBS
Machine Size: 88,000 LBS-140,000 LBS (68 GPM-105 GPM) **Attachment Size:** 11,000 LB ENERGY CLASS
Description: Hydraulic Breakers - Mid & Large Excavators
 Construction Attachments Hydraulic Breaker for Mid-Large Excavators are designed for construction and demolition of concrete structures, rocks, asphalt, and more.

1BR1200D-EX QC (#IS4561-000-69)

Call 770-908-9439 or check website for Price



Manufacturer CONSTRUCTION ATTACHMENTS **WEIGHT** 1220 LBS
Machine Size: 10,00LBS-20,000LBS (15.9 GPM-26.4 GPM) **Attachment Size:** 12,000 LB ENERGY CLASS
Description: HYDRAULIC BREAKER EXCAVATOR***MUST SPECIFY EXCAVATOR MOUNT***EXCAVATOR QA MOUNT

1BR18000D-EX (#IS4498-000-69)

Call 770-908-9439 or check website for Price



Manufacturer CONSTRUCTION ATTACHMENTS **WEIGHT** 15,432 LBS
Machine Size: 132,000 LBS-220,000 LBS (95 GPM-119 GPM) **Attachment Size:** 18,000 LB ENERGY CLASS
Description: Hydraulic Breakers - Mid & Large Excavators
 Construction Attachments Hydraulic Breaker for Mid-Large Excavators are designed for construction and demolition of concrete structures, rocks, asphalt, and more.

1BR2200D-EX PO (#IS4585-000-69)

Call 770-908-9439 or check website for Price



Manufacturer CONSTRUCTION ATTACHMENTS **WEIGHT** 2186 LBS
Machine Size: 20,000LBS-32,000LBS (23.8 GPM-37.1 GPM) **Attachment Size:** 2200 LB ENERGY CLASS
Description: HYDRAULIC BREAKER EXCAVATOR***MUST SPECIFY EXCAVATOR MOUNT***EXCAVATOR PIN ON MOUNT

1BR225C-EX PO (#IS4511-000-69)

Call 770-908-9439 or check website for Price



Manufacturer CONSTRUCTION ATTACHMENTS **WEIGHT** 294 LBS
Machine Size: 1,400LB - 3,000 LB (3.75 GPM-6.6 GPM) **Attachment Size:** 225 LB ENERGY CLASS
Description: HYDRAULIC BREAKER EXCAVATOR***MUST SPECIFY EXCAVATOR MOUNT***EXCAVATOR PIN ON MOUNT

1BR225C-EX QC (#IS4512-000-69)

Call 770-908-9439 or check website for Price



Manufacturer CONSTRUCTION ATTACHMENTS **WEIGHT** 294 LBS
Machine Size: 1,400LB - 3,000 LB (3.75 GPM-6.6 GPM) **Attachment Size:** 225 LB ENERGY CLASS
Description: HYDRAULIC BREAKER EXCAVATOR***MUST SPECIFY EXCAVATOR MOUNT***EXCAVATOR QA MOUNT

1BR225D-SS (#IS4513-000-69)

Call 770-908-9439 or check website for Price



Manufacturer CONSTRUCTION ATTACHMENTS **WEIGHT** 294 LBS
Machine Size: 1,400LB - 3,000 LB (3.75 GPM-6.6 GPM) **Attachment Size:** 225 LB ENERGY CLASS
Description: MINI HYDRAULIC BREAKER

1BR500C-EX PO (#IS4509-000-69)

Call 770-908-9439 or check website for Price



Manufacturer CONSTRUCTION ATTACHMENTS **WEIGHT** 406 LBS
Machine Size: 3,000 LB-8,000 LB (7 GPM-16 GPM) **Attachment Size:** 500 LB ENERGY CLASS
Description: HYDRAULIC BREAKER EXCAVATOR***MUST SPECIFY EXCAVATOR MOUNT***EXCAVATOR PIN ON MOUNT

1BR500C-EX QC (#IS4510-000-69)

Call 770-908-9439 or check website for Price



Manufacturer CONSTRUCTION ATTACHMENTS **WEIGHT** 406 LBS
Machine Size: 3,000 LB-8,000 LB (7 GPM-16 GPM) **Attachment Size:** 500 LB ENERGY CLASS
Description: HYDRAULIC BREAKER EXCAVATOR***MUST SPECIFY EXCAVATOR MOUNT***EXCAVATOR QA MOUNT

1BR650C-EX PO (#IS4503-000-69)

Call 770-908-9439 or check website for Price



Manufacturer CONSTRUCTION ATTACHMENTS **WEIGHT** 546 LBS
Machine Size: 5,000 LB-8,000 LBS (9.25 GPM-18.49 GPM) **Attachment Size:** 650 LB ENERGY CLASS
Description: HYDRAULIC BREAKER EXCAVATOR***MUST SPECIFY EXCAVATOR MOUNT***EXCAVATOR PIN ON MOUNT

1BR650C-EX PO (#IS4555-000-69)

Call 770-908-9439 or check website for Price



Manufacturer CONSTRUCTION ATTACHMENTS **WEIGHT** 546 LBS
Machine Size: 5,000LBS-9,000LBS (11 GPM-23 GPM) **Attachment Size:** 650 LB ENERGY CLASS
Description: HYDRAULIC BREAKER EXCAVATOR***MUST SPECIFY EXCAVATOR MOUNT***EXCAVATOR PIN ON MOUNT

1BR650C-EX QC (#IS4504-000-69)

Call 770-908-9439 or check website for Price



Manufacturer CONSTRUCTION ATTACHMENTS **WEIGHT** 546 LBS
Machine Size: 5,000 LB-8,000 LBS (9.25 GPM-18.49 GPM) **Attachment Size:** 650 LB ENERGY CLASS
Description: HYDRAULIC BREAKER EXCAVATOR***MUST SPECIFY EXCAVATOR MOUNT***EXCAVATOR PO MOUNT

1BR850C-EX PO (#IS4507-000-69)

Call 770-908-9439 or check website for Price



Manufacturer CONSTRUCTION ATTACHMENTS **WEIGHT** 836 LBS
Machine Size: 8,200LBS-16,800LBS (11 GPM-23 GPM) **Attachment Size:** 850 LB ENERGY CLASS
Description: HYDRAULIC BREAKER EXCAVATOR***MUST SPECIFY EXCAVATOR MOUNT***EXCAVATOR PIN ON MOUNT

1BR850C-EX QC (#IS4506-000-69)

Call 770-908-9439 or check website for Price



Manufacturer CONSTRUCTION ATTACHMENTS **WEIGHT** 836 LBS
Machine Size: 8,200LBS-16,800LBS (11 GPM-23 GPM) **Attachment Size:** 850 LB ENERGY CLASS
Description: HYDRAULIC BREAKER EXCAVATOR***MUST SPECIFY EXCAVATOR MOUNT***EXCAVATOR QA MOUNT

R120 (#IS0263-035-15)

Call 770-908-9439 or check website for Price



Manufacturer ARROWHEAD ROCKDRILL **GPM** 24-40
Machine Size: 35275LBS-46,300LBS (24GPM-40GPM) **Attachment Size:** 3000 FT LB CLASS
Description: EXCAVATOR HAMMER***MUST SPECIFY MOUNT***WITH AUTOLUBE***

R40 (#IS0255-035-15)

Call 770-908-9439 or check website for Price



Manufacturer ARROWHEAD ROCKDRILL **GPM** 4-7
Machine Size: 1560LBS-2250LBS (4GPM-7GPM) **Attachment Size:** 200 FT LB CLASS
Description: EXCAVATOR HAMMER***MUST SPECIFY MOUNT***

R55 (#IS0257-035-15)

Call 770-908-9439 or check website for Price



Manufacturer ARROWHEAD ROCKDRILL **GPM** 10-15
Machine Size: 4450LBS-8890LBS (10GPM-15GPM) **Attachment Size:** 450 FT LB CLASS
Description: EXCAVATOR HAMMER***MUST SPECIFY MOUNT***

R65 (#IS0258-035-15)

Call 770-908-9439 or check website for Price



Manufacturer ARROWHEAD ROCKDRILL **GPM** 12-18
Machine Size: 5600LBS-11,000LBS (12GPM-18GPM) **Attachment Size:** 600 FT LB CLASS
Description: EXCAVATOR HAMMER***MUST SPECIFY MOUNT***

R100 (#IS0262-035-15)

Call 770-908-9439 or check website for Price



Manufacturer ARROWHEAD ROCKDRILL **GPM** 26-37
Machine Size: 28660LBS-35475LBS (26GPM-37GPM) **Attachment Size:** 2200 FT LB CLASS
Description: EXCAVATOR HAMMER***MUST SPECIFY MOUNT***WITH AUTOLUBE***

R70 (#IS0259-035-15)



Manufacturer: ARROWHEAD ROCKDRILL
Machine Size: 8200LBS-16,800LBS (12GPM-21GPM)
Description: EXCAVATOR HAMMER***MUST SPECIFY MOUNT***

Call 770-908-9439 or check website for Price

GPM: 12-21
Attachment Size: 750 FT LB CLASS

R90 (#IS3242-035-15)



Manufacturer: ARROWHEAD ROCKDRILL
Machine Size: 17640LBS-28660LBS (24GPM-32GPM)
Description: EXCAVATOR HAMMER***MUST SPECIFY MOUNT***

Call 770-908-9439 or check website for Price

GPM: 24-32
Attachment Size: 1475 FT LB CLASS

R140 (#IS3222-035-15)



Manufacturer: ARROWHEAD ROCKDRILL
Machine Size: 44095LBS-63935LBS (34GPM-53GPM)
Description: EXCAVATOR HAMMER***MUST SPECIFY MOUNT****WITH AUTOLUBE****

Call 770-908-9439 or check website for Price

GPM: 34-53
Attachment Size: 4000 FT LB CLASS

R155 (#IS3227-035-15)



Manufacturer: ARROWHEAD ROCKDRILL
Machine Size: 56000LBS-86000 (45GPM-56GPM)
Description: EXCAVATOR HAMMER***MUST SPECIFY MOUNT****WITH AUTOLUBE****

Call 770-908-9439 or check website for Price

GPM: 45-56
Attachment Size: 7000 FT LB CLASS

R45 (#IS3133-035-15)



Manufacturer: ARROWHEAD ROCKDRILL
Machine Size: 2250LBS-6750LBS (5GPM-11GPM)
Description: EXCAVATOR HAMMER***MUST SPECIFY MOUNT***

Call 770-908-9439 or check website for Price

GPM: 5-10
Attachment Size: 250 FT LB CLASS

R75 (#IS3135-035-15)



Manufacturer: ARROWHEAD ROCKDRILL
Machine Size: 9000LBS-18,700LBS (14GPM-26GPM)
Description: EXCAVATOR HAMMER***MUST SPECIFY MOUNT***

Call 770-908-9439 or check website for Price

GPM: 14-26
Attachment Size: 1000 FT LB CLASS

HAMMER MINI SKID STEER

1BR500D-SS (#IS4515-000-69)



Manufacturer: CONSTRUCTION ATTACHMENTS
Machine Size: 3,000 LB-8,000 LB (7 GPM-16 GPM)
Description: MINI HYDRAULIC BREAKER

Call 770-908-9439 or check website for Price

WEIGHT: 406 LBS
Attachment Size: 500 LB ENERGY CLASS

E480 (#IS1834-035-15)



Manufacturer: ARROWHEAD ROCKDRILL
Machine Size: 2500LBS-6600LBS (8GPM-13GPM)
Description: MINI HAMMER

Call 770-908-9439 or check website for Price

GPM: 8-13
Attachment Size: 250 FT LB CLASS

HAMMER SKID STEER

1BR1000D-SS (#IS4518-000-69)



Manufacturer: CONSTRUCTION ATTACHMENTS
Machine Size: 9,000LBS-18,000LBS (14.6 GPM-24.8GPM)
Description: HYDRAULIC BREAKER SKID STEER

Call 770-908-9439 or check website for Price

WEIGHT: 1220 LBS
Attachment Size: 1000 LB ENERGY CLASS

1BR650D-SS (#IS4516-000-69)



Manufacturer: CONSTRUCTION ATTACHMENTS
Machine Size: 5,000 LB-8,000 LBS (9.25 GPM-18.49 GPM)
Description: HYDRAULIC BREAKER SKID STEER

Call 770-908-9439 or check website for Price

WEIGHT: 546 LBS
Attachment Size: 650 LB ENERGY CLASS

**Prices subject to change at anytime..call for most up-to-date pricing.

1BR850D-SS (#IS4517-000-69)




Manufacturer: CONSTRUCTION ATTACHMENTS
Machine Size: 8,200LBS-16,800LBS (11 GPM-23 GPM)
Description: HYDRAULIC BREAKER SKID STEER

Call 770-908-9439 or check website for Price

WEIGHT: 836 LBS
Attachment Size: 850 LB ENERGY CLASS

E780 (#IS3197-035-15)



Manufacturer: ARROWHEAD ROCKDRILL
Machine Size: 13,200LBS-22,000LBS (21GPM-32GPM)
Description: SKID STEER HAMMER

Call 770-908-9439 or check website for Price

GPM: 21-32
Attachment Size: 1000 FT LB CLASS

E680 (#IS1022-035-15)



Manufacturer: ARROWHEAD ROCKDRILL
Machine Size: 6600LBS-13,200LBS (13GPM-21GPM)
Description: SKID STEER HAMMER

Call 770-908-9439 or check website for Price

GPM: 13-21
Attachment Size: 750 FT LB CLASS

HARDSCAPE GRAPPLE MINI SKID STEER

23548-0961 (#IS2224-025-34)



Manufacturer: PALADIN
Machine Size: MINI
Description: HARDSCAPE GRAPPLE

Call 770-908-9439 or check website for Price

WEIGHT: 234LBS
Attachment Size:

HARLEY RAKE MINI SKID STEER

22748H-0128 (#IS2228-025-34)



Manufacturer: PALADIN
Machine Size: MINI BOBCAT 8GPM-15GPM
Description: D4H (hydraulic angle with diverter valve) 48" HARLEY RAKE**PLUG & PLAY**

Call 770-908-9439 or check website for Price

GPM: 8-15
Attachment Size: 48" WORKING WIDTH

22748H-0961 (#IS2227-025-34)



Manufacturer: PALADIN
Machine Size: MINI 8GPM-15GPM
Description: D4H (hydraulic angle with diverter valve) 48" HARLEY RAKE**PLUG & PLAY**

Call 770-908-9439 or check website for Price

GPM: 8-14
Attachment Size: 48" WORKING WIDTH

22748M-0128 (#IS3817-025-34)



Manufacturer: PALADIN
Machine Size: MINI BOBCAT 8GPM-15GPM
Description: D4M (manual angle) HARLEY RAKE**PLUG & PLAY**

Call 770-908-9439 or check website for Price

GPM: 8-14
Attachment Size: 48" WORKING WIDTH

22748M-0961 (#IS2226-025-34)



Manufacturer: PALADIN
Machine Size: MINI 8GPM-14GPM
Description: D4M (manual angle) HARLEY RAKE**PLUG & PLAY**

Call 770-908-9439 or check website for Price

GPM: 8-14
Attachment Size: 48" WORKING WIDTH

360600 (#IS0664-023-02)



Manufacturer: WORKSAVER INC.
Machine Size: MINI
Description: 4-ft Powered Landscape Rake Unv. "mini" skid mount,carbide rotor, side shields, gauge wheels**PLUG & PLAY**Rotor Drive #80 Roller Chain

Call 770-908-9439 or check website for Price

Attachment Size: 48" WORKING WIDTH

360605 (#IS0665-023-02)



Manufacturer: WORKSAVER INC.
Machine Size: MINI
Description: 5-ft Powered Landscape Rake Unv. "mini" skid mount,carbide rotor, side shields, gauge wheels**PLUG & PLAY**Rotor Drive #80 Roller Chain

Call 770-908-9439 or check website for Price

Attachment Size: 60" WORKING WIDTH

360610 (#IS0666-023-02)



Manufacturer: WORKSAVER INC.
Machine Size: MINI
Description: 6-ft Powered Landscape Rake Unv. "mini" skid mount,carbide rotor, side shields, gauge wheels**PLUG & PLAY**Rotor Drive #80 Roller Chain

Call 770-908-9439 or check website for Price

Attachment Size: 6' WORKING WIDTH

360700 (#IS0670-023-02)



Manufacturer: WORKSAVER INC.
Machine Size: MINI BOBCAT
Description: 4-ft Powered Landscape Rake Bobcat MT mount, carbide rotor,side shield, gauge wheels**PLUG & PLAY**Rotor Drive #80 Roller Chain

Call 770-908-9439 or check website for Price

BOBCAT MT50/52/55

Attachment Size: 48" WORKING WIDTH

360705 (#IS0671-023-02)



Manufacturer: WORKSAVER INC.
Machine Size: MINI BOBCAT
Description: 5-ft Powered Landscape Rake Bobcat MT mount, carbide rotor,side shield, gauge wheels**PLUG & PLAY**Rotor Drive #80 Roller Chain

Call 770-908-9439 or check website for Price

BOBCAT MT50/52/55

Attachment Size: 60" WORKING WIDTH

360715 (#IS0672-023-02)



Manufacturer: WORKSAVER INC.
Machine Size: MINI BOBCAT
Description: 6-ft Powered Landscape Rake Bobcat MT mount, carbide rotor,side shield, gauge wheels**PLUG & PLAY**Rotor Drive #80 Roller Chain

Call 770-908-9439 or check website for Price

BOBCAT MT50/52/55

Attachment Size: 6' WORKING WIDTH

M4H (#IS2457-025-34)



Manufacturer: PALADIN
Machine Size: MINI 8GPM-14GPM
Description: D4M (hydraulic angle) HARLEY RAKE**PLUG & PLAY**

Call 770-908-9439 or check website for Price

GPM 8-14

Attachment Size: 48" WORKING WIDTH

M4M (#IS2456-025-34)



Manufacturer: PALADIN
Machine Size: MINI 8GPM-14GPM
Description: M4M (manual angle) HARLEY RAKE**PLUG & PLAY**

Call 770-908-9439 or check website for Price

GPM 8-14

Attachment Size: 48" WORKING WIDTH

RAM48CR (#IS4723-000-63)



Manufacturer: WIFO EQUIPMENT
Machine Size: MINI
Description: MINI POWER RAKE (HYDRAULIC ANGLE)****THIS IS FOR THE LARGER MINI SKID STEER****6500 LBS AND UP

Call 770-908-9439 or check website for Price

WEIGHT 600 LBS

Attachment Size: 48" WORKING WIDTH

RMA48CR (#IS4721-000-63)



Manufacturer: WIFO EQUIPMENT
Machine Size: MINI
Description: MINI POWER RAKE (MANUAL ANGLE)

Call 770-908-9439 or check website for Price

WEIGHT 600 LBS

Attachment Size: 48" WORKING WIDTH

RMS48CR (#IS3962-000-63)



Manufacturer: WIFO EQUIPMENT
Machine Size: MINI
Description: MINI POWER RAKE (HYDRAULIC ANGLE)

Call 770-908-9439 or check website for Price

WEIGHT 600 LBS

Attachment Size: 48" WORKING WIDTH

HARLEY RAKE SKID STEER

360570 (#IS0683-023-02)



Manufacturer: WORKSAVER INC.
Machine Size: SSL 15GPM-23GPM
Description: 72" POWER RAKE- CARBIDE ROTOR- MANUAL ANGLE**PLUG AND PLAY**

Call 770-908-9439 or check website for Price

GPM 15-23

Attachment Size: 6' WORKING WIDTH

360575 (#IS0684-023-02)



Manufacturer: WORKSAVER INC.
Machine Size: SSL 15GPM-23GPM
Description: 84" POWER RAKE- CARBIDE ROTOR- MANUAL ANGLE**PLUG AND PLAY**

Call 770-908-9439 or check website for Price

GPM: 15-23
Attachment Size: 7' WORKING WIDTH

360580 (#IS0685-023-02)



Manufacturer: WORKSAVER INC.
Machine Size: SSL 15GPM-23GPM
Description: 96" POWER RAKE- CARBIDE ROTOR- MANUAL ANGLE**PLUG AND PLAY**

Call 770-908-9439 or check website for Price

GPM: 15-23
Attachment Size: 96" WORKING WIDTH

360590 (#IS2585-023-02)



Manufacturer: WORKSAVER INC.
Machine Size: SSL 15GPM-23GPM
Description: 84" POWER RAKE- SABRE TOOTH ROTOR- MANUAL ANGLE**PLUG AND PLAY**

Call 770-908-9439 or check website for Price

GPM: 15-23
Attachment Size: 7' WORKING WIDTH

360590/36064 (#IS2587-023-02)



Manufacturer: WORKSAVER INC.
Machine Size: SSL 15GPM-23GPM
Description: 84" POWER RAKE- SABRE TOOTH ROTOR- HYDRAULIC ANGLE**PLUG AND PLAY**

Call 770-908-9439 or check website for Price

GPM: 15-23
Attachment Size: 7' WORKING WIDTH

360595 (#IS2586-023-02)



Manufacturer: WORKSAVER INC.
Machine Size: SSL 15GPM-23GPM
Description: 96" POWER RAKE- SABRE TOOTH ROTOR- MANUAL ANGLE**PLUG AND PLAY**

Call 770-908-9439 or check website for Price

GPM: 15-23
Attachment Size: 96" WORKING WIDTH

360595/360866 (#IS2588-023-02)



Manufacturer: WORKSAVER INC.
Machine Size: SSL 15GPM-23GPM
Description: 96" POWER RAKE- SABRE TOOTH ROTOR- HYDRAULIC ANGLE**PLUG AND PLAY**

Call 770-908-9439 or check website for Price

GPM: 15-23
Attachment Size: 96" WORKING WIDTH

LAF5672-0022 (#IS1565-025-34)



Manufacturer: PALADIN
Machine Size: SSL 12GPM-35GPM
Description: 72" HARLEY RAKE MANUAL ANGLE **PLUG AND PLAY**

Call 770-908-9439 or check website for Price

GPM: 12-35
Attachment Size: 72" WORKING WIDTH

LAF5672H-0022 (#IS4003-025-34)



Manufacturer: PALADIN
Machine Size: SSL 12GPM-35GPM
Description: 72" HARLEY RAKE HYDRAULIC ANGLE **PLUG AND PLAY**

Call 770-908-9439 or check website for Price

GPM: 12-35
Attachment Size: 72" WORKING WIDTH

LAF5690-0022 (#IS2734-025-34)



Manufacturer: PALADIN
Machine Size: SSL 12GPM-35GPM
Description: 90" FFC POWER RAKE DIRECT DRIVE MANUAL ANGLE **PLUG AND PLAY**

Call 770-908-9439 or check website for Price

GPM: 12-35
Attachment Size: 90" WORKING WIDTH

M5F-0022 (#IS2166-025-34)



Manufacturer: PALADIN
Machine Size: SSL 13GPM-20GPM
Description: 5' MANUAL ANGLE HARLEY POWER BOX RAKE FOR SKID-STEER LOADERS**PLUG & PLAY**

Call 770-908-9439 or check website for Price

GPM: 13-20
Attachment Size: 60" WORKING WIDTH

M5H-0022 (#IS2167-025-34)



Manufacturer: PALADIN
Machine Size: SSL 13GPM-20GPM
Description: 5' HYDRAULIC ANGLE HARLEY POWER BOX RAKE FOR SKID-STEER LOADERS**PLUG & PLAY**

Call 770-908-9439 or check website for Price

GPM: 13-20
Attachment Size: 60" WORKING WIDTH

M6H-0022 (#IS3365-025-34)



Manufacturer: PALADIN
Machine Size: SSL 13GPM-20GPM
Description: 6' HYDRAULIC ANGLE HARLEY POWER BOX RAKE FOR SKID-STEER LOADERS**PLUG & PLAY**

Call 770-908-9439 or check website for Price

GPM: 13-20
Attachment Size: 72" WORKING WIDTH

M6M-0022 (#IS2168-025-34)



Manufacturer: PALADIN
Machine Size: SSL 13GPM-20GPM
Description: 6' MANUAL ANGLE HARLEY POWER BOX RAKE FOR SKID-STEER LOADERS**PLUG & PLAY**

Call 770-908-9439 or check website for Price

GPM: 13-20
Attachment Size: 72" WORKING WIDTH

RA60CR (#IS3960-000-63)



Manufacturer: WIFO EQUIPMENT
Machine Size: SSL
Description: POWER RAKE 60" (HYDRAULIC ANGLE)

Call 770-908-9439 or check website for Price

WEIGHT: 850LBS
Attachment Size: 60" WORKING WIDTH

RA72CR (#IS3959-000-63)



Manufacturer: WIFO EQUIPMENT
Machine Size: SSL
Description: POWER RAKE 72" (HYDRAULIC ANGLE)

Call 770-908-9439 or check website for Price

WEIGHT: 1000LBS
Attachment Size: 72" WORKING WIDTH

RA84CR (#IS3961-000-63)



Manufacturer: WIFO EQUIPMENT
Machine Size: SSL
Description: POWER RAKE 84" (HYDRAULIC ANGLE)

Call 770-908-9439 or check website for Price

WEIGHT: 1200LBS
Attachment Size: 84" WORKING WIDTH

CATERPILLAR

LAF5672H-0022/07-8344 (#IS2738-025-34)



Manufacturer: PALADIN
Machine Size: SSL 257D/259D/277D/287D/279D/289D/299D
Description: 72" FFC POWER RAKE DIRECT DRIVE HYDRUALIC ANGLE **PLUG AND PLAY**Wire harness for CAT ***14-PIN "D" SERIES***

Call 770-908-9439 or check website for Price

CAT: 257-299
Attachment Size: 72" WORKING WIDTH

LAF5690H-0022/07-8344 (#IS2737-025-34)



Manufacturer: PALADIN
Machine Size: SSL 277D/287D/279D/289D/299D
Description: 90" FFC POWER RAKE DIRECT DRIVE HYDRUALIC ANGLE **PLUG AND PLAY**Wire harness for CAT***14-PIN "D" SERIES***

Call 770-908-9439 or check website for Price

CAT: 277D-299D
Attachment Size: 90" WORKING WIDTH

JOHN DEERE

LAF5672H-0022/07-7626 (#IS2735-025-34)



Manufacturer: PALADIN
Machine Size: SSL 317G/325G/331G/333G
Description: 72" FFC POWER RAKE DIRECT DRIVE HYDRAULIC ANGLE **PLUG AND PLAY**Wire harness for John Deere EH CONTROLS***14-PIN DEUTSCH***

Call 770-908-9439 or check website for Price

JOHN DEERE: 317G-333G
Attachment Size: 72" WORKING WIDTH

LAF5690H-0022/07-7626 (#IS2736-025-34)



Manufacturer: PALADIN
Machine Size: SSL 325G/331G/333G
Description: 90" FFC POWER RAKE DIRECT DRIVE HYDRAULIC ANGLE **PLUG AND PLAY**Wire harness for John Deere EH CONTROLS ***14 PIN DEUTSCH***

Call 770-908-9439 or check website for Price

JOHN DEERE: 325G-333G
Attachment Size: 90" WORKING WIDTH

M6H-0022/07-7626 (#IS2169-025-34)



Manufacturer: PALADIN
Machine Size: SSL 317G/325G/331G/333G
Description: 6' HYDRAULIC ANGLE HARLEY POWER BOX RAKE FOR SKID-STEER LOADERS**PLUG & PLAY**Wire harness for John Deere EH CONTROLS***14 PIN DEUTSCH***

Call 770-908-9439 or check website for Price

JOHN DEERE: 317G-333G
Attachment Size: 72" WORKING WIDTH

MX7H-0022/07-7626 (#IS2171-025-34)



Manufacturer: PALADIN
Machine Size: SSL 325G/331G/333G
Description: 7' HYDRAULIC ANGLE HARLEY POWER BOX RAKE FOR SKID-STEER LOADERS**PLUG & PLAY**Wire harness for John Deere EH CONTROLS***14 PIN DEUTSCH***

Call 770-908-9439 or check website for Price

JOHN DEERE 325G-33G

Attachment Size: 84" WORKING WIDTH

MX8H-0022/07-7626 (#IS2173-025-34)



Manufacturer: PALADIN
Machine Size: SSL 317G/325G/331G/333G
Description: 8' HYDRAULIC ANGLE HARLEY POWER BOX RAKE FOR SKID-STEER LOADERS**PLUG & PLAY**Wire harness for John Deere EH CONTROLS***14 PIN DEUTSCH***

Call 770-908-9439 or check website for Price

JOHN DEERE 317G-333G

Attachment Size: 84" WORKING WIDTH

KUBOTA

LAF5672H-0022/LAF9360-0000 (#IS2740-025-34)



Manufacturer: PALADIN
Machine Size: SSL SVL65/SVL75/SVL95
Description: 72" FFC POWER RAKE DIRECT DRIVE HYDRUALIC ANGLE **PLUG AND PLAY**Wire harness for Kubota (w/ multi-function in cab controls)***14 PIN DEUTSCH***

Call 770-908-9439 or check website for Price

KUBOTA 65-97

Attachment Size: 72" WORKING WIDTH

NEW HOLLAND

LAF5690H-0022/LAF9360-0000 (#IS2741-025-34)



Manufacturer: PALADIN
Machine Size: SSL SVL65/SVL75/SVL95
Description: 90" FFC POWER RAKE DIRECT DRIVE HYDRUALIC ANGLE **PLUG AND PLAY**Wire harness for Kubota (w/ multi-function in cab controls)***14-PIN DEUTSCH***

Call 770-908-9439 or check website for Price

KUBOTA 65-97

Attachment Size: 90" WORKING WIDTH

HARLEY RAKE TRACTOR 3PT HITCH

360800 (#IS0692-023-02)



Manufacturer: WORKSAVER INC.
Machine Size: 3PT 20HP-40HP
Description: 5-ft PTO Powered Landscape Rake 3-pt mounted. Carbide rotor, side shields, gauge wheels, slip clutch protection, **MANUAL ANGLE**

Call 770-908-9439 or check website for Price

Attachment Size: 5' WORKING WIDTH

360805 (#IS0693-023-02)



Manufacturer: WORKSAVER INC.
Machine Size: 3PT 20HP-40HP
Description: 6-ft PTO Powered Landscape Rake 3-pt mounted. Carbide rotor, side shields, gauge wheels, slip clutch protection **MANUAL ANGLE**

Call 770-908-9439 or check website for Price

Attachment Size: 6' WORKING WIDTH

360810 (#IS0694-023-02)



Manufacturer: WORKSAVER INC.
Machine Size: 3PT 20HP-40HP
Description: 7-ft PTO Powered Landscape Rake 3-pt mounted. Carbide rotor, side shields, gauge wheels, slip clutch protection **MANUAL ANGLE**

Call 770-908-9439 or check website for Price

Attachment Size: 7' WORKING WIDTH

360815 (#IS0695-023-02)



Manufacturer: WORKSAVER INC.
Machine Size: 3PT 20HP-40HP
Description: 5-ft PTO Powered Landscape Rake 3-pt mounted, Sabre rotor, side shields, gauge wheels, slip clutch protection. **MANUAL ANGLE**

Call 770-908-9439 or check website for Price

Attachment Size: 5' WORKING WIDTH

360820 (#IS0696-023-02)



Manufacturer: WORKSAVER INC.
Machine Size: 3PT 20HP-40HP
Description: 6-ft PTO Powered Landscape Rake 3-pt mounted, Sabre rotor, side shields, gauge wheels, slip clutch protection. **MANUAL ANGLE**

Call 770-908-9439 or check website for Price

Attachment Size: 6' WORKING WIDTH

**Prices subject to change at anytime..call for most up-to-date pricing.

360825 (#IS0697-023-02)



Manufacturer WORKSAVER INC.

Machine Size: 3PT 20HP-40HP

Description: 7-ft PTO Powered Landscape Rake 3-pt mounted, Sabre rotor, side shields, gauge wheels, slip clutch protection. ****MANUAL ANGLE****

Call 770-908-9439 or check website for Price

Attachment Size: 7' WORKING WIDTH

360870 (#IS0700-023-02)



Manufacturer WORKSAVER INC.

Machine Size: 3PT 35HP-75HP

Description: 6-ft PTO Powered HD Landscape rake 3-pt mounted manual angle Carbide Aggressor rotor, side shields gauge wheels, slip clutch. ****MANUAL ANGLE****

Call 770-908-9439 or check website for Price

Attachment Size: 6' WORKING WIDTH

360875 (#IS0701-023-02)



Manufacturer WORKSAVER INC.

Machine Size: 3PT 35HP-75HP

Description: 7-ft PTO Powered HD Landscape rake 3-pt mounted manual angle Carbide Aggressor rotor, side shields gauge wheels, slip clutch. ****MANUAL ANGLE****

Call 770-908-9439 or check website for Price

Attachment Size: 7' WORKING WIDTH

360880 (#IS0702-023-02)



Manufacturer WORKSAVER INC.

Machine Size: 3PT 35HP-75HP

Description: 8-ft PTO Powered HD Landscape rake 3-pt mounted manual angle Carbide Aggressor rotor, side shields gauge wheels, slip clutch. ****MANUAL ANGLE****

Call 770-908-9439 or check website for Price

Attachment Size: 8' WORKING WIDTH

360885 (#IS0703-023-02)



Manufacturer WORKSAVER INC.

Machine Size: 3PT 35HP-75HP

Description: 6-ft PTO Powered HD Landscape rake 3-pt mounted manual angle Sabre Tooth rotor (2" composite metal tooth), side shields gauge wheels and slip clutch. ****MANUAL ANGLE****

Call 770-908-9439 or check website for Price

Attachment Size: 6' WORKING WIDTH

360890 (#IS0704-023-02)



Manufacturer WORKSAVER INC.

Machine Size: 3PT 35HP-75HP

Description: 7-ft PTO Powered HD Landscape rake 3-pt mounted manual angle Sabre Tooth rotor (2" composite metal tooth), side shields gauge wheels and slip clutch. ****MANUAL ANGLE****

Call 770-908-9439 or check website for Price

Attachment Size: 7' WORKING WIDTH

360895 (#IS0705-023-02)



Manufacturer WORKSAVER INC.

Machine Size: 3PT 35HP-75HP

Description: 8-ft PTO Powered HD Landscape rake 3-pt mounted manual angle Sabre Tooth rotor (2" composite metal tooth), side shields gauge wheels and slip clutch. ****MANUAL ANGLE****

Call 770-908-9439 or check website for Price

Attachment Size: 8' WORKING WIDTH

T6H-0052 (#IS1991-025-34)



Manufacturer PALADIN

Machine Size: 30HP-40HP

Description: PTO PowerRake - PTO Drive (HYDRAULIC ANGLE)

Call 770-908-9439 or check website for Price

WEIGHT 871LBS

Attachment Size: 72" WORKING WIDTH

T6M-0052 (#IS1990-025-34)



Manufacturer PALADIN

Machine Size: 30HP-40HP

Description: PTO PowerRake - PTO Drive (MANUAL ANGLE)

Call 770-908-9439 or check website for Price

WEIGHT 871LBS

Attachment Size: 72" WORKING WIDTH

TM4H-0052 (#IS1987-025-34)



Manufacturer PALADIN

Machine Size: 15HP-22HP

Description: PTO PowerRake - PTO Drive (HYDRAULIC ANGLE)

Call 770-908-9439 or check website for Price

WEIGHT 537LBS

Attachment Size: 48" WORKING WIDTH

TM4M-0052 (#IS1986-025-34)

Manufacturer: PALADIN
Machine Size: 15HP-22HP
Description: PTO PowerRake - PTO Drive (MANUAL ANGLE)

Call 770-908-9439 or check website for Price

WEIGHT: 537LBS
Attachment Size: 48" WORKING WIDTH

TM5H-0052 (#IS1989-025-34)

Manufacturer: PALADIN
Machine Size: 18HP-32HP
Description: PTO PowerRake - PTO Drive (HYDRUALIC ANGLE)

Call 770-908-9439 or check website for Price

WEIGHT: 564LBS
Attachment Size: 60" WORKING WIDTH

TM5M-0052 (#IS1988-025-34)

Manufacturer: PALADIN
Machine Size: 18HP-32HP
Description: PTO PowerRake - PTO Drive (MANUAL ANGLE)

Call 770-908-9439 or check website for Price

WEIGHT: 564LBS
Attachment Size: 60" WORKING WIDTH

TM7H-0052 (#IS1992-025-34)

Manufacturer: PALADIN
Machine Size: 42HP-80HP
Description: PTO PowerRake - PTO Drive (HYDRAULIC ANGLE)

Call 770-908-9439 or check website for Price

WEIGHT: 1323LBS
Attachment Size: 84" WORKING WIDTH

TM8H-0052 (#IS1993-025-34)

Manufacturer: PALADIN
Machine Size: 42HP-80HP
Description: PTO PowerRake - PTO Drive (HYDRAULIC ANGLE)

Call 770-908-9439 or check website for Price

WEIGHT: 1380LBS
Attachment Size: 96" WORKING WIDTH

HAY CRIMPER 3PT HITCH**KKL-6HD (#IS0190-023-29)**

Manufacturer: KASCO MANUFACTURING CO. INC.
Machine Size: 3PT
Description: CRIMPER When using mechanical stabilization to prevent erosion in new seeding, the Kasco Krimpers will ensure your mulching straw stays in place.

Call 770-908-9439 or check website for Price

Attachment Size: 72" WORKING WIDTH

KKL-6S (#IS0189-023-29)

Manufacturer: KASCO MANUFACTURING CO. INC.
Machine Size: 3PT
Description: CRIMPER When using mechanical stabilization to prevent erosion in new seeding, the Kasco Krimpers will ensure your mulching straw stays in place

Call 770-908-9439 or check website for Price

Attachment Size: 72" WORKING WIDTH

KKL-8HD (#IS0191-023-29)

Manufacturer: KASCO MANUFACTURING CO. INC.
Machine Size: 3PT
Description: CRIMPER When using mechanical stabilization to prevent erosion in new seeding, the Kasco Krimpers will ensure your mulching straw stays in place

Call 770-908-9439 or check website for Price


Attachment Size: 96" WORKING WIDTH

HAY RAKE BASKET RAKE**1090/HR-1090-GW (#IS2498-023-32)**

Manufacturer: NORTHSTAR ATTACHMENTS
Machine Size: TRACTOR
Description: LONESTAR SINGLE BASKET RAKE LEFT HAND DELIVERY

Call 770-908-9439 or check website for Price

Attachment Size: 9'3" WORKING WIDTH

1091/HR-1090-GW (#IS2499-023-32)

Manufacturer: NORTHSTAR ATTACHMENTS
Machine Size: TRACTOR
Description: LONESTAR SINGLE BASKET RAKE RIGHT HAND DELIVERY

Call 770-908-9439 or check website for Price

Attachment Size: 9'3" WORKING WIDTH

2027G2-7/5612-G3/5612-G3 (#IS2537-023-32)



Manufacturer: NORTHSTAR ATTACHMENTS
Machine Size: TRACTOR
Description: TWINSTAR G2 HAY RAKE – 7-BAR SERIES

Call 770-908-9439 or check website for Price

Attachment Size: 27' WORKING WIDTH

2027G3-7/5612-G3/5712-G3 (#IS2539-023-32)



Manufacturer: NORTHSTAR ATTACHMENTS
Machine Size: TRACTOR
Description: TWINSTAR G3 HAY RAKE – 7-BAR

Call 770-908-9439 or check website for Price

Attachment Size: 27' WORKING WIDTH

2030G2-7/5612-G3/5712-G3 (#IS2538-023-32)



Manufacturer: NORTHSTAR ATTACHMENTS
Machine Size: TRACTOR
Description: TWINSTAR G2 HAY RAKE – 7-BAR SERIES

Call 770-908-9439 or check website for Price

Attachment Size: 30' WORKING WIDTH

2030G3-6/5612-G3/5612-G3 (#IS2536-023-32)



Manufacturer: NORTHSTAR ATTACHMENTS
Machine Size: TRACTOR
Description: TWINSTAR G3 HAY RAKES, 6-BAR SERIES

Call 770-908-9439 or check website for Price

Attachment Size: 30' WORKING WIDTH

2030G3-7/5612-G3/5712-G3 (#IS2540-023-32)



Manufacturer: NORTHSTAR ATTACHMENTS
Machine Size: TRACTOR
Description: TWINSTAR G3 HAY RAKE – 7-BAR

Call 770-908-9439 or check website for Price

Attachment Size: 30' WORKING WIDTH

HAY RAKE INLINE RAKE

802.156 (#IS1769-025-40)



Manufacturer: SITREX
Machine Size:
Description: MX8 EXPLORER "V" RAKES with Ratchet Rear Opener

Call 770-908-9439 or check website for Price

Attachment Size: 17'5" WORKING WIDTH

802.157 (#IS1779-025-40)



Manufacturer: SITREX
Machine Size:
Description: MX10 EXPLORER "V" RAKES with Ratchet Rear Opener

Call 770-908-9439 or check website for Price

Attachment Size: 20'5" WORKING WIDTH

802.158 (#IS1780-025-40)



Manufacturer: SITREX
Machine Size:
Description: MX12 EXPLORER "V" RAKES with Ratchet Rear Opener

Call 770-908-9439 or check website for Price

Attachment Size: 23'3" WORKING WIDTH

802.500 (#IS2450-025-40)



Manufacturer: SITREX
Machine Size:
Description: TR11-S HAY RAKE PULL TYPE

Call 770-908-9439 or check website for Price

Attachment Size: 21'3" WORKING WIDTH

802.501 (#IS2451-025-40)



Manufacturer: SITREX
Machine Size:
Description: TR13-S HAY RAKE PULL TYPE hydraulic shift for transport

Call 770-908-9439 or check website for Price

Attachment Size: 24'7" WORKING WIDTH

802.752 (#IS2446-025-40)



Manufacturer: SITREX
Machine Size:
Description: TR 6-S HAY RAKE PULL TYPE

Call 770-908-9439 or check website for Price

Attachment Size: 13'2" WORKING WIDTH

802.753 (#IS2447-025-40)



Manufacturer: SITREX
Machine Size:
Description: TR 7-S HAY RAKE PULL TYPE

Call 770-908-9439 or check website for Price

Attachment Size: 14'9" WORKING WIDTH

802.754 (#IS2448-025-40)



Manufacturer: SITREX
Machine Size:
Description: TR 8-S HAY RAKE PULL TYPE

Call 770-908-9439 or check website for Price

Attachment Size: 16'5" WORKING WIDTH

802.755 (#IS2449-025-40)



Manufacturer: SITREX
Machine Size:
Description: TR 9-S HAY RAKE PULL TYPE

Call 770-908-9439 or check website for Price

Attachment Size: 18' WORKING WIDTH

802.924 (#IS1647-025-40)



Manufacturer: SITREX
Machine Size:
Description: MKE10-60 MAGNUM EVOLUTION "V" RAKES ratchet rear opening adjustment

Call 770-908-9439 or check website for Price

Attachment Size: 21'3" WORKING WIDTH

802.925 (#IS1648-025-40)



Manufacturer: SITREX
Machine Size:
Description: MKE12-60 MAGNUM EVOLUTION "V" RAKES ratchet rear opening adjustment

Call 770-908-9439 or check website for Price

Attachment Size: 25'7" WORKING WIDTH

802.926 (#IS1649-025-40)



Manufacturer: SITREX
Machine Size:
Description: MKE14-60 MAGNUM EVOLUTION "V" RAKES ratchet rear opening adjustment

Call 770-908-9439 or check website for Price

Attachment Size: 28'5" WORKING WIDTH

802.927 (#IS1650-025-40)



Manufacturer: SITREX
Machine Size:
Description: MKE16-60 MAGNUM EVOLUTION "V" RAKES ratchet rear opening adjustment

Call 770-908-9439 or check website for Price

Attachment Size: 32'8" WORKING WIDTH

802.928 (#IS1651-025-40)



Manufacturer: SITREX
Machine Size:
Description: MKE18-60 MAGNUM EVOLUTION "V" RAKES ratchet rear opening adjustment

Call 770-908-9439 or check website for Price

Attachment Size: 34'5" WORKING WIDTH

802.929 (#IS1652-025-40)



Manufacturer: SITREX
Machine Size:
Description: MKE20-60 MAGNUM EVOLUTION "V" RAKES ratchet rear opening adjustment

Call 770-908-9439 or check website for Price

Attachment Size: 38'3" WORKING WIDTH

HAY RAKE ROTARY RAKE

802.063 (#IS2467-025-40)



Manufacturer: SITREX
Machine Size:
Description: SR420/11H PULL TYPE

Call 770-908-9439 or check website for Price

Attachment Size: 13'9" WORKING WIDTH

802.150 (#IS2023-025-40)



Manufacturer: SITREX
Machine Size:
Description: SR 420/11 ROTARY RAKE

Call 770-908-9439 or check website for Price

Attachment Size: 13'9" WORKING WIDTH

802.357 (#IS2024-025-40)



Manufacturer: SITREX
Machine Size:
Description: SR 320/8 ROTARY RAKE

Call 770-908-9439 or check website for Price

Attachment Size: 10'6" WORKING WIDTH

802.599 (#IS2022-025-40)



Manufacturer: SITREX
Machine Size:
Description: SR 350/9 ROTARY RAKE 3PT HITCH

Call 770-908-9439 or check website for Price

Attachment Size: 11'6" WORKING WIDTH

HR1140 (#IS4022-000-65)



Manufacturer: PEQUEA
Machine Size: TRACTOR
Description: PEQUEA ROTARY RAKE HR1140

Call 770-908-9439 or check website for Price

WEIGHT: 1550 LBS
Attachment Size: 13' WORKING WIDTH

HR939 (#IS4021-000-65)



Manufacturer: PEQUEA
Machine Size: TRACTOR
Description: PEQUEA RORTARY RAKES

Call 770-908-9439 or check website for Price

WEIGHT: 1050 LBS
Attachment Size: 10' 8" WORKING WIDTH

HAY RAKE V RAKE

802.007 (#IS1764-025-40)



Manufacturer: SITREX
Machine Size:
Description: H90 V10 10 WHEEL RAKE

Call 770-908-9439 or check website for Price

Attachment Size: 23' WORKING WIDTH

802.002 (#IS1765-025-40)



Manufacturer: SITREX
Machine Size:
Description: H90 V12 12 WHEEL RAKE

Call 770-908-9439 or check website for Price

Attachment Size: 23' WORKING WIDTH

802.006 (#IS1763-025-40)



Manufacturer: SITREX
Machine Size:
Description: H90 V8 8 WHEEL RAKE

Call 770-908-9439 or check website for Price

Attachment Size: 20' WORKING WIDTH

802.352 (#IS1643-025-40)



Manufacturer: SITREX
Machine Size:
Description: QR8 8 WHEEL RAKE QR RAKE

Call 770-908-9439 or check website for Price

Attachment Size: 18' WORKING WIDTH

802.353 (#IS1735-025-40)



Manufacturer: SITREX
Machine Size:
Description: QR10 10 WHEEL RAKE QR RAKE

Call 770-908-9439 or check website for Price

Attachment Size: 21' WORKING WIDTH

802.354 (#IS1736-025-40)



Manufacturer: SITREX
Machine Size:
Description: QR12 12 WHEEL RAKE QR RAKE

Call 770-908-9439 or check website for Price

Attachment Size: 24'6" WORKING WIDTH

802.691/250.430 (#IS1767-025-40)



Manufacturer: SITREX
Machine Size:
Description: QRX-14 (55" WHEELS)

Call 770-908-9439 or check website for Price

Attachment Size: 28' WORKING WIDTH

802.692/250.429 (#IS1766-025-40)



Manufacturer: SITREX
Machine Size:
Description: QRX-12 (55" WHEELS)

Call 770-908-9439 or check website for Price

Attachment Size: 25'1" WORKING WIDTH

HRMCR10 (#IS4008-000-65)



Manufacturer: PEQUEA
Machine Size: TRACTOR
Description: HRMCR10 10 WHEEL MIDCAP RAKE 21' RAKING WIDTH

Call 770-908-9439 or check website for Price

WEIGHT 2075 LBS

Attachment Size: 19'-21' WORKING WIDTH

HRMCR12 (#IS4009-000-65)



Manufacturer: PEQUEA
Machine Size: TRACTOR
Description: HRMCR12 12 WHEEL MIDCAP RAKE 23' RAKING WIDTH

Call 770-908-9439 or check website for Price

WEIGHT 2305 LBS

Attachment Size: 21'-23' WORKING WIDTH

HRMCR8 (#IS3977-000-65)



Manufacturer: PEQUEA
Machine Size: TRACTOR
Description: HRMCR8 8 WHEEL MIDCAP RAKE 19' RAKING WIDTH

Call 770-908-9439 or check website for Price

WEIGHT 1845 LBS

Attachment Size: 17'-19' WORKING WIDTH

RCR10A-60 (#IS1771-023-33)



Manufacturer: OGDEN METALWORKS, INC.
Machine Size: TRACTOR
Description: 10 WHEEL RAKE (INCLUDES REAR HINGE ON THE I-SERIES) 60" WHEELS

Call 770-908-9439 or check website for Price

Attachment Size: 10 WHEEL RAKE

RCR12ATA-60 (#IS1772-023-33)



Manufacturer: OGDEN METALWORKS, INC.
Machine Size: TRACTOR
Description: 12 Wheel Hay Rake complete, with 60" rake wheels, includes Walking Tandem Axles

Call 770-908-9439 or check website for Price

Attachment Size: 12 WHEEL RAKE

RCR8A-60 (#IS1770-023-33)



Manufacturer: OGDEN METALWORKS, INC.
Machine Size: TRACTOR
Description: 8 WHEEL RAKE (INCLUDES REAR HINGE ON THE I-SERIES) 60" WHEELS

Call 770-908-9439 or check website for Price

Attachment Size: 8 WHEEL RAKE

HAY UNROLLER HYDRAULIC SKID STEER

831030 (#IS0602-023-02)**Manufacturer** WORKSAVER INC.**Machine Size:** SSL**Description:** Skid Steer mounted hydraulically driven bale spin off. Requires 8-10 gpm of hydraulic flow. Designed to interface with "universal" skid steer quick-attach system. 2,200 capacity.**Call 770-908-9439 or check website for Price****Attachment Size:** 2,200 LB MAX**HAY UNROLLER HYDRAULIC TRACTOR****831000 (#IS0599-023-02)****Manufacturer** WORKSAVER INC.**Machine Size:** 3PT**Description:** 3-pt mounted hydraulically driven bale spin off for Cat. I / II size tractors. Requires 8-10 gpm of hydraulic flow. Tapered forged spear. 2,200 lb. capacity**Call 770-908-9439 or check website for Price****Attachment Size:** 2,200 LB MAX**831020 (#IS0601-023-02)****Manufacturer** WORKSAVER INC.**Machine Size:** TRACTOR**Description:** Front Loader mounted hyd. driven bale spin off. Requires 8-10 gpm of hydraulic flow**MUST SPECIFY MOUNT****Call 770-908-9439 or check website for Price****Attachment Size:** 2,200 LB MAX**HAY UNROLLER MECHANICAL****831340 (#IS0536-023-02)****Manufacturer** WORKSAVER INC.**Machine Size:** 3PT**Description:** 2,000 Lb. 3-pt. Hay Handler/Unroller for 4' to 6' Bales (Cat. I, II, III Quick Hitch, III Narrow) (Use 2.5" x 8" Hydraulic Cylinder only - Not Included) Quick Hitch compatible.**Call 770-908-9439 or check website for Price****Attachment Size:** 2,000 LB MAX**HONDA ENGINE BRAND****WRL58G (#IS4006-023-17)****Manufacturer** BAUMALIGHT**Machine Size:** MINI 22.1 HP**Description:** WRL58G WHEELED MINI SKIDSTEER**Call 770-908-9439 or check website for Price****WEIGHT** 1800 LBS**Attachment Size:** 22.1 HP**HORSE ARENA EQUIPMENT****AV3-10/AV3-SH8 (#IS3332-023-32)****Manufacturer** NORTHSTAR ATTACHMENTS**Machine Size:** 40HP-60HP**Description:** 10' Arena-Vator III with 23 S-Tines**Scarifier Shank Kit INCLUDED****Call 770-908-9439 or check website for Price****Attachment Size:** 10' WORKING WIDTH**AV3-12 (#IS3333-023-32)****Manufacturer** NORTHSTAR ATTACHMENTS**Machine Size:** 50HP-70HP**Description:** 12' Arena-Vator III with 27 S-Tines**Scarifier Shank Kit NOT INCLUDED****Call 770-908-9439 or check website for Price****Attachment Size:** 12' WORKING WIDTH**AV3-4/AV3-SH4 (#IS1694-023-32)****Manufacturer** NORTHSTAR ATTACHMENTS**Machine Size:** 18HP-32HP**Description:** 4' Arena-Vator III with 11 S-Tines**Scarifier Shank Kit INCLUDED****Call 770-908-9439 or check website for Price****Attachment Size:** 4' WORKING WIDTH**AV3-5/AV3-SH4 (#IS1695-023-32)****Manufacturer** NORTHSTAR ATTACHMENTS**Machine Size:** 20HP-32HP**Description:** 5' Arena-Vator III with 13 S-Tines**Scarifier Shank Kit INCLUDED****Call 770-908-9439 or check website for Price****Attachment Size:** 5' WORKING WIDTH

AV3-6/AV3-SH4 (#IS1696-023-32)

Call 770-908-9439 or check website for Price



Manufacturer: NORTHSTAR ATTACHMENTS

Machine Size: 25HP-39HP

Description: 6' Arena-Vator III with 15 S-Tines**Scarifier Shank Kit INCLUDED**

Attachment Size: 6' WORKING WIDTH

AV3-7/AV3-SH4 (#IS1697-023-32)

Call 770-908-9439 or check website for Price



Manufacturer: NORTHSTAR ATTACHMENTS

Machine Size: 30HP-47HP

Description: 7' Arena-Vator III with 17 S-Tines**Scarifier Shank Kit INCLUDED**

Attachment Size: 7' WORKING WIDTH

AV3-8/AV3-SH6 (#IS1698-023-32)

Call 770-908-9439 or check website for Price



Manufacturer: NORTHSTAR ATTACHMENTS

Machine Size: 35HP-53HP

Description: 8' Arena-Vator III with 19 S-Tines**Scarifier Shank Kit INCLUDED**

Attachment Size: 8' WORKING WIDTH

RH5B (#IS1699-023-32)

Call 770-908-9439 or check website for Price



Manufacturer: NORTHSTAR ATTACHMENTS

Machine Size: 25HP-45HP

Description: 60" Diameter Arena-Harrow, 8" bolt-on teeth CAT 1

Attachment Size: 5' HARROW

RH6B (#IS1700-023-32)

Call 770-908-9439 or check website for Price



Manufacturer: NORTHSTAR ATTACHMENTS

Machine Size: 35HP-55HP

Description: 72" Diameter Arena-Harrow, 8" bolt-on teeth CAT 1

Attachment Size: 6' HARROW

IMPLEMENT CADDY

SCIC1700 (#IS3908-000-64)

Call 770-908-9439 or check website for Price



Manufacturer: MK MARTIN

Machine Size: TRACTOR

Description: Implement Caddy

WEIGHT: 7750 LBS

Attachment Size:

SCIC250 (#IS3907-000-64)

Call 770-908-9439 or check website for Price



Manufacturer: MK MARTIN

Machine Size: TRACTOR

Description: Implement Caddy

WEIGHT: 3560 LBS

Attachment Size:

KUBOTA ENGINE BRAND

TRL620D (#IS3963-023-17)

Call 770-908-9439 or check website for Price



Manufacturer: BAUMALIGHT

Machine Size: MINI 24.8 HP

TRL620D Mini Track Loader powered by Kubota

WEIGHT: 2930

Attachment Size: 24.8 HP

Description:

The Baumalight tracked mini skidsteer, is manufactured in Ontario Canada and powered with a Kubota diesel engine, the Baumalight Compact Utility Track Loader is designed to easily navigate through tight spaces and good productivity on the tools. The hydrostatic drive is set up with true joystick controls with hydraulic pilot lines just like large skidsteers have. The remote hydraulic pump system with case drain delivers hydraulic flow that can be set to maximum engine capacity and the standard self-levelling bucket reduces spills and provides extra control when loading and unloading material. The Baumalight all metal frame mini track loader also features durable rubber tracks that can handle uneven or rough terrain, and ride-on platform for improved visibility while manoeuvring through confined areas.

A three-pump hydraulic operating system is used, one for hydraulic flow to run the machine's auxiliary & boom and two pumps for the propulsion systems, one for each drive motor. There is also a dedicated oil cooler to better manage hydraulic heat generation and the lift cylinders are cushioned at the end of stroke.

TRLDUMP (#IS4796-023-17)

Manufacturer BAUMALIGHT
Machine Size: MINI 24.8 HP
Description:

Call 770-908-9439 or check website for Price

WEIGHT 2930
Attachment Size: 24.8 HP

LAND LEVELER MINI SKID STEER**1LLMN42 (#IS4250-000-69)**

Manufacturer CONSTRUCTION ATTACHMENTS
Machine Size: MINI
Description: LAND LEVELER MINI SKID STEER

Call 770-908-9439 or check website for Price

WEIGHT 220 LBS
Attachment Size: 42" WORKING WIDTH

1LLMN48 (#IS4251-000-69)

Manufacturer CONSTRUCTION ATTACHMENTS
Machine Size: MINI
Description: LAND LEVELER MINI SKID STEER

Call 770-908-9439 or check website for Price

WEIGHT 247 LBS
Attachment Size: 48" WORKING WIDTH

1LLMN54 (#IS4252-000-69)

Manufacturer CONSTRUCTION ATTACHMENTS
Machine Size: MINI
Description: LAND LEVELER MINI SKID STEER

Call 770-908-9439 or check website for Price

WEIGHT 266 LBS
Attachment Size: 54" WORKING WIDTH

2000857 (#IS2245-025-34)

Manufacturer PALADIN
Machine Size: MINI
Description: LAND LEVELER 48" wide with universal mount

Call 770-908-9439 or check website for Price

WEIGHT 135LBS
Attachment Size: 48" WORKING WIDTH

MGS48-A (#IS3732-023-50)

Manufacturer MARTATCH
Machine Size: MINI
Description: 48" GRADER LEVELER***WEIGHT 590LBS***

Call 770-908-9439 or check website for Price

590LBS MANUAL DEPTH CONTROL
Attachment Size: 48" WORKING WIDTH

MGS48-A/BOBCAT (#IS3733-023-50)

Manufacturer MARTATCH
Machine Size: MINI/BOBCAT ONLY
Description: 48" GRADER LEVELER***WEIGHT 590LBS***

Call 770-908-9439 or check website for Price

590LBS MANUAL DEPTH CONTROL
Attachment Size: 48" WORKING WIDTH

LAND LEVELER PULL TYPE**AP8/AX001/HT004/C38/HO1415 (#IS4752-023-70)**

Manufacturer CAMMOND
Machine Size: 125 HP MAX
Description: Cammond 8' All-Purpose Drag Scraper, Straight Axle, Swivel Clevis Hitch

Call 770-908-9439 or check website for Price

WEIGHT 1325 LBS
Attachment Size: 96" WORKING WIDTH

DS5/AX007/C26/HO78-2 (#IS4748-023-70)

Manufacturer CAMMOND
Machine Size: TRACTOR MAX 85HP
Description: CAMMOND Compact Drag Scraper

Call 770-908-9439 or check website for Price

WEIGHT 500 LBS
Attachment Size: 60" WORKING WIDTH

LLT-10 (#IS3856-000-64)

Manufacturer MK MARTIN
Machine Size: TRACTOR
Description: Land Leveler ***PULL TYPE***

Call 770-908-9439 or check website for Price

WEIGHT 1771 LBS
Attachment Size: 120" WORKING WIDTH

LLT-12 (#IS3857-000-64)



Manufacturer: MK MARTIN
Machine Size: TRACTOR
Description: Land Leveler ***PULL TYPE***

Call 770-908-9439 or check website for Price

WEIGHT: 1898 LBS
Attachment Size: 144" WORKING WIDTH

LLT-8 (#IS3837-000-64)



Manufacturer: MK MARTIN
Machine Size: TRACTOR
Description: Land Leveler ***PULL TYPE***

Call 770-908-9439 or check website for Price

WEIGHT: 1555 LBS
Attachment Size: 96" WORKING WIDTH

LAND LEVELER TRACTOR 3PT HITCH

GL578A/MKGL3PTMNT (#IS3867-000-64)



Manufacturer: MK MARTIN
Machine Size: TRACTOR
Description: ANGLED GRADER LEVELER***3 PT HITCH MOUNT***9 DEGREES OF ANGLE**BLADES ARE RIGID MOUNTED

Call 770-908-9439 or check website for Price

WEIGHT: 568 LBS
Attachment Size: 60" WORKING WIDTH

GL678A/MKGL3PTMNT (#IS3869-000-64)



Manufacturer: MK MARTIN
Machine Size: TRACTOR
Description: ANGLED GRADER LEVELER***3 PT HITCH MOUNT***9 DEGREES OF ANGLE**BLADES ARE RIGID MOUNTED

Call 770-908-9439 or check website for Price

WEIGHT: 632 LBS
Attachment Size: 72" WORKING WIDTH

GL778A/MKGL3PTMNT (#IS3870-000-64)



Manufacturer: MK MARTIN
Machine Size: TRACTOR
Description: ANGLED GRADER LEVELER***3 PT HITCH MOUNT***9 DEGREES OF ANGLE**BLADES ARE RIGID MOUNTED

Call 770-908-9439 or check website for Price

WEIGHT: 697 LBS
Attachment Size: 84" WORKING WIDTH

GL878A/MKGL3PTMNT (#IS3871-000-64)




Manufacturer: MK MARTIN
Machine Size: TRACTOR
Description: ANGLED GRADER LEVELER***3 PT HITCH MOUNT***9 DEGREES OF ANGLE**BLADES ARE RIGID MOUNTED

Call 770-908-9439 or check website for Price

WEIGHT: 761 LBS
Attachment Size: 96" WORKING WIDTH

GSI10-SK (#IS4746-023-70)



Manufacturer: CAMMOND
Machine Size: TRACTOR
Description: CAMMOND 10' Industrial Grader Leveler With Straight 4 Blades ~ 7 SCARIFIERS-CAT II- 40 MIN HP

Call 770-908-9439 or check website for Price

WEIGHT: 1235 LBS
Attachment Size: 120" WORKING WIDTH

GSI12-SK (#IS4747-023-70)



Manufacturer: CAMMOND
Machine Size: TRACTOR
Description: CAMMOND 12' Industrial Grader Leveler With Straight 4 Blades ~ 7 SCARIFIERS-CAT II- 40 MIN HP

Call 770-908-9439 or check website for Price

WEIGHT: 1405 LBS
Attachment Size: 144" WORKING WIDTH

GSI6-SK (#IS4741-023-70)



Manufacturer: CAMMOND
Machine Size: TRACTOR
Description: CAMMOND 6' Industrial Grader Leveler With Straight 4 Blades ~ 6 SCARIFIERS-CAT II- 40 MIN HP

Call 770-908-9439 or check website for Price

WEIGHT: 990 LBS
Attachment Size: 72" WORKING WIDTH

GSI7-SK (#IS4742-023-70)



Manufacturer: CAMMOND
Machine Size: TRACTOR
Description: CAMMOND 7' Industrial Grader Leveler With Straight 4 Blades ~ 7 SCARIFIERS-CAT II- 40 MIN HP

Call 770-908-9439 or check website for Price

WEIGHT: 1060 LBS
Attachment Size: 84" WORKING WIDTH

GS18-SK (#IS4743-023-70)



Manufacturer: CAMMOND
Machine Size: TRACTOR
Description: CAMMOND 8' Industrial Grader Leveler With Straight 4 Blades ~ 7 SCARIFIERS-CAT II- 40 MIN HP

Call 770-908-9439 or check website for Price

WEIGHT: 1200 LBS
Attachment Size: 96" WORKING WIDTH

LP678/MKLP3PTMNT (#IS3841-000-64)



Manufacturer: MK MARTIN
Machine Size: TRACTOR
Description: Land Plane***3 PT HITCH**HYDRAULIC SCARIFIER OPTION

Call 770-908-9439 or check website for Price

WEIGHT: 1140 LBS
Attachment Size: 72" WORKING WIDTH

LP778/MKLP3PTMNT (#IS3855-000-64)



Manufacturer: MK MARTIN
Machine Size: TRACTOR
Description: Land Plane***3 PT HITCH**HYDRAULIC SCARIFIER OPTION

Call 770-908-9439 or check website for Price

WEIGHT: 1240 LBS
Attachment Size: 84" WORKING WIDTH

LP878/MKLP3PTMNT (#IS3854-000-64)



Manufacturer: MK MARTIN
Machine Size: TRACTOR
Description: Land Plane***3 PT HITCH**HYDRAULIC SCARIFIER OPTION

Call 770-908-9439 or check website for Price

WEIGHT: 1350 LBS
Attachment Size: 96" WORKING WIDTH

MGL66-3PHC12 (#IS3585-023-50)



Manufacturer: MARTATCH
Machine Size: TRACTOR
Description: 72" GRADER LEVELER WITH HYDRAULIC DEPTH CONTROL ON THE BLADES

Call 770-908-9439 or check website for Price

HYDRAULIC DEPTH CONTROL

Attachment Size: 66" WORKING WIDTH

MGL72-3PHC12 (#IS3578-023-50)



Manufacturer: MARTATCH
Machine Size: TRACTOR
Description: 72" GRADER LEVELER WITH HYDRAULIC DEPTH CONTROL ON THE BLADES

Call 770-908-9439 or check website for Price

HYDRAULIC DEPTH CONTROL

Attachment Size: 72" WORKING WIDTH

MGL84-3PHC12 (#IS3581-023-50)



Manufacturer: MARTATCH
Machine Size: TRACTOR
Description: 72" GRADER LEVELER WITH HYDRAULIC DEPTH CONTROL ON THE BLADES

Call 770-908-9439 or check website for Price

HYDRAULIC DEPTH CONTROL

Attachment Size: 84" WORKING WIDTH

MGS72-3PHC12 (#IS3582-023-50)



Manufacturer: MARTATCH
Machine Size: TRACTOR
Description: 72" GRADER LEVELER

Call 770-908-9439 or check website for Price

MANUAL DEPTH CONTROL

Attachment Size: 72" WORKING WIDTH

MGS84-3PHC12 (#IS3584-023-50)



Manufacturer: MARTATCH
Machine Size: TRACTOR
Description: 84" GRADER LEVELER

Call 770-908-9439 or check website for Price

MANUAL DEPTH CONTROL

Attachment Size: 84" WORKING WIDTH

YGS60 (#IS1653-025-52)



Manufacturer: FARM KING
Machine Size: TRACTOR 20-55HP
Description: 60" Grading Scraper: Length 49", Height 34", c/w 4 scarifier shanks WEIGHT 534LBS

Call 770-908-9439 or check website for Price

Attachment Size: 60' WORKING WIDTH

YGS72 (#IS2512-025-52)



Manufacturer: FARM KING
Machine Size: TRACTOR 25-55HP
Description: 72" Grading Scraper: Length 49", Height 34", c/w 5 scarifier shanks WEIGHT 590LBS

Call 770-908-9439 or check website for Price

Attachment Size: 72" WORKING WIDTH

**Prices subject to change at anytime..call for most up-to-date pricing.

YGS84 (#IS2513-025-52)



Manufacturer: FARM KING

Machine Size: TRACTOR 30-65HP

Description: 84" Grading Scraper: Length 49", Height 34", c/w 6 scarifier shanks WEIGHT 648LBS

Call 770-908-9439 or check website for Price

Attachment Size: 84" WORKING WIDTH

LAND LEVELER TRACTOR 3PT HITCH 55HP MAX

GS4 (#IS4733-023-70)



Manufacturer: CAMMOND

Machine Size: TRACTOR MAX 55HP

Description: Cammond 4' Compact Grader Leveler ~ 4-Scarifiers Cat. I ~ 25-55 HP

Call 770-908-9439 or check website for Price

WEIGHT 420 LBS

Attachment Size: 48" WORKING WIDTH

GS4-NS (#IS4737-023-70)



Manufacturer: CAMMOND

Machine Size: TRACTOR MAX 55HP

Description: Cammond 4' Compact Grader Leveler ~ NO Scarifiers Cat. I ~ 25-55 HP

Call 770-908-9439 or check website for Price

WEIGHT 420 LBS

Attachment Size: 48" WORKING WIDTH

GS5 (#IS4734-023-70)



Manufacturer: CAMMOND

Machine Size: TRACTOR MAX 55HP

Description: Cammond 5' Compact Grader Leveler ~ 4-Scarifiers Cat. I ~ 25-55 HP

Call 770-908-9439 or check website for Price

WEIGHT 475 LBS

Attachment Size: 60" WORKING WIDTH

GS5-NS (#IS4738-023-70)



Manufacturer: CAMMOND

Machine Size: TRACTOR MAX 55HP

Description: Cammond 5' Compact Grader Leveler ~ NO Scarifiers Cat. I ~ 25-55 HP

Call 770-908-9439 or check website for Price

WEIGHT 475 LBS

Attachment Size: 60" WORKING WIDTH

GS6 (#IS4735-023-70)



Manufacturer: CAMMOND

Machine Size: TRACTOR MAX 55HP

Description: Cammond 6' Compact Grader Leveler ~ 5-Scarifiers Cat. I ~ 25-55 HP

Call 770-908-9439 or check website for Price

WEIGHT 525 LBS

Attachment Size: 72" WORKING WIDTH

GS6-NS (#IS4739-023-70)



Manufacturer: CAMMOND

Machine Size: TRACTOR MAX 55HP

Description: Cammond 6' Compact Grader Leveler ~ NO Scarifiers Cat. I ~ 25-55 HP

Call 770-908-9439 or check website for Price

WEIGHT 525 LBS

Attachment Size: 72" WORKING WIDTH

GS7 (#IS4736-023-70)



Manufacturer: CAMMOND

Machine Size: TRACTOR MAX 55HP

Description: Cammond 7' Compact Grader Leveler ~ 6-Scarifiers Cat. I ~ 25-55 HP

Call 770-908-9439 or check website for Price

WEIGHT 580 LBS

Attachment Size: 84" WORKING WIDTH

GS7-NS (#IS4740-023-70)



Manufacturer: CAMMOND

Machine Size: TRACTOR MAX 55HP

Description: Cammond 7' Compact Grader Leveler ~ NO Scarifiers Cat. I ~ 25-55 HP

Call 770-908-9439 or check website for Price

WEIGHT 580 LBS

Attachment Size: 84" WORKING WIDTH

LAND ROLLER PULL TYPE

PT-4 (#IS3351-024-28)



Manufacturer: HOELSCHER INC.

Machine Size: TRACTOR

Description: Pull-Type Roller

Call 770-908-9439 or check website for Price

Attachment Size: (4' ROLLER)

PT-5 (#IS3350-024-28)



Manufacturer: HOELSCHER INC.
Machine Size: TRACTOR
Description: Pull-Type Roller

Call 770-908-9439 or check website for Price

Attachment Size: (5' ROLLER)

PT-6 (#IS3349-024-28)



Manufacturer: HOELSCHER INC.
Machine Size: TRACTOR
Description: Pull-Type Roller

Call 770-908-9439 or check website for Price

Attachment Size: (6' ROLLER)

PT-8 (#IS1683-024-28)




Manufacturer: HOELSCHER INC.
Machine Size: TRACTOR
Description: Pull-Type Roller

Call 770-908-9439 or check website for Price

Attachment Size: (8' ROLLER)

LAWN SWEEPERS

MKLS1846 (#IS3844-000-64)



Manufacturer: MK MARTIN
Machine Size: ATV/SIDE BY SIDE
Description: Lawn Sweeper

Call 770-908-9439 or check website for Price

WEIGHT
Attachment Size: 46" WORKING WIDTH

LITTER SPREADER

SP400/(830258) (#IS4017-000-65)



Manufacturer: PEQUEA
Machine Size: TRACTOR
Description: SP400 LITTER/LIME SPREADERS WITH 21.5L x 16.1 x 10-Ply Tires

Call 770-908-9439 or check website for Price

WEIGHT 6000 LBS
Attachment Size: 450 CU. FT.

SP450/(830258) (#IS4018-000-65)



Manufacturer: PEQUEA
Machine Size: TRACTOR
Description: SP450 LITTER/LIME SPREADERS WITH 21.5L x 16.1 x 10-Ply Tires

Call 770-908-9439 or check website for Price

WEIGHT 6200 LBS
Attachment Size: 490 CU. FT.

SP500/(830258) (#IS4019-000-65)



Manufacturer: PEQUEA
Machine Size: TRACTOR
Description: SP500 LITTER/LIME SPREADERS WITH 21.5L x 16.1 x 10-Ply Tires

Call 770-908-9439 or check website for Price

WEIGHT 6400 LBS
Attachment Size: 530 CU. FT.

SP550/(830258) (#IS4020-000-65)



Manufacturer: PEQUEA
Machine Size: TRACTOR
Description: SP550 LITTER/LIME SPREADERS WITH 21.5L x 16.1 x 10-Ply Tires

Call 770-908-9439 or check website for Price

WEIGHT 6600 LBS
Attachment Size: 580 CU. FT.

TITAN 10 (#IS4782-000-71)



Manufacturer: TEAGLE
Machine Size: MIN 120 HP
Description: TEAGLE MANURE SPREADER

Call 770-908-9439 or check website for Price

WEIGHT 11,486 LBS
Attachment Size: 3.48 TONS / 4.23 TONS WITH EXTENSTIONS

TITAN 12 (#IS4783-000-71)



Manufacturer: TEAGLE
Machine Size: MIN 140 HP
Description: TEAGLE MANURE SPREADER

Call 770-908-9439 or check website for Price

WEIGHT 12,059 LBS
Attachment Size: 4.14 TONS / 5.1 TONS WITH EXTENSTIONS

TITAN 15 (#IS4784-000-71)



Manufacturer TEAGLE
Machine Size: MIN 150 HP
Description: TEAGLE MANURE SPREADER

Call 770-908-9439 or check website for Price

WEIGHT 13,845 LBS
Attachment Size: 5.43 TONS / 6.34 TONS WITH EXTENSTIONS

TITAN 17 (#IS4785-000-71)



Manufacturer TEAGLE
Machine Size: MIN 170 HP
Description: TEAGLE MANURE SPREADER

Call 770-908-9439 or check website for Price

WEIGHT 14,463 LBS
Attachment Size: 6.04 TONS / 7.10 TONS WITH EXTENSTIONS

TITAN 6 (#IS4778-000-71)



Manufacturer TEAGLE
Machine Size: MIN 80 HP
Description: TEAGLE MANURE SPREADER

Call 770-908-9439 or check website for Price

WEIGHT 7452 LBS
Attachment Size: 2.15 TONS / 2.63 TONS WITH EXTENSTIONS

TITAN 8 (#IS4780-000-71)



Manufacturer TEAGLE
Machine Size: MIN 90 HP
Description: TEAGLE MANURE SPREADER

Call 770-908-9439 or check website for Price

WEIGHT 8069LBS
Attachment Size: 2.8 TONS / 3.45 TONS WITH EXTENSTIONS

TITAN 9 (#IS4781-000-71)



Manufacturer TEAGLE
Machine Size: MIN 100 HP
Description: TEAGLE MANURE SPREADER

Call 770-908-9439 or check website for Price

WEIGHT 8554 LBS
Attachment Size: 3.2 TONS / 3.87 TONS WITH EXTENSTIONS

LOG GRAPPLE EXCAVATOR

LXG520R/G100 (#IS2581-023-24)



Manufacturer WALLENSTEIN
Machine Size: 6000LBS - 12000LBS
Description: LXG520R 360° HYDRAULIC ROTATOR MINI EXCAVATOR / Selector valve option for use when only one set of auxiliary lines are available. Requires drain line. Hoses not included. MOUNT INCLUDED

Call 770-908-9439 or check website for Price

Attachment Size: LIFT CAPACITY 6750LBS

JOHN DEERE

LXG520R/G100/D002766-A02 (#IS2756-023-24)



Manufacturer WALLENSTEIN
Machine Size: JOHN DEERE 50G/60G WEDGE MOUNT (SEE PICTURE OF MOUNT ON WEBSITE)
Description: LXG520R 360° HYDRAULIC ROTATOR MINI EXCAVATOR / Selector valve option for use when only one set of auxiliary lines are available. Requires drain line. Hoses not included. MOUNT INCLUDED

Call 770-908-9439 or check website for Price

Attachment Size: LIFT CAPACITY 6750LBS

LXG520R/G100/D002848-A02 (#IS2758-023-24)



Manufacturer WALLENSTEIN
Machine Size: JOHN DEERE 35G WEDGE MOUNT (SEE PICTURE OF MOUNT ON WEBSITE)
Description: LXG520R 360° HYDRAULIC ROTATOR MINI EXCAVATOR / Selector valve option for use when only one set of auxiliary lines are available. Requires drain line. Hoses not included. MOUNT INCLUDED

Call 770-908-9439 or check website for Price

Attachment Size: LIFT CAPACITY 6750LBS

LOG GRAPPLE MINI SKID STEER

LXG210S (#IS0359-023-24)



Manufacturer WALLENSTEIN
Machine Size: 3"-38" GRAPPLE OPENING
Description: Mini Skidsteer Log Grapple**PLUG AND PLAY**

Call 770-908-9439 or check website for Price

Attachment Size: Lift Capacity 1000 lbs

**Prices subject to change at anytime..call for most up-to-date pricing.

LXG210SB (#IS0360-023-24)

Call 770-908-9439 or check website for Price

**Manufacturer:** WALLENSTEIN**Machine Size:** 3"-38" GRAPPLE OPENING**Description:** Mini Skidsteer Log Grapple**PLUG AND PLAY****Attachment Size:** Lift Capacity 1000 lbs**LOG GRAPPLE SKID STEER****LXG420R (#IS0366-023-24)**

Call 770-908-9439 or check website for Price

**Manufacturer:** WALLENSTEIN**Machine Size:** 3"-48" GRAPPLE OPENING**Description:** SSL LOG GRAPPLE, 3500 lbs Lift, 360 Hydraulic Rotator**Attachment Size:** Lift Capacity 3000 lbs**LXG420S (#IS0367-023-24)**

Call 770-908-9439 or check website for Price

**Manufacturer:** WALLENSTEIN**Machine Size:** 3'-48" GRAPPLE OPENING**Description:** SSL LOG GRAPPLE, 3000 lbs Lift, 180 Spring Return, Skidsteer**Attachment Size:** Lift Capacity 3000 lbs**LXG430R (#IS0368-023-24)**


Call 770-908-9439 or check website for Price

**Manufacturer:** WALLENSTEIN**Machine Size:** 3"-72" GRAPPLE OPENING**Description:** SSL LOG GRAPPLE, 4500 lbs Lift, 360 Hydraulic Rotator**Attachment Size:** Lift Capacity 4500lbs**LXG430RP (#IS0369-023-24)**

Call 770-908-9439 or check website for Price

**Manufacturer:** WALLENSTEIN**Machine Size:** 3"-72" GRAPPLE OPENING**Description:** SSL LOG GRAPPLE, 4500 lbs Lift, 360 Hydraulic Rotator, Winch**Attachment Size:** Lift Capacity 3000 lbs**LXG430S (#IS0370-023-24)**

Call 770-908-9439 or check website for Price

**Manufacturer:** WALLENSTEIN**Machine Size:** 3"-72" GRAPPLE OPENING**Description:** SSL LOG GRAPPLE, 4500 lbs Lift, 180 Spring Return**Attachment Size:** Lift Capacity 4500 lbs**LOG GRAPPLE TRACTOR****LXG320R (#IS0361-023-24)**

Call 770-908-9439 or check website for Price

**Manufacturer:** WALLENSTEIN**Machine Size:** 3"-48" GRAPPLE OPENING**Description:** Three-Point Hitch Log Grapple, 3500 lbs Lift, 360 Hydraulic Rotator**Attachment Size:** Lift Capacity 3000 lbs**LXG320S (#IS0362-023-24)**

Call 770-908-9439 or check website for Price

**Manufacturer:** WALLENSTEIN**Machine Size:** 3"-48" GRAPPLE OPENING**Description:** Three-Point Hitch Log Grapple, 3000 lbs Lift, 180 Spring Return**Attachment Size:** Lift Capacity 3000 lbs**LXG330R (#IS0363-023-24)**

Call 770-908-9439 or check website for Price

**Manufacturer:** WALLENSTEIN**Machine Size:** 3"-72" GRAPPLE OPENING**Description:** Three-Point Hitch Log Grapple, 4500 lbs Lift, 360 Hydraulic Rotator**Attachment Size:** Lift Capacity 3000 lbs**LXG330RP (#IS0364-023-24)**

Call 770-908-9439 or check website for Price

**Manufacturer:** WALLENSTEIN**Machine Size:** 3"-72" GRAPPLE OPENING**Description:** Three-Point Hitch Log Grapple 4500 lbs Lift, 360 Hydraulic Rotator, Winch**Attachment Size:** Lift Capacity 3000 lbs

LXG330S (#IS0365-023-24)**Manufacturer:** WALLENSTEIN**Machine Size:** 3"-72" GRAPPLE OPENING**Description:** Three-Point Hitch Log Grapple, 4500 lbs Lift, 180 Spring Return**Call 770-908-9439 or check website for Price****Attachment Size:** Lift Capacity 3000 lbs**LOG LOADERS AND TRAILERS****T4M115Y5 (#IS4118-000-14)****Manufacturer:** ANDERSON**Machine Size:****Description:** ANDERSON M115 LOG LOADER**Call 770-908-9439 or check website for Price****Attachment Size:****LOG SPLITTER GAS POWERED****WE225 (#IS0392-023-24)****Manufacturer:** WALLENSTEIN**Machine Size:** Engine: 160 CC Honda**Description:** LOG SPLITTER**Call 770-908-9439 or check website for Price****Attachment Size:** Split Force: 20 Ton**WE235 (#IS0393-023-24)****Manufacturer:** WALLENSTEIN**Machine Size:** Engine: 160 CC Honda**Description:** LOG SPLITTER**Call 770-908-9439 or check website for Price****Attachment Size:** Split Force: 20 Ton**WX520 (#IS0427-023-24)****Manufacturer:** WALLENSTEIN**Machine Size:** Vanguard® 6.5 hp (203 cc)**Description:** LOG SPLITTER VANGUARD POWERED HORIZONTAL**Call 770-908-9439 or check website for Price****Attachment Size:** Split Force: 20 Ton**WX520L (#IS0428-023-24)****Manufacturer:** WALLENSTEIN**Machine Size:** Vanguard® 6.5 hp (203 cc)**Description:** LOG SPLITTER VANGUARD POWERED HORIZONTAL**Call 770-908-9439 or check website for Price****Attachment Size:** Split Force: 20 Ton**WX520T (#IS0429-023-24)****Manufacturer:** WALLENSTEIN**Machine Size:** Vanguard® 6.5 hp (203 cc)**Description:** LOG SPLITTER VANGUARD POWERED HORIZONTAL**Call 770-908-9439 or check website for Price****Attachment Size:** Split Force: 20 Ton**WX530 (#IS4751-023-24)****Manufacturer:** WALLENSTEIN**Machine Size:** 160 CC Honda GC160**Description:** LOG SPLITTER HONDA POWERED/VERTICAL & HORIZONTAL SPILT**Call 770-908-9439 or check website for Price****Attachment Size:** Split Force: 20 Ton**WX540 (#IS0430-023-24)****Manufacturer:** WALLENSTEIN**Machine Size:** Vanguard® 6.5 hp (203 cc)**Description:** LOG SPLITTER VANGUARD POWERED/VERTICAL & HORIZONTAL SPILT**Call 770-908-9439 or check website for Price****Attachment Size:** Split Force: 20 Ton**WX540L (#IS0431-023-24)****Manufacturer:** WALLENSTEIN**Machine Size:** Vanguard® 6.5 hp (203 cc)**Description:** LOG SPLITTER VANGUARD POWERED/VERTICAL & HORIZONTAL SPILT**Call 770-908-9439 or check website for Price****Attachment Size:** Split Force: 20 Ton

WX950 (#IS0437-023-24)



Manufacturer: WALLENSTEIN
Machine Size: Engine: 270 CC Honda
Description: LOG SPLITTER LOAD ASSIST HORIZONTAL

Call 770-908-9439 or check website for Price

Attachment Size: Split Force: 25 Ton

WX960 (#IS0438-023-24)



Manufacturer: WALLENSTEIN
Machine Size: Engine: 270 CC Honda
Description: LOG SPLITTER 36" LOG, LOAD ASSIST HORIZONTAL

Call 770-908-9439 or check website for Price

Attachment Size: Split Force: 25 Ton

WX970 (#IS0439-023-24)



Manufacturer: WALLENSTEIN
Machine Size: Engine: 270 CC Honda
Description: LOG SPLITTER 48" LOG, LOAD ASSIST HORIZONTAL

Call 770-908-9439 or check website for Price

Attachment Size: Split Force: 25 Ton

WX980 (#IS0440-023-24)



Manufacturer: WALLENSTEIN
Machine Size: Engine: 270 CC Honda
Description: LOG SPLITTER VERTICAL & HORIZONTAL

Call 770-908-9439 or check website for Price

Attachment Size: Split Force: 31 Ton

WX980L (#IS0441-023-24)



Manufacturer: WALLENSTEIN
Machine Size: Engine: 270 CC Honda
Description: LOG SPLITTER VERTICAL & HORIZONTAL

Call 770-908-9439 or check website for Price

Attachment Size: Split Force: 31 Ton

WXR545PL (#IS0442-023-24)



Manufacturer: WALLENSTEIN
Machine Size: Engine: 196 CC Honda
Description: LOG SPLITTER VERTICAL & HORIZONTAL

Call 770-908-9439 or check website for Price

Attachment Size: Split Force: 22 Ton

WXR720 (#IS0443-023-24)



Manufacturer: WALLENSTEIN
Machine Size: Engine: 196 CC Honda
Description: LOG SPLITTER HORIZONTAL

Call 770-908-9439 or check website for Price

Attachment Size: Split Force: 27 Ton

WXR720L (#IS0444-023-24)



Manufacturer: WALLENSTEIN
Machine Size: Engine: 196 CC Honda
Description: LOG SPLITTER HORIZONTAL

Call 770-908-9439 or check website for Price

Attachment Size: Split Force: 27 Ton

WXR740 (#IS0445-023-24)



Manufacturer: WALLENSTEIN
Machine Size: Engine: 196 CC Honda
Description: LOG SPLITTER CAMO VERTICAL & HORIZONTAL

Call 770-908-9439 or check website for Price

Attachment Size: Split Force: 27 Ton

WXR740L (#IS0446-023-24)



Manufacturer: WALLENSTEIN
Machine Size: Engine: 196 CC Honda
Description: LOG SPLITTER VERTICAL & HORIZONTAL

Call 770-908-9439 or check website for Price

Attachment Size: Split Force: 27 Ton

LOG SPLITTER SKID STEER

RSS380/D002507 (#IS2557-023-17)



Manufacturer: BAUMALIGHT
Machine Size: SSL 5000LBS MAX CARRIER WEIGHT
 15GPM-40GPM
Description: RSS380 - Log Splitter - Skidsteer with 8-bolt flange mount 14x8 splitter cone assembly

Call 770-908-9439 or check website for Price

GPM: 15-40
Attachment Size: 14" X 8" CONE

RSS580/D003935 (#IS2558-023-17)



Manufacturer: BAUMALIGHT
Machine Size: SSL 6000LBS MAX CARRIER WEIGHT
 20GPM-45GPM
Description: RSS580 - Log Splitter - Skidsteer with 8-bolt flange mount 14x8 splitter cone assembly

Call 770-908-9439 or check website for Price

GPM: 20-45
Attachment Size: 14" X 8" CONE

RSS780/D003935 (#IS2556-023-17)



Manufacturer: BAUMALIGHT
Machine Size: SSL 10,000LBS MAX CARRIER 20GPM-
 50GPM
Description: RSS780 - Log Splitter - Skidsteer with 8-bolt flange mount 14x8 splitter cone assembly

Call 770-908-9439 or check website for Price

GPM: 20-50
Attachment Size: 14" X 8" CONE

WX410 (#IS0421-023-24)



Manufacturer: WALLENSTEIN
Machine Size: SSL
Description: LOG SPLITTER SSL, Inverted Horizontal

Call 770-908-9439 or check website for Price

Attachment Size: Split Force: 20 Ton

WX430 (#IS0422-023-24)



Manufacturer: WALLENSTEIN
Machine Size: SSL
Description: LOG SPLITTER SSL, Inverted Horizontal

Call 770-908-9439 or check website for Price

Attachment Size: Split Force: 25 Ton

WX470 (#IS0426-023-24)



Manufacturer: WALLENSTEIN
Machine Size: SSL
Description: LOG SPLITTER SSL, Horizontal/Vertical

Call 770-908-9439 or check website for Price

Attachment Size: Split Force: 20 Ton

LOG SPLITTER TRACTOR

WX310 (#IS0409-023-24)



Manufacturer: WALLENSTEIN
Machine Size: Minimum Tractor HP 35
Description: LOG SPLITTER 3PT

Call 770-908-9439 or check website for Price

Attachment Size: Split Force: 20 Ton

WX320 (#IS0411-023-24)




Manufacturer: WALLENSTEIN
Machine Size: Minimum Tractor HP 35
Description: LOG SPLITTER 3PT

Call 770-908-9439 or check website for Price

Attachment Size: Split Force: 25 Ton

WX330 (#IS0413-023-24)



Manufacturer: WALLENSTEIN
Machine Size: Minimum Tractor HP 35
Description: LOG SPLITTER 3PT

Call 770-908-9439 or check website for Price

Attachment Size: Split Force: 25 Ton

WX350 (#IS0415-023-24)




Manufacturer: WALLENSTEIN
Machine Size: Minimum Tractor HP 35
Description: LOG SPLITTER 3PT

Call 770-908-9439 or check website for Price

Attachment Size: Split Force: 20 Ton

**Prices subject to change at anytime..call for most up-to-date pricing.

WX360 (#IS0417-023-24)

Manufacturer: WALLENSTEIN
Machine Size: Minimum Tractor HP 35
Description: LOG SPLITTER 3PT

Call 770-908-9439 or check website for Price

Attachment Size: Split Force: 31 Ton

WX370 (#IS0419-023-24)

Manufacturer: WALLENSTEIN
Machine Size: Minimum Tractor HP 35
Description: LOG SPLITTER 3PT

Call 770-908-9439 or check website for Price

Attachment Size: Split Force: 20 Ton

MANURE FORK FRONT LOADER**812315 (#IS0710-023-02)**

Manufacturer: WORKSAVER INC.
Machine Size: TRACTOR
Description: 72" Manure fork with 10 forged crank tines. Skid steer mount

Call 770-908-9439 or check website for Price

Attachment Size: 6' WORKING WIDTH

812345 (#IS0715-023-02)

Manufacturer: WORKSAVER INC.
Machine Size: TRACTOR
Description: Manure / Silage fork 72-inches wide with 10-forged cranked tines. Interfaces with JD 400/500 series loaders.

Call 770-908-9439 or check website for Price

Attachment Size: 6' WORKING WIDTH

812400 (#IS0709-023-02)

Manufacturer: WORKSAVER INC.
Machine Size: TRACTOR
Description: 66" Manure fork with 9 forged cranked tines. Skid steer mount

Call 770-908-9439 or check website for Price

Attachment Size: 66" WORKING WIDTH

812410 (#IS0714-023-02)

Manufacturer: WORKSAVER INC.
Machine Size: TRACTOR
Description: Manure / Silage fork 66-inches wide with 9-forged cranked tines. Interfaces with JD 400/500 series loaders.

Call 770-908-9439 or check website for Price

Attachment Size: 66" WORKING WIDTH

812620 (#IS0707-023-02)

Manufacturer: WORKSAVER INC.
Machine Size: SUB COMPACT TRACTOR
Description: 50" Manure fork for sub-compact tractors. 7 straight tines of 1-1/8" alloy steel. Skid Steer Mount

Call 770-908-9439 or check website for Price

Attachment Size: 50" WORKING WIDTH

812625 (#IS0708-023-02)

Manufacturer: WORKSAVER INC.
Machine Size: SUB COMPACT TRACTOR
Description: 60" Manure fork for sub-compact tractors. 8 straight tines of 1-1/8" alloy steel. Skid Steer Mount

Call 770-908-9439 or check website for Price

Attachment Size: 5' WORKING WIDTH

812630 (#IS0712-023-02)

Manufacturer: WORKSAVER INC.
Machine Size: TRACTOR
Description: Manure / silage forks 50-inches wide. 7 - straight tines of 1-1/8" alloy steel. Integrated mount to interface with JD 200/300 series loaders, H120 /H130 /D120 (not compatible w/ 240,257.25,260,278.25)

Call 770-908-9439 or check website for Price

Attachment Size: 5' WORKING WIDTH

812635 (#IS0713-023-02)

Manufacturer: WORKSAVER INC.
Machine Size: TRACTOR
Description: Manure fork 60-inches in width. Features 8 -straight tines of 1-1/8" alloy steel. Interfaces with JD 400/500 / D160 /D170 /H160 /H165/ H180 loaders

Call 770-908-9439 or check website for Price

Attachment Size: 5' WORKING WIDTH

MANURE SCRAPER ATTACHMENT SKID STEER

**Prices subject to change at anytime..call for most up-to-date pricing.

Implement Sales, LLC ~ 800-955-9592 (Toll Free) ~ 770-908-8123 (Fax) ~ www.ImplementSales.com

MFSS60BD-A (#IS2709-023-50)



Manufacturer: MARTATCH
Machine Size: SSL
Description: 60" FREESTALL SCRAPERS-WITH BACK DRAG

Call 770-908-9439 or check website for Price

WEIGHT: 560LBS
Attachment Size: 60" WORKING WIDTH

MFSS72BD-A (#IS2710-023-50)



Manufacturer: MARTATCH
Machine Size: SSL
Description: 72" FREESTALL SCRAPERS-WITH BACK DRAG

Call 770-908-9439 or check website for Price

WEIGHT: 625LBS
Attachment Size: 72" WORKING WIDTH

MFSS84BD-A (#IS2711-023-50)



Manufacturer: MARTATCH
Machine Size: SSL
Description: 84" FREESTALL SCRAPERS-WITH BACK DRAG

Call 770-908-9439 or check website for Price

WEIGHT: 685LBS
Attachment Size: 84" WORKING WIDTH

MFSS96BD-A (#IS2712-023-50)



Manufacturer: MARTATCH
Machine Size: SSL
Description: 96" FREESTALL SCRAPERS-WITH BACK DRAG

Call 770-908-9439 or check website for Price

WEIGHT: 750LBS
Attachment Size: 96" WORKING WIDTH

MANURE SPREADER

MS125P (#IS4010-000-65)



Manufacturer: PEQUEA
Machine Size: TRACTOR
Description: MS125P BOX MANURE SPREADER

Call 770-908-9439 or check website for Price

WEIGHT: 1900 LBS
Attachment Size: 125 BUSHELS (80 CU.FT.)

MS175P (#IS4011-000-65)



Manufacturer: PEQUEA
Machine Size: TRACTOR
Description: MS175P BOX MANURE SPREADER

Call 770-908-9439 or check website for Price

WEIGHT: 2100 LBS
Attachment Size: 175 BUSHELS (112 CU.FT.)

MS250P (#IS4012-000-65)



Manufacturer: PEQUEA
Machine Size: TRACTOR
Description: MS250P BOX MANURE SPREADER

Call 770-908-9439 or check website for Price

WEIGHT: 2350 LBS
Attachment Size: 250 BUSHELS (160 CU.FT.)

MX130P (#IS0372-023-24)



Manufacturer: WALLENSTEIN
Machine Size: 45-75 HP
Description: MANURE SPREADER PTO POWERED

Call 770-908-9439 or check website for Price

Attachment Size: PTO DRIVEN
 130 BUSHEL

MX25G (#IS0373-023-24)



Manufacturer: WALLENSTEIN
Machine Size: 12-25 HP
Description: MANURE SPREADER GROUND DRIVE

Call 770-908-9439 or check website for Price

Attachment Size: GROUND DRIVEN
 25 BUSHEL

MX50G (#IS0374-023-24)



Manufacturer: WALLENSTEIN
Machine Size: 15-30 HP
Description: MANURE SPREADER GROUND DRIVE

Call 770-908-9439 or check website for Price

Attachment Size: GROUND DRIVEN
 50 BUSHEL

MX50P (#IS0375-023-24)



Manufacturer: WALLENSTEIN
Machine Size: 20-35 HP
Description: MANURE SPREADER PTO POWERED

Call 770-908-9439 or check website for Price
 PTO DRIVEN
Attachment Size: 50 BUSHEL

MX80G (#IS0376-023-24)



Manufacturer: WALLENSTEIN
Machine Size: 20-45 HP
Description: MANURE SPREADER GROUND DRIVE

Call 770-908-9439 or check website for Price
 GROUND DRIVEN
Attachment Size: 80 BUSHEL

MX80P (#IS0377-023-24)



Manufacturer: WALLENSTEIN
Machine Size: 30-50 HP
Description: MANURE SPREADER PTO POWERED

Call 770-908-9439 or check website for Price
 PTO DRIVEN
Attachment Size: 80 BUSHEL

MAT PALLET FORK GRAPPLE SKID STEER

MRMGF (#IS3965-023-50)



Manufacturer: MARTATCH
Machine Size: SSL
Description: RIG MAT GRAPPLES

Call 770-908-9439 or check website for Price
Attachment Size: 60" PALLET FORKS

MULCHER EXCAVATOR 12,000LBS-18,000LBS

MX530-C540/D00008 (#IS3761-023-17)



Manufacturer: BAUMALIGHT
Machine Size: **Attachment Size:** 30" CUTTING WIDTH
Description: MX530 (WITH A MOUNT AND PINS) NO HOSES PROVIDED **CASE DRAIN REQUIRED**MUST SPECIFY MOUNT

Call 770-908-9439 or check website for Price

MX530R-C510/D003955-A02/D003569-5 (#IS4755-023-17)



Manufacturer: BAUMALIGHT
Machine Size: CATERPILLER 305.5 (SEE PICTURE OF MOUNT ON WEBSITE) **Attachment Size:** 30" CUTTING WIDTH
Description: MX530 (WITH A MOUNT AND PINS) NO HOSES PROVIDED **CASE DRAIN REQUIRED**MUST SPECIFY MOUNT

Call 770-908-9439 or check website for Price
 CAT 305.5

MX530R-C540/D00008 (#IS4115-023-17)



Manufacturer: BAUMALIGHT
Machine Size: **Attachment Size:** 30" CUTTING WIDTH
Description: MX530R (WITH A MOUNT AND PINS) NO HOSES PROVIDED **CASE DRAIN REQUIRED**MUST SPECIFY MOUNT

Call 770-908-9439 or check website for Price

CATERPILLAR

MX530-C510/D003955-A02/D003569-5 (#IS2723-023-17)



Manufacturer: BAUMALIGHT
Machine Size: CATERPILLER 305.5 (SEE PICTURE OF MOUNT ON WEBSITE) **Attachment Size:** 30" CUTTING WIDTH
Description: MX530 (WITH A MOUNT AND PINS) NO HOSES PROVIDED **CASE DRAIN REQUIRED**MUST SPECIFY MOUNT

Call 770-908-9439 or check website for Price
 CAT 305.5

MX530-C530/D003038-A02/D003569-8 (#IS2724-023-17)



Manufacturer: BAUMALIGHT
Machine Size: CATERPILLER 309 (SEE PICTURE OF MOUNT ON WEBSITE) **Attachment Size:** 30" CUTTING WIDTH
Description: MX530 (WITH A MOUNT AND PINS) NO HOSES PROVIDED **CASE DRAIN REQUIRED**MUST SPECIFY MOUNT

Call 770-908-9439 or check website for Price
 CAT 309

MX530-C530/D003038-A02/D003569-8 (#IS2725-023-17)

Call 770-908-9439 or check website for Price



Manufacturer: BAUMALIGHT
Machine Size: CATERPILLER 308E2 (SEE PICTURE OF MOUNT ON WEBSITE)
Description: MX530 (WITH A MOUNT AND PINS) NO HOSES PROVIDED **CASE DRAIN REQUIRED**MUST SPECIFY MOUNT
CAT: 308E2
Attachment Size: 30" CUTTING WIDTH

EX30 "SHARK" (#IS1513-023-49)

Call 770-908-9439 or check website for Price



Manufacturer: TORRENT
Machine Size: 11000LB- 26000LB
Description: Operating Weight 680 lb,Rotational Speed 3500 RPM **PLUG AND PLAY****CASE DRAIN REQUIRED**
WEIGHT: 680 LBS
Attachment Size: 30" CUTTING WIDTH

MX530-C510/D002766-A02 (#IS2722-023-17)

Call 770-908-9439 or check website for Price



Manufacturer: BAUMALIGHT
Machine Size: JOHN DEERE 50G/60G WEDGE (SEE PICTURE OF MOUNT ON WEBSITE)
Description: MX530 (WITH A MOUNT) NO HOSES PROVIDED **CASE DRAIN REQUIRED**MUST SPECIFY MOUNT
JOHN DEERE: 50G/60G
Attachment Size: 30" CUTTING WIDTH

EX28 RPM (#IS3002-023-49)

Call 770-908-9439 or check website for Price



Manufacturer: TORRENT
Machine Size: 9000LB-13000LB
Description: Operating Weight 480 lb, Rotational Speed 3500 RPM **PLUG AND PLAY****CASE DRAIN REQUIRED**
WEIGHT: 480 LBS
Attachment Size: 28" CUTTING WIDTH

MX530-C508/D003493-A02 (#IS2752-023-17)

Call 770-908-9439 or check website for Price



Manufacturer: BAUMALIGHT
Machine Size: KUBOTA U55-4 (SEE PICTURE OF MOUNT ON WEBSITE)
Description: MX530 (WITH A MOUNT) NO HOSES PROVIDED **CASE DRAIN REQUIRED**MUST SPECIFY MOUNT
KUBOTA: U55-4
Attachment Size: 30" CUTTING WIDTH

MX530-C508/D003493-A02 (#IS2614-023-17)

Call 770-908-9439 or check website for Price



Manufacturer: BAUMALIGHT
Machine Size: KUBOTA KX057-4 (SEE PICTURE OF MOUNT ON WEBSITE)
Description: MX530 (WITH A MOUNT) NO HOSES PROVIDED **CASE DRAIN REQUIRED**MUST SPECIFY MOUNT
KUBOTA: KX057-4
Attachment Size: 30" CUTTING WIDTH

MX530-C508/D004311-A02 (#IS2881-023-17)

Call 770-908-9439 or check website for Price



Manufacturer: BAUMALIGHT
Machine Size: KUBOTA KX040 (SEE PICTURE OF MOUNT ON WEBSITE)
Description: MX530 (WITH A MOUNT) NO HOSES PROVIDED **CASE DRAIN REQUIRED**MUST SPECIFY MOUNT
KUBOTA: KX040
Attachment Size: 30" CUTTING WIDTH

MX530-C510/D003127-A02 (#IS2615-023-17)

Call 770-908-9439 or check website for Price



Manufacturer: BAUMALIGHT
Machine Size: KUBOTA KX080-3 (SEE PICTURE OF MOUNT ON WEBSITE)
Description: MX530 (WITH A MOUNT) NO HOSES PROVIDED **CASE DRAIN REQUIRED**MUST SPECIFY MOUNT
KUBOTA: KX080-3
Attachment Size: 30" CUTTING WIDTH

MX530-C510/D005738-A02 (#IS2878-023-17)

Call 770-908-9439 or check website for Price



Manufacturer: BAUMALIGHT
Machine Size: TAKEUCHI TB260 (SEE PICTURE OF MOUNT ON WEBSITE)
Description: MX530 (WITH A MOUNT) NO HOSES PROVIDED **CASE DRAIN REQUIRED**MUST SPECIFY MOUNT
TAKEUCHI: TB260
Attachment Size: 30" CUTTING WIDTH

MX530-C530/D004560-A02/D003569-8 (#IS2888-023-17)



Manufacturer: BAUMALIGHT
Machine Size: WACKER NEUSON ET65 (SEE PICTURE OF MOUNT ON WEBSITE)
Description: MX530 (WITH A MOUNT AND PINS) NO HOSES PROVIDED **CASE DRAIN REQUIRED**MUST SPECIFY MOUNT

Call 770-908-9439 or check website for Price

WACKER NEUSON ET65

Attachment Size: 30" CUTTING WIDTH

YANMAR

MX530-C508/D004423-A02/D003569-5 (#IS2726-023-17)



Manufacturer: BAUMALIGHT
Machine Size: YANMAR VIO55 (SEE PICTURE OF MOUNT ON WEBSITE)
Description: MX530 (WITH A MOUNT AND PINS) NO HOSES PROVIDED **CASE DRAIN REQUIRED**MUST SPECIFY MOUNT

Call 770-908-9439 or check website for Price

YANMAR VIO 55

Attachment Size: 30" CUTTING WIDTH

MX530-C530/D004493-A02/D003569-8 (#IS2727-023-17)



Manufacturer: BAUMALIGHT
Machine Size: YANMAR VIO80 (SEE PICTURE OF MOUNT ON WEBSITE)
Description: MX530 (WITH A MOUNT AND PINS) NO HOSES PROVIDED **CASE DRAIN REQUIRED**MUST SPECIFY MOUNT

Call 770-908-9439 or check website for Price

YANMAR VIO 80

Attachment Size: 30" CUTTING WIDTH

MULCHER EXCAVATOR 18,000LBS-35,000LBS

115620/116089/D000060 (#IS3434-025-34)



Manufacturer: PALADIN
Machine Size: 18000LBS-35,000LBS (28GPM-41GPM)
Description: Bradco HD EX Mulcher MM36E WEIGHT 1580LBS***MUST SPECIFY MOUNT*** PLEASE SEE LIST BELOW Reversible Claw Teeth Kit

Call 770-908-9439 or check website for Price

GPM 28-41

Attachment Size: 36" CUTTING WIDTH

115621/116089/D000060 (#IS3436-025-34)



Manufacturer: PALADIN
Machine Size: 18000LBS-35,000LBS (42GPM-60GPM)
Description: Bradco HD EX Mulcher MM36E WEIGHT 1580LBS***MUST SPECIFY MOUNT*** PLEASE SEE LIST BELOW Reversible Claw Teeth Kit

Call 770-908-9439 or check website for Price

GPM 42-60

Attachment Size: 36" CUTTING WIDTH

MX548R-C530/D000013 (#IS0281-023-17)



Manufacturer: BAUMALIGHT
Machine Size: 18,000LBS-35,000LBS 25-30GPM
Description: MX548R (WITH A MOUNT AND PINS) NO HOSES PROVIDED **CASE DRAIN REQUIRED**

Call 770-908-9439 or check website for Price

GPM 25-30

Attachment Size: 48" CUTTING WIDTH

MX548R-C540/D000013 (#IS3762-023-17)



Manufacturer: BAUMALIGHT
Machine Size: 18,000LBS-35,000LBS 25-30GPM
Description: MX548R (WITH A MOUNT AND PINS) NO HOSES PROVIDED **CASE DRAIN REQUIRED**

Call 770-908-9439 or check website for Price

GPM 25-35

Attachment Size: 48" CUTTING WIDTH

MULCHER EXCAVATOR 35,000LBS-66,000LBS

30742-0000/120052/D000070 (#IS3438-025-34)



Manufacturer: PALADIN
Machine Size: 35,000LBS-66,000LBS
Description: Bradco HD EX Mulcher MM421E ***MUST SPECIFY MOUNT*** PLEASE SEE LIST BELOW Reversible Claw Teeth Kit

Call 770-908-9439 or check website for Price

GPM 40-52

Attachment Size: 42" CUTTING WIDTH

31442-0000/120052/D000070 (#IS3435-025-34)



Manufacturer: PALADIN
Machine Size: 35,000LBS-66,000LBS
Description: Bradco HD EX Mulcher MM421E ***MUST SPECIFY MOUNT*** PLEASE SEE LIST BELOW Reversible Claw Teeth Kit

Call 770-908-9439 or check website for Price

GPM 29-39

Attachment Size: 42" CUTTING WIDTH

31542-0000/120052/D000070 (#IS3437-025-34)

Manufacturer: PALADIN
Machine Size: 35,000LBS-66,000LBS
Description: Bradco HD EX Mulcher MM421E ***MUST SPECIFY MOUNT*** PLEASE SEE LIST BELOW
 Reversible Claw Teeth Kit

Call 770-908-9439 or check website for Price

GPM: 39-49**Attachment Size:** 42" CUTTING WIDTH**EX48 (#IS3936-023-49)**

Manufacturer: TORRENT
Machine Size: 42000LBS-60000LBS
Description: 48" MULCHING HEAD ****CASE DRAIN REQUIRED****

Call 770-908-9439 or check website for Price

WEIGHT: 2200 LBS**Attachment Size:** 48" CUTTING WIDTH**MX1160R-C1150/D000025 (#IS2570-023-17)**

Manufacturer: BAUMALIGHT
Machine Size: 36000LBS-66000LBS 30GPM-40GPM
Description: MX1160R (WITH A MOUNT AND PINS) NO HOSES PROVIDED **CASE DRAIN REQUIRED**MUST SPECIFY MOUNT**

Call 770-908-9439 or check website for Price

GPM: 30-40**Attachment Size:** 60" WORKING WIDTH**MX1160R-C1170/D000025 (#IS2745-023-17)**

Manufacturer: BAUMALIGHT
Machine Size: 36000LBS-66000LBS 35GPM-50GPM
Description: MX1160R (WITH A MOUNT AND PINS) NO HOSES PROVIDED **CASE DRAIN REQUIRED**MUST SPECIFY MOUNT**

Call 770-908-9439 or check website for Price

GPM: 35-50**Attachment Size:** 60" WORKING WIDTH**MX1160R-C1190/D000025 (#IS2746-023-17)**

Manufacturer: BAUMALIGHT
Machine Size: 36000LBS-66000LBS 40GPM-60GPM
Description: MX1160R (WITH A MOUNT AND PINS) NO HOSES PROVIDED **CASE DRAIN REQUIRED**MUST SPECIFY MOUNT**

Call 770-908-9439 or check website for Price

GPM: 40-60**Attachment Size:** 60" WORKING WIDTH**MX1160R-D117X2/D000025 (#IS3420-023-17)**

Manufacturer: BAUMALIGHT
Machine Size: 36000LBS-66000LBS 40GPM-60GPM
Description: MX1160R (WITH A MOUNT AND PINS) NO HOSES PROVIDED **CASE DRAIN REQUIRED**MUST SPECIFY MOUNT**2 SPEED MOTOR OPTION

Call 770-908-9439 or check website for Price

GPM: 40-60**Attachment Size:** 60" WORKING WIDTH**MX948R-C940/D000025 (#IS3287-023-17)**

Manufacturer: BAUMALIGHT
Machine Size: 24,000LBS-60,000LBS 27-35GPM
Description: MX948R (WITH A MOUNT AND PINS) NO HOSES PROVIDED **CASE DRAIN REQUIRED**

Call 770-908-9439 or check website for Price

GPM: 27-35**Attachment Size:** 48" CUTTING WIDTH**MX948R-C950/D000025 (#IS3290-023-17)**

Manufacturer: BAUMALIGHT
Machine Size: 24,000LBS-60,000LBS 33-40GPM
Description: MX948R (WITH A MOUNT AND PINS) NO HOSES PROVIDED **CASE DRAIN REQUIRED**

Call 770-908-9439 or check website for Price

GPM: 33-40**Attachment Size:** 48" CUTTING WIDTH**MX948R-D97X2/D000025 (#IS3418-023-17)**

Manufacturer: BAUMALIGHT
Machine Size: 24,000LBS-60,000LBS 40-50GPM
Description: MX948R (WITH A MOUNT AND PINS) NO HOSES PROVIDED **CASE DRAIN REQUIRED** 2 SPEED MOTOR OPTION

Call 770-908-9439 or check website for Price

GPM: 40-50**Attachment Size:** 48" CUTTING WIDTH**MX960R-C950/D000025 (#IS2613-023-17)**

Manufacturer: BAUMALIGHT
Machine Size: 33,000LBS-66,000LBS 30-40GPM
Description: MX960R (WITH A MOUNT AND PINS) NO HOSES PROVIDED **CASE DRAIN REQUIRED**

Call 770-908-9439 or check website for Price

GPM: 30-40**Attachment Size:** 60" CUTTING WIDTH

MX960R-D97X2/D000025 (#IS3419-023-17)



Manufacturer: BAUMALIGHT
Machine Size: 33,000LBS-66,000LBS 35-50GPM
Description: MX960R (WITH A MOUNT AND PINS) NO HOSES PROVIDED **CASE DRAIN REQUIRED** 2 SPEED MOTOR OPTION

Call 770-908-9439 or check website for Price

GPM: 35-50

Attachment Size: 60" WORKING WIDTH

MULCHER EXCAVATOR 6,000LBS-9,000LBS

EX20 (#IS4007-023-49)



Manufacturer: TORRENT
Machine Size: 6000LB-9500LB (MIN 11GPM)
Description: Operating Weight 350 lb, Rotational Speed 3500 RPM **PLUG AND PLAY**CASE DRAIN REQUIRED**

Call 770-908-9439 or check website for Price

WEIGHT: 350 LBS

Attachment Size: 20" CUTTING WIDTH

MX330-A450/D000005 (#IS0269-023-17)



Manufacturer: BAUMALIGHT
Machine Size: 6,000LBS-9,000LBS
Description: MX330 Fixed Tooth Mulcher (WITH A MOUNT AND PINS) NO HOSES PROVIDED**CASE DRAIN REQUIRED**MUST SPECIFY MOUNT

Call 770-908-9439 or check website for Price

Attachment Size: 30" CUTTING WIDTH

MULCHER HIGH FLOW SKID STEER

MS960-D97X2 (#IS3422-023-17)



Manufacturer: BAUMALIGHT
Machine Size: SSL
Description: MS960 Heavy Duty Fixed Tooth Mulcher for Skidsteer**CASE DRAIN REQUIRED** NO COUPLERS SUPPLIED 2 SPEED MOTOR OPTION

Call 770-908-9439 or check website for Price

GPM: 32-42

Attachment Size: 60" CUTTING WIDTH

MS1160-C1150 (#IS2939-023-17)



Manufacturer: BAUMALIGHT
Machine Size: SSL
Description: MS1160 Heavy Duty Fixed Tooth Bit Limiting Ring Mulcher for Skidsteer **CASE DRAIN REQUIRED**

Call 770-908-9439 or check website for Price

GPM: 36-45

Attachment Size: 60" CUTTING WIDTH

124171/110915/119740 (#IS2868-025-34)



Manufacturer: PALADIN
Machine Size: CATERPILLER 289D HIGH FLOW
Description: 60" cutting width,Shreds up to 8" diameter hardwood trees**PLUG AND PLAY**CASE DRAIN REQUIRED**

Call 770-908-9439 or check website for Price

CAT: 289D XPS

Attachment Size: 60" CUTTING WIDTH

124171/110915/119740 (#IS2871-025-34)



Manufacturer: PALADIN
Machine Size: CATERPILLER 299D HIGH FLOW
Description: 60" cutting width,Shreds up to 8" diameter hardwood trees**PLUG AND PLAY**CASE DRAIN REQUIRED**

Call 770-908-9439 or check website for Price

CAT: 299D XHP

Attachment Size: 60" CUTTING WIDTH

124171/110915/07-7626 (#IS2865-025-34)



Manufacturer: PALADIN
Machine Size: JOHN DEERE 333G HIGH FLOW
Description: 60" cutting width,Shreds up to 8" diameter hardwood trees**PLUG AND PLAY**CASE DRAIN REQUIRED**

Call 770-908-9439 or check website for Price

JOHN DEERE: 333G

Attachment Size: 60" CUTTING WIDTH

MS960-C950 (#IS2858-023-17)



Manufacturer: BAUMALIGHT
Machine Size: SSL
Description: MS960 Heavy Duty Fixed Tooth Mulcher for Skidsteer**CASE DRAIN REQUIRED** NO COUPLERS SUPPLIED

Call 770-908-9439 or check website for Price

GPM: 32-42

Attachment Size: 60" CUTTING WIDTH

124171/110915 (#IS2872-025-34)



Manufacturer: PALADIN
Machine Size: SSL 30GPM-45GPM
Description: 60" cutting width, Shreds up to 8" diameter hardwood trees**PLUG AND PLAY**CASE DRAIN REQUIRED**

Call 770-908-9439 or check website for Price

GPM: 30-45
Attachment Size: 60" CUTTING WIDTH

125346 (#IS3317-025-34)



Manufacturer: PALADIN
Machine Size: SSL 30GPM-45GPM
Description: 60" cutting width, Shreds up to 8" diameter hardwood trees**PLUG AND PLAY**CASE DRAIN REQUIRED**Reversible Carbide Hammers

Call 770-908-9439 or check website for Price

GPM: 30-45
Attachment Size: 60" CUTTING WIDTH

MS1160-D117X2 (#IS3300-023-17)



Manufacturer: BAUMALIGHT
Machine Size: SSL
Description: MS1160 Heavy Duty Fixed Tooth Bit Limiting Ring Mulcher for Skidsteer **CASE DRAIN REQUIRED**2 SPEED MOTOR OPTION

Call 770-908-9439 or check website for Price

GPM: 36-45
Attachment Size: 60" CUTTING WIDTH

MULCHER LOW FLOW SKID STEER

MS348-A450 (#IS0268-023-17)



Manufacturer: BAUMALIGHT
Machine Size: 6,000LBS-9,000LBS MAXIMUM 20GPM
Description: MS348 Fixed Tooth Mulcher for Skid Steer**CASE DRAIN REQUIRED** NO COUPLERS SUPPLIED

Call 770-908-9439 or check website for Price

GPM: 15-20
Attachment Size: 48" CUTTING WIDTH

MS548-C510 (#IS0271-023-17)



Manufacturer: BAUMALIGHT
Machine Size: MAX 9000LBS
Description: MS548 Fixed Tooth Mulcher for Skid Steer **CASE DRAIN REQUIRED** NO COUPLERS SUPPLIED

Call 770-908-9439 or check website for Price

GPM: 20-25
Attachment Size: 48" CUTTING WIDTH

MS560-C550 (#IS4101-023-17)



Manufacturer: BAUMALIGHT
Machine Size: SSL
Description: MS560 Fixed Tooth Mulcher for Skid Steer **CASE DRAIN REQUIRED** NO COUPLERS SUPPLIED

Call 770-908-9439 or check website for Price

GPM: 34-40
Attachment Size: 60" CUTTING WIDTH

MS560-C530 (#IS2946-023-17)



Manufacturer: BAUMALIGHT
Machine Size: SSL
Description: MS560 Fixed Tooth Mulcher for Skid Steer **CASE DRAIN REQUIRED** NO COUPLERS SUPPLIED

Call 770-908-9439 or check website for Price

GPM: 22-32
Attachment Size: 60" CUTTING WIDTH

MS560-C510 (#IS2938-023-17)



Manufacturer: BAUMALIGHT
Machine Size: SSL
Description: MS560 Fixed Tooth Mulcher for Skid Steer **CASE DRAIN REQUIRED** NO COUPLERS SUPPLIED

Call 770-908-9439 or check website for Price

GPM: 17-27
Attachment Size: 60" CUTTING WIDTH

MS548-C508 (#IS3312-023-17)



Manufacturer: BAUMALIGHT
Machine Size: MAX 9000LBS
Description: MS548 Fixed Tooth Mulcher for Skid Steer **CASE DRAIN REQUIRED** NO COUPLERS SUPPLIED

Call 770-908-9439 or check website for Price

GPM: 15-19
Attachment Size: 48" CUTTING WIDTH

MS560-C540 (#IS2839-023-17)



Manufacturer: BAUMALIGHT
Machine Size: SSL
Description: MS560 Fixed Tooth Mulcher for Skid Steer **CASE DRAIN REQUIRED** NO COUPLERS SUPPLIED

Call 770-908-9439 or check website for Price

GPM: 27-37
Attachment Size: 60" CUTTING WIDTH

**Prices subject to change at anytime..call for most up-to-date pricing.

MULCHER TRACTOR 3PT HITCH**MP348-540 (#IS3823-023-17)**

Manufacturer: BAUMALIGHT
Machine Size: 25HP-40HP
Description: MP348 Fixed Tooth Mulcher for Power Take Off on a Tractor

Call 770-908-9439 or check website for Price

Attachment Size: 48" CUTTING WIDTH**MP360 (#IS4713-023-17)**

Manufacturer: BAUMALIGHT
Machine Size: 30HP-60HP
Description: MP360 Fixed Tooth Mulcher for Power Take Off on a Tractor

Call 770-908-9439 or check website for Price

WEIGHT: 1050 LBS**Attachment Size:** 60" CUTTING WIDTH**MP560-540 (#IS0275-023-17)**

Manufacturer: BAUMALIGHT
Machine Size: 45HP-65-HP
Description: MP560 Fixed Tooth Mulcher for Power Take Off on a Tractor

Call 770-908-9439 or check website for Price

Attachment Size: 60" CUTTING WIDTH**MP572-1000 (#IS4714-023-17)**

Manufacturer: BAUMALIGHT
Machine Size: 50HP-115HP
Description: MP572 Fixed Tooth Mulcher for Power Take Off on a Tractor. PLANNER TEETH STANDARD
 ****1000PTO****

Call 770-908-9439 or check website for Price

PTO: 1000 RPM**Attachment Size:** 72" CUTTING WIDTH**MP572-540 (#IS0276-023-17)**

Manufacturer: BAUMALIGHT
Machine Size: 50HP-115HP
Description: MP572 Fixed Tooth Mulcher for Power Take Off on a Tractor. PLANNER TEETH STANDARD
 ****540PTO****

Call 770-908-9439 or check website for Price

PTO: 540 RPM**Attachment Size:** 72" CUTTING WIDTH**MP972-1000RPM (#IS2623-023-17)**

Manufacturer: BAUMALIGHT
Machine Size: 90HP-120HP DO NOT EXCEED 135HP
Description: MP972 Fixed Tooth Mulcher for Power Take Off on a Tractor ****1000 RPM PTO ****1.375" 21-spline

Call 770-908-9439 or check website for Price

PTO: 1000 RPM**Attachment Size:** 72" CUTTING WIDTH**MP972-1000RPM (#IS3297-023-17)**

Manufacturer: BAUMALIGHT
Machine Size: 90HP-120HP DO NOT EXCEED 135HP
Description: MP972 Fixed Tooth Mulcher for Power Take Off on a Tractor ****1000 RPM PTO ****1.75" 20-spline

Call 770-908-9439 or check website for Price

PTO: 1000 RPM**Attachment Size:** 72" CUTTING WIDTH**MP972-540RPM (#IS0279-023-17)**

Manufacturer: BAUMALIGHT
Machine Size: 90HP-120HP DO NOT EXCEED 135HP
Description: MP972 Fixed Tooth Mulcher for Power Take Off on a Tractor ****540 RPM PTO ****1-3/8" 6-Spline

Call 770-908-9439 or check website for Price

PTO: 540 RPM**Attachment Size:** 72" CUTTING WIDTH**NET WRAP REMOVER****MXC-SS (#IS2635-023-31)**

Manufacturer: MAXILATOR
Machine Size: SSL
Description: The Maxilator Bale Cracker easily cuts through plastic wrap, net wrap, and twine. A single operator can pick up, move, and unwrap bales up to 5'x 6' without leaving their seat. Even the wrapping is remotely released for maximum efficiency.

Call 770-908-9439 or check website for Price

Attachment Size: 5X6 BALES**PALLET FORK EXTENSIONS FORK LIFT**

FE-460 (#IS3480-025-57)



Manufacturer: ARROW
Machine Size: WIDTH 4" LENGTH 60"
Description: HEAVY DUTY FORK EXTENSIONS

Call 770-908-9439 or check website for Price

Attachment Size: 60" LENGTH

FE-472 (#IS3481-025-57)



Manufacturer: ARROW
Machine Size: WIDTH 4" LENGTH 72"
Description: HEAVY DUTY FORK EXTENSIONS

Call 770-908-9439 or check website for Price

Attachment Size: 72" LENGTH

FE-484 (#IS3482-025-57)



Manufacturer: ARROW
Machine Size: WIDTH 4" LENGTH 84"
Description: HEAVY DUTY FORK EXTENSIONS

Call 770-908-9439 or check website for Price

Attachment Size: 84" LENGTH

FE-496 (#IS3483-025-57)



Manufacturer: ARROW
Machine Size: WIDTH 4" LENGTH 96"
Description: HEAVY DUTY FORK EXTENSIONS

Call 770-908-9439 or check website for Price

Attachment Size: 96" LENGTH

FE-560 (#IS3484-025-57)



Manufacturer: ARROW
Machine Size: WIDTH 5" LENGTH 60"
Description: HEAVY DUTY FORK EXTENSIONS

Call 770-908-9439 or check website for Price

Attachment Size: 60" LENGTH

FE-572 (#IS3485-025-57)



Manufacturer: ARROW
Machine Size: WIDTH 5" LENGTH 72"
Description: HEAVY DUTY FORK EXTENSIONS

Call 770-908-9439 or check website for Price

Attachment Size: 72" LENGTH

FE-584 (#IS3486-025-57)



Manufacturer: ARROW
Machine Size: WIDTH 5" LENGTH 84"
Description: HEAVY DUTY FORK EXTENSIONS

Call 770-908-9439 or check website for Price

Attachment Size: 72" LENGTH

FE-596 (#IS3487-025-57)



Manufacturer: ARROW
Machine Size: WIDTH 5" LENGTH 96"
Description: HEAVY DUTY FORK EXTENSIONS

Call 770-908-9439 or check website for Price

Attachment Size: 96" LENGTH

FE-660 (#IS3488-025-57)



Manufacturer: ARROW
Machine Size: WIDTH 6" LENGTH 60"
Description: HEAVY DUTY FORK EXTENSIONS

Call 770-908-9439 or check website for Price

Attachment Size: 60" LENGTH

FE-672 (#IS3489-025-57)




Manufacturer: ARROW
Machine Size: WIDTH 6" LENGTH 72"
Description: HEAVY DUTY FORK EXTENSIONS

Call 770-908-9439 or check website for Price

Attachment Size: 72" LENGTH

FE-684 (#IS3490-025-57)



Manufacturer: ARROW
Machine Size: WIDTH 6" LENGTH 84"
Description: HEAVY DUTY FORK EXTENSIONS

Call 770-908-9439 or check website for Price

Attachment Size: 72" LENGTH

****Prices subject to change at anytime..call for most up-to-date pricing.**

FE-696 (#IS3491-025-57)

Manufacturer: ARROW
Machine Size: WIDTH 6" LENGTH 96"
Description: HEAVY DUTY FORK EXTENSIONS

Call 770-908-9439 or check website for Price

Attachment Size: 96" LENGTH

PALLET FORK EXTENSIONS SKID STEER**FE-460 (#IS3609-025-57)**

Manufacturer: ARROW
Machine Size: WIDTH 4" LENGTH 60"
Description: HEAVY DUTY FORK EXTENSIONS

Call 770-908-9439 or check website for Price

Attachment Size: 60" LENGTH

FE-472 (#IS3610-025-57)

Manufacturer: ARROW
Machine Size: WIDTH 4" LENGTH 72"
Description: HEAVY DUTY FORK EXTENSIONS

Call 770-908-9439 or check website for Price

Attachment Size: 72" LENGTH

FE-484 (#IS3611-025-57)

Manufacturer: ARROW
Machine Size: WIDTH 4" LENGTH 84"
Description: HEAVY DUTY FORK EXTENSIONS

Call 770-908-9439 or check website for Price

Attachment Size: 72" LENGTH

FE-496 (#IS3612-025-57)

Manufacturer: ARROW
Machine Size: WIDTH 4" LENGTH 96"
Description: HEAVY DUTY FORK EXTENSIONS

Call 770-908-9439 or check website for Price

Attachment Size: 96" LENGTH

FE-560 (#IS3613-025-57)

Manufacturer: ARROW
Machine Size: WIDTH 5" LENGTH 60"
Description: HEAVY DUTY FORK EXTENSIONS

Call 770-908-9439 or check website for Price

Attachment Size: 60" LENGTH

FE-572 (#IS3614-025-57)

Manufacturer: ARROW
Machine Size: WIDTH 5" LENGTH 72"
Description: HEAVY DUTY FORK EXTENSIONS

Call 770-908-9439 or check website for Price

Attachment Size: 72" LENGTH

FE-584 (#IS3615-025-57)

Manufacturer: ARROW
Machine Size: WIDTH 5" LENGTH 84"
Description: HEAVY DUTY FORK EXTENSIONS

Call 770-908-9439 or check website for Price

Attachment Size: 72" LENGTH

FE-596 (#IS3616-025-57)

Manufacturer: ARROW
Machine Size: WIDTH 5" LENGTH 96"
Description: HEAVY DUTY FORK EXTENSIONS

Call 770-908-9439 or check website for Price

Attachment Size: 96" LENGTH

FE-660 (#IS3617-025-57)

Manufacturer: ARROW
Machine Size: WIDTH 6" LENGTH 60"
Description: HEAVY DUTY FORK EXTENSIONS

Call 770-908-9439 or check website for Price

Attachment Size: 60" LENGTH

FE-672 (#IS3618-025-57)



Manufacturer: ARROW
Machine Size: WIDTH 6" LENGTH 72"
Description: HEAVY DUTY FORK EXTENSIONS

Call 770-908-9439 or check website for Price

Attachment Size: 72" LENGTH

FE-684 (#IS3619-025-57)



Manufacturer: ARROW
Machine Size: WIDTH 6" LENGTH 84"
Description: HEAVY DUTY FORK EXTENSIONS

Call 770-908-9439 or check website for Price

Attachment Size: 72" LENGTH

FE-696 (#IS3620-025-57)



Manufacturer: ARROW
Machine Size: WIDTH 6" LENGTH 96"
Description: HEAVY DUTY FORK EXTENSIONS

Call 770-908-9439 or check website for Price

Attachment Size: 96" LENGTH

PALLET FORKLIFT WORK PLATFORM

MWP (#IS3764-023-31)



Manufacturer: MAXILATOR
Machine Size:
Description: PALLET FORKLIFT WORK PLATFORM 48" X 60"

Call 770-908-9439 or check website for Price

Attachment Size: 48" X 60" PLATFORM

PALLET FORKS BACKHOE

1PFIND42 (#IS4631-000-69)



Manufacturer: CONSTRUCTION ATTACHMENTS
Machine Size: BACKHOE
Description: INDUSTRIAL DUTY***MUST SPECIFY MOUNT***5500 LBS TINES

Call 770-908-9439 or check website for Price

WEIGHT 532 LBS

Attachment Size: 42" WORKING WIDTH

1PFIND48 (#IS4633-000-69)



Manufacturer: CONSTRUCTION ATTACHMENTS
Machine Size: BACKHOE
Description: INDUSTRIAL DUTY***MUST SPECIFY MOUNT***5500 LBS TINES

Call 770-908-9439 or check website for Price

WEIGHT 540 LBS

Attachment Size: 48" WORKING WIDTH

1PFINDHL42 (#IS4632-000-69)



Manufacturer: CONSTRUCTION ATTACHMENTS
Machine Size: BACKHOE
Description: INDUSTRIAL DUTY***MUST SPECIFY MOUNT***6400 LBS TINES

Call 770-908-9439 or check website for Price

WEIGHT 608 LBS

Attachment Size: 42" WORKING WIDTH

1PFINDHL48 (#IS4634-000-69)




Manufacturer: CONSTRUCTION ATTACHMENTS
Machine Size: BACKHOE
Description: INDUSTRIAL DUTY***MUST SPECIFY MOUNT***6400 LBS TINES

Call 770-908-9439 or check website for Price

WEIGHT 730 LBS

Attachment Size: 48" WORKING WIDTH

MHDPFN1048-D (#IS3650-023-50)



Manufacturer: MARTATCH
Machine Size: BACKHOE
Description: HEAVY DUTY PALLET FORK WITH 48" TINES-10,000 lbs WEIGHT 740LBS***MUST SPECIFY MOUNT***

Call 770-908-9439 or check website for Price

WEIGHT 740LBS

Attachment Size: 48" PALLET FORKS
10,000LBS

MHDPFN1060-D (#IS3651-023-50)



Manufacturer: MARTATCH
Machine Size: BACKHOE
Description: HEAVY DUTY PALLET FORK-WITH 60" TINES-10,000 lbs WEIGHT 780LBS***MUST SPECIFY MOUNT***


Call 770-908-9439 or check website for Price

WEIGHT 780LBS

Attachment Size: 60" PALLET FORKS
10,000LBS

**Prices subject to change at anytime..call for most up-to-date pricing.

MHDPFN1072-D (#IS3652-023-50)




Manufacturer: MARTATCH
Machine Size: BACKHOE
Description: HEAVY DUTY PALLET FORK WITH 72" TINES-10,000 lbs WEIGHT 740LBS***MUST SPECIFY MOUNT***

Call 770-908-9439 or check website for Price

WEIGHT: 740LBS
Attachment Size: 72" PALLET FORKS 10,000LBS

MHDPFN48-D (#IS3653-023-50)




Manufacturer: MARTATCH
Machine Size: BACKHOE
Description: HEAVY DUTY PALLET FORK WITH 48" TINES-7500 lbs WEIGHT 740LBS***MUST SPECIFY MOUNT***

Call 770-908-9439 or check website for Price

WEIGHT: 740LBS
Attachment Size: 48" PALLET FORKS 7500LBS

MHDPFN60-D (#IS3654-023-50)



Manufacturer: MARTATCH
Machine Size: BACKHOE
Description: HEAVY DUTY PALLET FORK-WITH 60" TINES-7500 lbs WEIGHT 780LBS***MUST SPECIFY MOUNT***

Call 770-908-9439 or check website for Price

WEIGHT: 780LBS
Attachment Size: 60" PALLET FORKS 7500LBS

PALLET FORKS CLAMP ON BUCKET

831930 (#IS0613-023-02)



Manufacturer: WORKSAVER INC.
Machine Size: TRACTOR
Description: Clamp-On Bucket Pallet Forks - 2,000 lb. capacity. 42" useable tine length. Fits most loader buckets.

Call 770-908-9439 or check website for Price

Attachment Size: 2,000 LB MAX

831950 (#IS0612-023-02)



Manufacturer: WORKSAVER INC.
Machine Size: TRACTOR
Description: Clamp-On Bucket Pallet Forks - 1,000 lb. capacity. 35" useable tine length. Fits most loader buckets.

Call 770-908-9439 or check website for Price

Attachment Size: 1,000 LB MAX

831960 (#IS0614-023-02)




Manufacturer: WORKSAVER INC.
Machine Size: TRACTOR
Description: Clamp-On Bucket Pallet Forks - 4,000 lb. capacity. 42" useable tine length. Fits most loader buckets.

Call 770-908-9439 or check website for Price

Attachment Size: 4,000 LB MAX

PALLET FORKS EXCAVATOR

3EFR-50/3EFT-15-4-48 (#IS2423-034-54)




Manufacturer: NM ATTACHMENTS
Machine Size: 6,000LBS-10,000LBS
Description: Excavator Fork Attachment 50" WIDE X 48" LONG FORKS **MUST SPECIFY MOUNT**

Call 770-908-9439 or check website for Price

Attachment Size: 48" LONG PALLET FORKS

5EFR-50/5EFT-15-4-48 (#IS2424-034-54)




Manufacturer: NM ATTACHMENTS
Machine Size: 10000LBS-12000LBS
Description: Excavator Fork Attachment 50" WIDE X 48" LONG FORKS**MUST SPECIFY MOUNT**

Call 770-908-9439 or check website for Price

Attachment Size: 48" LONG PALLET FORKS

6EFR-50/6EFT-175-5-48 (#IS2425-034-54)




Manufacturer: NM ATTACHMENTS
Machine Size: 12000LBS - 14000LBS
Description: Excavator Fork Attachment 50" WIDE X 48" LONG FORKS**MUST SPECIFY MOUNT**

Call 770-908-9439 or check website for Price

Attachment Size: 48" LONG PALLET FORKS

8EFR-50/8EFT-175-5-48 (#IS2426-034-54)



Manufacturer: NM ATTACHMENTS
Machine Size: 14000LBS-24000LBS
Description: Excavator Fork Attachment 50" WIDE X 48" LONG FORKS**MUST SPECIFY MOUNT**

Call 770-908-9439 or check website for Price

Attachment Size: 48" LONG PALLET FORKS


**Prices subject to change at anytime..call for most up-to-date pricing.

PALLET FORKS HYDRAULIC SPREAD SSL**1PFHYDHL48 (#IS4344-000-69)**

Manufacturer CONSTRUCTION ATTACHMENTS
Machine Size: SSL
Description: HYDRAULIC SHIFT SKID STEER PALLET FORKS

Call 770-908-9439 or check website for Price

WEIGHT 375 LBS
Attachment Size: 48" WORKING WIDTH

MFSPF4855-A (#IS2533-023-50)

Manufacturer MARTATCH
Machine Size: SSL
Description: HEAVY DUTY HYDRAULIC FORK POSITIONER 48" TINES 5500 LBS

Call 770-908-9439 or check website for Price

WEIGHT 620LBS
Attachment Size: 5500LBS CAPACITY

MFSPF486012-D (#IS3952-023-50)

Manufacturer MARTATCH
Machine Size: SSL
Description: HEAVY DUTY HYDRAULIC FORK POSITIONER 48" CARRIAGE 60" TINES 12000 LBS

Call 770-908-9439 or check website for Price

Attachment Size: 12000LBS CAPACITY

MFSPF5455-A (#IS2534-023-50)

Manufacturer MARTATCH
Machine Size: SSL
Description: HEAVY DUTY HYDRAULIC FORK POSITIONER 54" TINES 5500 LBS

Call 770-908-9439 or check website for Price

WEIGHT 625LBS
Attachment Size: 5500LBS CAPACITY

MFSPF6075-A (#IS2535-023-50)

Manufacturer MARTATCH
Machine Size: SSL
Description: HEAVY DUTY HYDRAULIC FORK POSITIONER 60" TINES 7500 LBS

Call 770-908-9439 or check website for Price

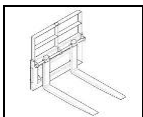
WEIGHT 660LBS
Attachment Size: 7500LBS CAPACITY

MFSPF726012-D (#IS3953-023-50)

Manufacturer MARTATCH
Machine Size: SSL
Description: HEAVY DUTY HYDRAULIC FORK POSITIONER 72" CARRIAGE 60" TINES 12000 LBS

Call 770-908-9439 or check website for Price

Attachment Size: 1200LBS CAPACITY

PALLET FORKS MINI SKID STEER**2000888 (#IS2225-025-34)**

Manufacturer PALADIN
Machine Size: MINI EXCLUDES BOBCAT
Description: 42" (universal mount) PALLET FORKS

Call 770-908-9439 or check website for Price

WEIGHT 183LBS
Attachment Size: 42" PALLET FORKS

832640 (#IS0745-023-02)

Manufacturer WORKSAVER INC.
Machine Size: MINI EXCLUDES BOBCAT
Description: Designed for mini skid steers / compact tool carriers. Features forks that are 1.18"x3"x42" w/ universal mount. Rated at 2,000 lbs.

Call 770-908-9439 or check website for Price

Attachment Size: 42" WORKING WIDTH

832695 (#IS0746-023-02)

Manufacturer WORKSAVER INC.
Machine Size: MINI BOBCAT
Description: Designed for Bobcat MT-series (MT-50, MT-52, MT-55) & S70 plus Gehl 1640E. Rated at 2,000 lbs. forks are 1.18"x3"x42"

Call 770-908-9439 or check website for Price

BOBCAT MT50/52/55
Attachment Size: 42" WORKING WIDTH

833310 (#IS0744-023-02)

Manufacturer WORKSAVER INC.
Machine Size: MINI EXCLUDES BOBCAT
Description: Designed for mini skid steers / compact tool carriers. Features forks that are 1"x3"x 36" w/ universal mount. Rated at 1200 lbs.

Call 770-908-9439 or check website for Price

Attachment Size: 36" WORKING WIDTH

833330 (#IS0747-023-02)



Manufacturer: WORKSAVER INC.

Machine Size: MINI BOBCAT

Description: Designed for Bobcat MT-series (MT-50,MT-52, MT-55) & S70 plus Gehl 1640E. Rated at 1,262.50 lbs. forks are 1"x3"x36"

Call 770-908-9439 or check website for Price

BOBCAT: MT50/52/55

Attachment Size: 36" WORKING WIDTH

F3040-334/125-4-42-2 (#IS2561-025-57)



Manufacturer: ARROW

Machine Size: MINI

Description: Mini Skid Steer Pallet Forks. RAIL STYLE FORKS

Call 770-908-9439 or check website for Price

Attachment Size: 3000LB X 42" LONG

PALLET FORKS ROOT BALL SLEEVE

1BF64 (#IS4418-000-69)



Manufacturer: CONSTRUCTION ATTACHMENTS

Machine Size: SSL

Description: ROOT BALL FORK SLEEVES

Call 770-908-9439 or check website for Price

WEIGHT: 150 LBS

Attachment Size: 64" XD Nursery Fork Sleeves

1BF72 (#IS4419-000-69)



Manufacturer: CONSTRUCTION ATTACHMENTS

Machine Size: SSL

Description: ROOT BALL FORK SLEEVES

Call 770-908-9439 or check website for Price

WEIGHT: 172 LBS

Attachment Size: 72" XD Nursery Fork Sleeves

1BF84 (#IS4420-000-69)



Manufacturer: CONSTRUCTION ATTACHMENTS

Machine Size: SSL

Description: ROOT BALL FORK SLEEVES

Call 770-908-9439 or check website for Price

WEIGHT: 222 LBS

Attachment Size: 84" XD Nursery Fork Sleeves

PALLET FORKS ROTATING

K53A-O/SSL/HOSE (#IS3913-000-63)



Manufacturer: WIFO EQUIPMENT

Machine Size: SSL

Description: ROTATING PALLET FORK***FOLDING SIDE ARM***

Call 770-908-9439 or check website for Price

WEIGHT: 716 LBS

Attachment Size: 5500LBS CAPACITY 48" LONG

K53C-O/SSL/HOSE (#IS3914-000-63)



Manufacturer: WIFO EQUIPMENT

Machine Size: SSL

Description: ROTATING PALLET FORK***FOLDING SIDE ARM***

Call 770-908-9439 or check website for Price

WEIGHT: 925 LBS

Attachment Size: 7700LBS CAPACITY 48" LONG

K53A-O/GE/HOSE (#IS3915-000-63)



Manufacturer: WIFO EQUIPMENT

Machine Size: GLOBAL/EURO

Description: ROTATING PALLET FORK ***FOLDING SIDE ARM***

Call 770-908-9439 or check website for Price

WEIGHT: 716 LBS

Attachment Size: 5500LBS CAPACITY 48" LONG

PALLET FORKS SKID STEER

1PF48 (#IS4460-000-69)



Manufacturer: CONSTRUCTION ATTACHMENTS

Machine Size: SSL

Description: 48" Xtreme Duty Pallet Forks ssl

Call 770-908-9439 or check website for Price

WEIGHT: 423 LBS

Attachment Size: 48" WORKING WIDTH

1PFHL48 (#IS4404-000-69)



Manufacturer CONSTRUCTION ATTACHMENTS
Machine Size: SSL
Description: 48" Xtreme Duty Heavy Lift Pallet Forks 5,500 lbs

Call 770-908-9439 or check website for Price

WEIGHT 423 LBS
Attachment Size: 48" WORKING WIDTH

1PFHL60 (#IS4405-000-69)



Manufacturer CONSTRUCTION ATTACHMENTS
Machine Size: SSL
Description: 60" Xtreme Duty Heavy Lift Pallet Forks 5,500 lbs

Call 770-908-9439 or check website for Price

WEIGHT 464 LBS
Attachment Size: 60" WORKING WIDTH

1PFHL72 (#IS4406-000-69)



Manufacturer CONSTRUCTION ATTACHMENTS
Machine Size: SSL
Description: 72" Xtreme Duty Heavy Lift Pallet Forks 5,500 lbs

Call 770-908-9439 or check website for Price

WEIGHT 508 LBS
Attachment Size: 72" WORKING WIDTH

1PFHL96 (#IS4407-000-69)



Manufacturer CONSTRUCTION ATTACHMENTS
Machine Size: SSL
Description: 96" Xtreme Duty Heavy Lift Pallet Forks 5,500 lbs

Call 770-908-9439 or check website for Price

WEIGHT 603 LBS
Attachment Size: 96" WORKING WIDTH

1PFWTHL48 (#IS4576-000-69)



Manufacturer CONSTRUCTION ATTACHMENTS
Machine Size: SSL
Description: 48" Xtreme Duty Heavy Lift Pallet Forks 5,500 lbs

Call 770-908-9439 or check website for Price

WEIGHT 419 LBS
Attachment Size: 48" WORKING WIDTH

1PFWTHL60 (#IS4577-000-69)



Manufacturer CONSTRUCTION ATTACHMENTS
Machine Size: SSL
Description: 60" Xtreme Duty Heavy Lift Pallet Forks 5,500 lbs

Call 770-908-9439 or check website for Price

WEIGHT 460 LBS
Attachment Size: 60" WORKING WIDTH

1PFWTHL72 (#IS4556-000-69)



Manufacturer CONSTRUCTION ATTACHMENTS
Machine Size: SSL
Description: 96" Xtreme Duty Heavy Lift Pallet Forks 5,500 lbs

Call 770-908-9439 or check website for Price

WEIGHT 626 LBS
Attachment Size: 72" WORKING WIDTH

1PFWTHL96 (#IS4554-000-69)



Manufacturer CONSTRUCTION ATTACHMENTS
Machine Size: SSL
Description: 96" Xtreme Duty Heavy Lift Pallet Forks 6,400 lbs

Call 770-908-9439 or check website for Price

WEIGHT 626 LBS
Attachment Size: 96" WORKING WIDTH

1PFWX42 (#IS4410-000-69)



Manufacturer CONSTRUCTION ATTACHMENTS
Machine Size: SSL
Description: WORX DUTY 4,200 LB PALLET FORKS SSL MOUNT

Call 770-908-9439 or check website for Price

WEIGHT 325 LBS
Attachment Size: 42" WORKING WIDTH

1PFWX48 (#IS4409-000-69)



Manufacturer CONSTRUCTION ATTACHMENTS
Machine Size: SSL
Description: WORX DUTY 4,200 LB PALLET FORKS SSL MOUNT

Call 770-908-9439 or check website for Price

WEIGHT 372 LBS
Attachment Size: 48" WORKING WIDTH

831370 (#IS0723-023-02)



Manufacturer WORKSAVER INC.
Machine Size: SSL
Description: Skid Steer Pallet forks with one piece backstop. Rail Style 48" x 1-1/4"x4" solid forks rated 4,000 lbs.

Call 770-908-9439 or check website for Price

Attachment Size: 4000 LBS 48" LONG

831380 (#IS0724-023-02)



Manufacturer: WORKSAVER INC.
Machine Size: SSL
Description: Skid Steer Pallet forks with one piece backstop rated at 5,500 lbs.

Call 770-908-9439 or check website for Price

Attachment Size: 5,500LBS 48" LONG

831385 (#IS0725-023-02)



Manufacturer: WORKSAVER INC.
Machine Size: SSL
Description: Skid Steer pallet forks w/one piece backstop. Rated 5,500 lbs. Forks are 60"x1.57"x4"

Call 770-908-9439 or check website for Price

Attachment Size: 5,500LBS 60" LONG

832415 (#IS0720-023-02)



Manufacturer: WORKSAVER INC.
Machine Size: SSL
Description: Skid Steer Pallet Forks with step-through backstop. Rated at 4,000 lbs Rail style 48" x 1-1/2" x 4"

Call 770-908-9439 or check website for Price

Attachment Size: 4,000 LB 48" LONG

832495 (#IS0721-023-02)



Manufacturer: WORKSAVER INC.
Machine Size: SSL
Description: Skid Steer Pallet Fork step-through backstop. Rated at 5,525lbs.

Call 770-908-9439 or check website for Price

Attachment Size: 5,525 LBS 48" LONG

832510 (#IS0722-023-02)



Manufacturer: WORKSAVER INC.
Machine Size: SSL
Description: Skid Steer Pallet Forks step-through. 5,500 lbs. forks are 60"x1.57"x4"

Call 770-908-9439 or check website for Price

Attachment Size: 5,500 LBS 60" LONG

833500 (#IS2576-023-02)



Manufacturer: WORKSAVER INC.
Machine Size: SSL
Description: Skid Steer Pallet Forks with step-through backstop. Rated at 10,000 lbs. 48" x 2" x 5" solid forks

Call 770-908-9439 or check website for Price

Attachment Size: 48" WORKING WIDTH

833505 (#IS2577-023-02)



Manufacturer: WORKSAVER INC.
Machine Size: SSL
Description: Skid Steer Pallet Forks step-through backstop. Rated 10,000 lbs. 60" x 2" x 5" solid forks

Call 770-908-9439 or check website for Price

Attachment Size: 60" WORKING WIDTH

833510 (#IS2578-023-02)



Manufacturer: WORKSAVER INC.
Machine Size: SSL
Description: Skid Steer Pallet Forks step-through backstop. Rated 10,000 lbs. 72" x 2" x 5" solid forks

Call 770-908-9439 or check website for Price

Attachment Size: 72" WORKING WIDTH

F5100CB/150-4-48-2 (#IS2560-025-57)



Manufacturer: ARROW
Machine Size: SSL
Description: Heavy Duty Skid Steer Pallet Forks**STEP ON EACH SIDE**class II ITA forks (1 1/4 X 4 X 48) with position locking latches

Call 770-908-9439 or check website for Price

WEIGHT 474 LBS

Attachment Size: 5500LB X 48" LONG

F5100CB/150-4-60-2 (#IS2567-025-57)



Manufacturer: ARROW
Machine Size: SSL
Description: Heavy Duty Skid Steer Pallet Forks**STEP ON EACH SIDE**class II ITA forks (1 1/4 X 4 X 60) with position locking latches

Call 770-908-9439 or check website for Price

WEIGHT 525 LBS

Attachment Size: 5500LB X 60" LONG

MHDPFN1048-A (#IS2057-023-50)




Manufacturer: MARTATCH
Machine Size: SSL
Description: HEAVY DUTY PALLET FORK WITH 48" TINES-10,000 lbs WEIGHT 740LBS

Call 770-908-9439 or check website for Price

WEIGHT 740LBS


Attachment Size: 48" PALLET FORKS
10,000LBS

MHDPFN1060-A (#IS2058-023-50)

Manufacturer: MARTATCH
Machine Size: SSL
Description: HEAVY DUTY PALLET FORK-WITH 60" TINES-10,000 lbs WEIGHT 780LBS

Call 770-908-9439 or check website for Price

WEIGHT: 780LBS
Attachment Size: 60" PALLET FORKS
 10,000LBS

MHDPFN1072-A (#IS2059-023-50)

Manufacturer: MARTATCH
Machine Size: SSL
Description: HEAVY DUTY PALLET FORK-WITH 72" TINES-10,000 lbs WEIGHT 820LBS

Call 770-908-9439 or check website for Price

WEIGHT: 820LBS
Attachment Size: 72" PALLET FORKS
 10,000LBS

PALLET FORKS SKID STEER WITH GRAPPLE**F5100CB/150-4-48-2/233180 (#IS3388-025-34)**

Manufacturer: PALADIN
Machine Size: SSL
Description: SharkBite™ Grapple For Class II Forks *Includes 80" hoses with 1/2" QD.

Call 770-908-9439 or check website for Price

Attachment Size:

LAF1142-0022 (#IS1681-025-34)

Manufacturer: PALADIN
Machine Size: SSL
Description: FFC 42" LOG GRAPPLE

Call 770-908-9439 or check website for Price

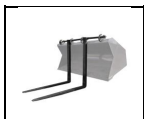
WEIGHT: 790LBS
Attachment Size: 42" LOG GRAPPLE

PALLET FORKS SWING OVER BUCKET BUCKET**1PFSOFA (#IS4408-000-69)**

Manufacturer: CONSTRUCTION ATTACHMENTS
Machine Size: BACKHOE
Description: INDUSTRIAL SWING OVER FORK ASSEMBLY PALLET FORKS***PLEASE SEE IMAGE TO SEE THE MOUNTING KIT THAT COMES WITH THIS PART NUMBER***PLEASE DOWNLOAD FORM IN FILES UNDER WARRANTY TO GET BUCKET SPECS IF YOUR BACKHOE BUCKET IS NOT ON THS LIST****

Call 770-908-9439 or check website for Price

WEIGHT: 375 LBS
Attachment Size: 4" x 1-1/2" 5,500 LBS

70B10000-48 (#IS3549-025-57)

Manufacturer: ARROW
Machine Size: 10000LBS
Description: Bucket Forks Shaft Diameter 2" Size 2-5-48 Back Height 74" Loader Capacity 10,000lbs Brackets 5 Bucket Opening up to 63" Bucket Width up to 72"

Call 770-908-9439 or check website for Price

Attachment Size: 48" LENGTH

70B10000-72 (#IS3546-025-57)

Manufacturer: ARROW
Machine Size: 10000LBS
Description: Bucket Forks Shaft Diameter 2" Size 2-5-72 Back Height 74" Loader Capacity 10,000lbs Brackets 4 Bucket Opening up to 63" Bucket Width up to 72"

Call 770-908-9439 or check website for Price

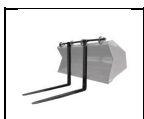
Attachment Size: 72" LENGTH

70B18000-60 (#IS3547-025-57)

Manufacturer: ARROW
Machine Size: 18000LBS
Description: Bucket Forks Shaft Diameter 2" Size 250-6-60 Back Height 74" Loader Capacity 18,000lbs Brackets 4 Bucket Opening up to 63" Bucket Width up to 72"

Call 770-908-9439 or check website for Price

Attachment Size: 60" LENGTH

70B28000-72 (#IS3548-025-57)


Manufacturer: ARROW
Machine Size: 28000LBS
Description: Bucket Forks Shaft Diameter 3" Size 250-8-72 Back Height 85" Loader Capacity 28,000lbs Brackets 5 Bucket Opening up to 77" Bucket Width up to 96"

Call 770-908-9439 or check website for Price

Attachment Size: 72" LENGTH

70B4500-48 (#IS3542-025-57)

Call 770-908-9439 or check website for Price



Manufacturer: ARROW
Machine Size: 4500LBS
Attachment Size: 48" LENGTH
Description: Bucket Forks Shaft Diameter 2" Size 150-4-48 Back Height 48" Loader Capacity 4500lbs Brackets 4 Bucket Opening up to 42" Bucket Width up to 72"

70B6000-48S (#IS3543-025-57)

Call 770-908-9439 or check website for Price



Manufacturer: ARROW
Machine Size: 6000LBS
Attachment Size: 48" LENGTH
Description: Bucket Forks Shaft Diameter 2" Size 175-4-48 Back Height 48" Loader Capacity 6000lbs Brackets 4 Bucket Opening up to 42" Bucket Width up to 72"

70B8000-48 (#IS3544-025-57)

Call 770-908-9439 or check website for Price



Manufacturer: ARROW
Machine Size: 8000LBS
Attachment Size: 48" LENGTH
Description: Bucket Forks Shaft Diameter 2" Size 2-4-48 Back Height 66" Loader Capacity 8000lbs Brackets 4 Bucket Opening up to 60" Bucket Width up to 72"

70B8000-60 (#IS3545-025-57)

Call 770-908-9439 or check website for Price



Manufacturer: ARROW
Machine Size: 8000LBS
Attachment Size: 60" LENGTH
Description: Bucket Forks Shaft Diameter 2" Size 2-4-60 Back Height 66" Loader Capacity 8000lbs Brackets 4 Bucket Opening up to 60" Bucket Width up to 72"

PALLET FORKS TELEHANDLER CAT

TL1055/732648A02016/F6448-144A02016 (#IS2609-025-57)

Call 770-908-9439 or check website for Price



Manufacturer: ARROW
Machine Size: CATERPILLAR TL1055
Attachment Size: 48" LENGTH
Description: CAT Telehandler Forks and frame

TL1055/732660A02016/F6448-144A02016 (#IS3535-025-57)

Call 770-908-9439 or check website for Price



Manufacturer: ARROW
Machine Size: CATERPILLAR TL1055
Attachment Size: 60" LENGTH
Description: CAT Telehandler Forks and frame

TL642/732448A02019/F6448-144A02016 (#IS3533-025-57)

Call 770-908-9439 or check website for Price



Manufacturer: ARROW
Machine Size: CATERPILLAR TL642
Attachment Size: 48" LENGTH
Description: CAT Telehandler Forks and frame

TL642/732560A02019/F6448-144A02016 (#IS3536-025-57)

Call 770-908-9439 or check website for Price



Manufacturer: ARROW
Machine Size: CATERPILLAR TL642
Attachment Size: 60" LENGTH
Description: CAT Telehandler Forks and frame

TL943/732648A02017/F6448-144A02016 (#IS2610-025-57)

Call 770-908-9439 or check website for Price



Manufacturer: ARROW
Machine Size: CATERPILLAR TL943
Attachment Size: 48" LENGTH
Description: CAT Telehandler Forks and frame

TL943/73266002017/F6448-144A02016 (#IS3537-025-57)

Call 770-908-9439 or check website for Price



Manufacturer: ARROW
Machine Size: CATERPILLAR TL943
Attachment Size: 60" LENGTH
Description: CAT Telehandler Forks and frame

PALLET FORKS TELEHANDLER JCB

**Prices subject to change at anytime..call for most up-to-date pricing.

512/2--6-60A08014/F6448-089A08014 (#IS3503-025-57)



Manufacturer: ARROW
Machine Size: JCB 512
Description: JCB Telehandler Forks and frame

Call 770-908-9439 or check website for Price

Attachment Size: 60" FORK LENGTH / FRAME WIDTH 48"

512/2--6-96A08014/F6448-089A08014 (#IS3513-025-57)



Manufacturer: ARROW
Machine Size: JCB 512
Description: JCB Telehandler Forks and frame

Call 770-908-9439 or check website for Price

Attachment Size: 96" FORK LENGTH / FRAME WIDTH 48"

512/2-4-48A08014/F6448-089A08014 (#IS3495-025-57)



Manufacturer: ARROW
Machine Size: JCB 512
Description: JCB Telehandler Forks and frame

Call 770-908-9439 or check website for Price

Attachment Size: 48" FORK LENGTH / FRAME WIDTH 48"

512/2-6-72A08014/F6448-089A08014 (#IS3507-025-57)



Manufacturer: ARROW
Machine Size: JCB 512
Description: JCB Telehandler Forks and frame

Call 770-908-9439 or check website for Price

Attachment Size: 72" FORK LENGTH / FRAME WIDTH 48"

514/250-6-48A08019/F6448-089A08014 (#IS3496-025-57)



Manufacturer: ARROW
Machine Size: JCB 514
Description: JCB Telehandler Forks and frame

Call 770-908-9439 or check website for Price

Attachment Size: 48" FORK LENGTH / FRAME WIDTH 48"

514/250-6-60A08019/F6448-089A08014 (#IS3504-025-57)



Manufacturer: ARROW
Machine Size: JCB 514
Description: JCB Telehandler Forks and frame

Call 770-908-9439 or check website for Price

Attachment Size: 60" FORK LENGTH / FRAME WIDTH 48"

514/250-6-72A08019/F6448-089A08014 (#IS3508-025-57)



Manufacturer: ARROW
Machine Size: JCB 514
Description: JCB Telehandler Forks and frame

Call 770-908-9439 or check website for Price

Attachment Size: 72" FORK LENGTH / FRAME WIDTH 48"

514/250-6-96A08019/F6448-089A08014 (#IS3514-025-57)



Manufacturer: ARROW
Machine Size: JCB 514
Description: JCB Telehandler Forks and frame

Call 770-908-9439 or check website for Price

Attachment Size: 96" FORK LENGTH / FRAME WIDTH 48"

525/2-4-48A08002/F6448-145A08002 (#IS3492-025-57)



Manufacturer: ARROW
Machine Size: JCB 525
Description: JCB Telehandler Forks and frame

Call 770-908-9439 or check website for Price

Attachment Size: 48" FORK LENGTH / FRAME WIDTH 48"

525/2-4-60A08002/F6448-145A08002 (#IS3497-025-57)



Manufacturer: ARROW
Machine Size: JCB 525
Description: JCB Telehandler Forks and frame

Call 770-908-9439 or check website for Price

Attachment Size: 60" FORK LENGTH / FRAME WIDTH 48"

525/2-4-72A08002/F6448-145A08002 (#IS3512-025-57)

Manufacturer: ARROW
Machine Size: JCB 525
Description: JCB Telehandler Forks and frame

Call 770-908-9439 or check website for Price

Attachment Size: 72" FORK LENGTH / FRAME WIDTH 48"

525/2-4-96A08002/F6448-145A08002 (#IS3518-025-57)

Manufacturer: ARROW
Machine Size: JCB 525
Description: JCB Telehandler Forks and frame

Call 770-908-9439 or check website for Price

Attachment Size: 96" FORK LENGTH / FRAME WIDTH 48"

530/2-4-48A08013/F6448-145A08002 (#IS3493-025-57)

Manufacturer: ARROW
Machine Size: JCB 530,505,527
Description: JCB Telehandler Forks and frame

Call 770-908-9439 or check website for Price

Attachment Size: 48" FORK LENGTH / FRAME WIDTH 48"

530/2-4-60A08013/F6448-145A08002 (#IS3501-025-57)

Manufacturer: ARROW
Machine Size: JCB 530,505,527
Description: JCB Telehandler Forks and frame

Call 770-908-9439 or check website for Price

Attachment Size: 60" FORK LENGTH / FRAME WIDTH 48"

530/2-4-72A08013/F6448-145A08002 (#IS3511-025-57)

Manufacturer: ARROW
Machine Size: JCB 530,505,527
Description: JCB Telehandler Forks and frame

Call 770-908-9439 or check website for Price

Attachment Size: 72" FORK LENGTH / FRAME WIDTH 48"

530/2-4-96A08013/F6448-145A08002 (#IS3517-025-57)

Manufacturer: ARROW
Machine Size: JCB 530,505,527
Description: JCB Telehandler Forks and frame

Call 770-908-9439 or check website for Price

Attachment Size: 96" FORK LENGTH / FRAME WIDTH 48"

532/2-4-48A08014/F6448-089A08014 (#IS3505-025-57)

Manufacturer: ARROW
Machine Size: JCB 532,506,507,508
Description: JCB Telehandler Forks and frame

Call 770-908-9439 or check website for Price

Attachment Size: 48" FORK LENGTH / FRAME WIDTH 48"

532/2-4-60A08014/F6448-089A08014 (#IS3506-025-57)

Manufacturer: ARROW
Machine Size: JCB 532,506,507,508
Description: JCB Telehandler Forks and frame

Call 770-908-9439 or check website for Price

Attachment Size: 60" FORK LENGTH / FRAME WIDTH 48"

532/2-4-72A08014/F6448-089A08014 (#IS3510-025-57)

Manufacturer: ARROW
Machine Size: JCB 532,506,507,508
Description: JCB Telehandler Forks and frame

Call 770-908-9439 or check website for Price

Attachment Size: 72" FORK LENGTH / FRAME WIDTH 48"

532/2-4-96A08014/F6448-089A08014 (#IS3516-025-57)

Manufacturer: ARROW
Machine Size: JCB 532,506,507,508
Description: JCB Telehandler Forks and frame

Call 770-908-9439 or check website for Price

Attachment Size: 96" FORK LENGTH / FRAME WIDTH 48"

540/2-4-48A08014/F6448-089A08014 (#IS3494-025-57)



Manufacturer: ARROW
Machine Size: JCB 540,550,509,510
Description: JCB Telehandler Forks and frame

Call 770-908-9439 or check website for Price

Attachment Size: 48" FORK LENGTH / FRAME WIDTH 48"

540/2-5-60A08014/F6448-089A08014 (#IS3502-025-57)



Manufacturer: ARROW
Machine Size: JCB 540,550,509,510
Description: JCB Telehandler Forks and frame

Call 770-908-9439 or check website for Price

Attachment Size: 60" FORK LENGTH / FRAME WIDTH 48"

540/2-5-72A08014/F6448-089A08014 (#IS3509-025-57)



Manufacturer: ARROW
Machine Size: JCB 540,550,509,510
Description: JCB Telehandler Forks and frame

Call 770-908-9439 or check website for Price

Attachment Size: 72" FORK LENGTH / FRAME WIDTH 48"

540/2-5-96A08014/F6448-089A08014 (#IS3515-025-57)



Manufacturer: ARROW
Machine Size: JCB 540,550,509,510
Description: JCB Telehandler Forks and frame

Call 770-908-9439 or check website for Price

Attachment Size: 96" FORK LENGTH / FRAME WIDTH 48"

PALLET FORKS TELEHANDLER JLG

612-55A/2648A30009/F6448-295A30009 (#IS3519-025-57)



Manufacturer: ARROW
Machine Size: JLG G12-55A
Description: JLG Telehandler Forks and frame

Call 770-908-9439 or check website for Price

Attachment Size: 48" LENGTH / FRAME WIDTH 48"

612-55A/2660A30009/F6448-295A30009 (#IS3523-025-57)



Manufacturer: ARROW
Machine Size: JLG G12-55A
Description: JLG Telehandler Forks and frame

Call 770-908-9439 or check website for Price

Attachment Size: 60" LENGTH / FRAME WIDTH 48"

612-55A/2672A30009/F6448-295A30009 (#IS3527-025-57)



Manufacturer: ARROW
Machine Size: JLG G12-55A
Description: JLG Telehandler Forks and frame

Call 770-908-9439 or check website for Price

Attachment Size: 72" LENGTH / FRAME WIDTH 48"

612-55A/2696A30009/F6448-295A30009 (#IS3531-025-57)



Manufacturer: ARROW
Machine Size: JLG G12-55A
Description: JLG Telehandler Forks and frame

Call 770-908-9439 or check website for Price

Attachment Size: 96" LENGTH / FRAME WIDTH 48"

G15/250-6-48A30015/F7448-3046A30015 (#IS3520-025-57)



Manufacturer: ARROW
Machine Size: JLG G15,G16,G17
Description: JLG Telehandler Forks and frame

Call 770-908-9439 or check website for Price

Attachment Size: 48" LENGTH / FRAME WIDTH 48"

G15/250-6-60A30015/F7448-3046A30015 (#IS3524-025-57)



Manufacturer: ARROW
Machine Size: JLG G15,G16,G17
Description: JLG Telehandler Forks and frame

Call 770-908-9439 or check website for Price

Attachment Size: 60" LENGTH / FRAME WIDTH 48"

G15/250-6-72A30015/F7448-3046A30015 (#IS3528-025-57)



Manufacturer: ARROW
Machine Size: JLG G15,G16,G17
Description: JLG Telehandler Forks and frame

Call 770-908-9439 or check website for Price

Attachment Size: 72" LENGTH / FRAME WIDTH
48"

G15/250-6-96A30015/F7448-3046A30015 (#IS3532-025-57)



Manufacturer: ARROW
Machine Size: JLG G15,G16,G17
Description: JLG Telehandler Forks and frame

Call 770-908-9439 or check website for Price

Attachment Size: 96" LENGTH / FRAME WIDTH
48"

G642A/2-4-48A30002/F6448-270A30002 (#IS2611-025-57)



Manufacturer: ARROW
Machine Size: JLG G642A
Description: JLG Telehandler Forks and frame

Call 770-908-9439 or check website for Price

Attachment Size: 48" LENGTH / FRAME WIDTH
48"

G642A/2-4-60A30002/F6448-270A30002 (#IS3521-025-57)



Manufacturer: ARROW
Machine Size: JLG G642A
Description: JLG Telehandler Forks and frame

Call 770-908-9439 or check website for Price

Attachment Size: 60" LENGTH / FRAME WIDTH
48"

G642A/2-4-72A30002/F6448-270A30002 (#IS3525-025-57)



Manufacturer: ARROW
Machine Size: JLG G642A
Description: JLG Telehandler Forks and frame

Call 770-908-9439 or check website for Price

Attachment Size: 72" LENGTH / FRAME WIDTH
48"

G642A/2-4-96A3002/F6448-270A30002 (#IS3529-025-57)



Manufacturer: ARROW
Machine Size: JLG G642A
Description: JLG Telehandler Forks and frame

Call 770-908-9439 or check website for Price

Attachment Size: 96" LENGTH / FRAME WIDTH
48"

G943A/2-5-48A30002/F6448-270A30002 (#IS2612-025-57)



Manufacturer: ARROW
Machine Size: JLG G943A,G10-55A
Description: JLG Telehandler Forks and frame

Call 770-908-9439 or check website for Price

Attachment Size: 48" LENGTH / FRAME WIDTH
48"

G943A/2-5-72A30002/F6448-270A30002 (#IS3526-025-57)



Manufacturer: ARROW
Machine Size: JLG G943A,G10-55A
Description: JLG Telehandler Forks and frame

Call 770-908-9439 or check website for Price

Attachment Size: 72" LENGTH / FRAME WIDTH
48"

G943A/2-5-96A30002/F6448-270A30002 (#IS3530-025-57)



Manufacturer: ARROW
Machine Size: JLG G943A,G10-55A
Description: JLG Telehandler Forks and frame

Call 770-908-9439 or check website for Price

Attachment Size: 96" LENGTH / FRAME WIDTH
48"

G9643A/2-5-60A3000/F6448-270A30002 (#IS3522-025-57)



Manufacturer: ARROW
Machine Size: JLG G943A,G10-55A
Description: JLG Telehandler Forks and frame

Call 770-908-9439 or check website for Price

Attachment Size: 60" LENGTH / FRAME WIDTH
48"

PALLET FORKS TRACTOR ALL MOUNTS

**Prices subject to change at anytime..call for most up-to-date pricing.

831830 (#IS0726-023-02)



Manufacturer: WORKSAVER INC.
Machine Size: TRACTOR
Description: Front Loader Pallet Forks Rated at 4,000 lbs.**MUST SPECIFY MOUNT**

Call 770-908-9439 or check website for Price

Attachment Size: 4,000LBS 48" LONG

PALLET FORKS TRACTOR BUSH HOG

1PFWF48-1HITCATD (#IS4477-000-69)



Manufacturer: CONSTRUCTION ATTACHMENTS
Machine Size: BUSH HOG M446 HITCH
Description: 48" Xtreme Duty Wide Frame Pallet Forks BUSH HOG M446 HITCH

Call 770-908-9439 or check website for Price

WEIGHT: 444 LBS

Attachment Size: 48" WORKING WIDTH

1PFWF48-1HITCATD (#IS4472-000-69)



Manufacturer: CONSTRUCTION ATTACHMENTS
Machine Size: BUSH HOG 2846 HITCH
Description: 48" Xtreme Duty Wide Frame Pallet Forks BUSH HOG 2846 HITCH

Call 770-908-9439 or check website for Price

WEIGHT: 444 LBS

Attachment Size: 48" WORKING WIDTH

1PFWF48-1HITCATD (#IS4473-000-69)



Manufacturer: CONSTRUCTION ATTACHMENTS
Machine Size: BUSH HOG 2426QT
Description: 48" Xtreme Duty Wide Frame Pallet Forks BUSH HOG 2426QT

Call 770-908-9439 or check website for Price

WEIGHT: 444 LBS

Attachment Size: 48" WORKING WIDTH

1PFWF48-1HITCATD (#IS4466-000-69)



Manufacturer: CONSTRUCTION ATTACHMENTS
Machine Size: BUSH HOG M646 HITCH
Description: 48" Xtreme Duty Wide Frame Pallet Forks BUSH HOG M646 HITCH

Call 770-908-9439 or check website for Price

WEIGHT: 444 LBS

Attachment Size: 48" WORKING WIDTH

1PFWF48-1HITCATD (#IS4468-000-69)



Manufacturer: CONSTRUCTION ATTACHMENTS
Machine Size: BUSH HOG 2446 HITCH
Description: 48" Xtreme Duty Wide Frame Pallet Forks BUSH HOG 2446 HITCH

Call 770-908-9439 or check website for Price

WEIGHT: 444 LBS

Attachment Size: 48" WORKING WIDTH

1PFWFHL48-1HITCATD (#IS4471-000-69)



Manufacturer: CONSTRUCTION ATTACHMENTS
Machine Size: BUSH HOG 3226 QT
Description: 48" Xtreme Duty Wide Frame Heavy Lift Pallet Forks BUSH HOG 3226 QT

Call 770-908-9439 or check website for Price

WEIGHT: 465 LBS

Attachment Size: 48" WORKING WIDTH

PALLET FORKS TRACTOR EURO/GLOBAL MOUNT

832452 (#IS0735-023-02)



Manufacturer: WORKSAVER INC.
Machine Size: TRACTOR EURO/GLOBAL MOUNT
Description: Integrated frame pallet forks for loaders w/ Euro / Global attaching method. Forks are 1-1/4 x 4 x 42 Rated at 4,000 lbs.

Call 770-908-9439 or check website for Price

Attachment Size: 4,000 LB MAX

832458 (#IS0736-023-02)



Manufacturer: WORKSAVER INC.
Machine Size: TRACTOR EURO/GLOBAL MOUNT
Description: Integrated frame pallet forks for loaders w/ Euro / Global attaching method. Forks are 1-1/4 x 4 x 48 Rated at 4,000 lbs.

Call 770-908-9439 or check website for Price

Attachment Size: 4,000 LB MAX

832460 (#IS0734-023-02)



Manufacturer: WORKSAVER INC.
Machine Size: TRACTOR EURO/GLOBAL MOUNT
Description: Integrated frame pallet forks for w/ Euro / Global attaching loaders. 48" forks. Rated at 5,500 lbs.

Call 770-908-9439 or check website for Price

Attachment Size: 5,500 LBS MAX

**Prices subject to change at anytime..call for most up-to-date pricing.

833530 (#IS0737-023-02)



Manufacturer: WORKSAVER INC.

Machine Size: TRACTOR EURO/GLOBAL MOUNT

Description: Euro / Global pallet forks. Rated at 5,500 lbs. Forks are 60"x1.57"x4"

Call 770-908-9439 or check website for Price

Attachment Size: 5,500 LBS

PALLET FORKS TRACTOR JOHN DEERE MOUNT

1PF60-1HITCATA (#IS4722-000-69)



Manufacturer: CONSTRUCTION ATTACHMENTS

Machine Size: JOHN DEERE MOUNT 400/500 QA

Description: EXTREME DUTY 5,500 LB PALLET FORKS JOHN DEERE MOUNT 400/500 QA

Call 770-908-9439 or check website for Price

WEIGHT: 475 LBS

Attachment Size: 60" WORKING WIDTH

1PFWX48-1HITCATA (#IS4449-000-69)



Manufacturer: CONSTRUCTION ATTACHMENTS

Machine Size: JOHN DEERE MOUNT 400/500 QA

Description: WORX DUTY 4,200 LB PALLET FORKS JOHN DEERE MOUNT 400/500 QA

Call 770-908-9439 or check website for Price

WEIGHT: 372 LBS

Attachment Size: 48" WORKING WIDTH

1PFWX48-1HITCATD (#IS4450-000-69)



Manufacturer: CONSTRUCTION ATTACHMENTS

Machine Size: JOHN DEERE MOUNT 600 QA

Description: WORX DUTY 4,200 LB PALLET FORKS JOHN DEERE MOUNT 600 QA

Call 770-908-9439 or check website for Price

WEIGHT: 372 LBS

Attachment Size: 48" WORKING WIDTH

832420 (#IS0728-023-02)



Manufacturer: WORKSAVER INC.

Machine Size: TRACTOR JD 400/500 series

Description: Integrated frame pallet forks for John Deere 400/500 series loaders, rated at 4,000 lbs. Forks are 42" long.

Call 770-908-9439 or check website for Price

Attachment Size: 4,000 LB MAX

832435 (#IS0727-023-02)



Manufacturer: WORKSAVER INC.

Machine Size: TRACTOR JD 400/500 series

Description: Integrated frame pallet forks for John Deere 400/500 series loaders, rated at 4,000 lbs. Forks are 48" long.

Call 770-908-9439 or check website for Price

Attachment Size: 4,000 LB MAX

832530 (#IS0738-023-02)



Manufacturer: WORKSAVER INC.

Machine Size: TRACTOR JD 200/300 series

Description: Integrated frame pallet forks for JD 200/300 series loaders. Rated at 2,400 lbs Solid forks 1.18 x3 x 42 (not compatible with 240,257.25,260,278.25)

Call 770-908-9439 or check website for Price

Attachment Size: 2,400 LBS MAX

833320 (#IS0742-023-02)



Manufacturer: WORKSAVER INC.

Machine Size: TRACTOR SUB COMPACT

Description: Pallet forks for JD 200, 200cx, H120, H130 loader Rated 1,250 lbs. Class I forks 1"x3"x36"

Call 770-908-9439 or check website for Price

Attachment Size: 1,250 LBS

833340 (#IS0743-023-02)



Manufacturer: WORKSAVER INC.

Machine Size: TRACTOR COMPACT

Description: Pallet forks for JD 200, 200cx, H120, H130 loader Rated 1,250 lbs. Class I forks 1.18"x3"x42"

Call 770-908-9439 or check website for Price

Attachment Size: 1,250 LBS

MRDPFN48-B (#IS4121-023-50)



Manufacturer: MARTATCH

Machine Size: TRACTOR

Description: HEAVY DUTY PALLET FORK WITH 48" TINES-5500 600lbs WEIGHT LBS JOHN DEERE 600/700 QUICK ATTACH

Call 770-908-9439 or check website for Price

WEIGHT: 600 LBS

Attachment Size: 48" WORKING WIDTH

PALLET FORKS TRACTOR KUBOTA

1PF48-1HITCATD (#IS4476-000-69)

Manufacturer CONSTRUCTION ATTACHMENTS
Machine Size: KUBOTA LA 1002 KU QC MOUNT
Description: 48" Xtreme Duty Pallet Forks KUBOTA LA 1002 KU QC MOUNT

Call 770-908-9439 or check website for Price

WEIGHT 423 LBS
Attachment Size: 48" WORKING WIDTH

1PFCMP42-1HITCATB (#IS4453-000-69)

Manufacturer CONSTRUCTION ATTACHMENTS
Machine Size: KUBOTA LA525 PIN ON HITCH
Description: WORX DUTY 4,200 LB PALLET FORKS KUBOTA LA525 PIN ON HITCH

Call 770-908-9439 or check website for Price

WEIGHT 325 LBS
Attachment Size: 42" WORKING WIDTH

1PFWF48-1HITCATD (#IS4467-000-69)

Manufacturer CONSTRUCTION ATTACHMENTS
Machine Size: KUBOTA LA1251 QA
Description: 48" Xtreme Duty Wide Frame Pallet Forks KUBOTA LA1251 QA

Call 770-908-9439 or check website for Price

WEIGHT 444 LBS
Attachment Size: 48" WORKING WIDTH

1PFWFHL48-1HITCATD (#IS4463-000-69)

Manufacturer CONSTRUCTION ATTACHMENTS
Machine Size: KUBOTA LA1251 QA
Description: 48" Xtreme Duty Wide Frame Heavy Lift Pallet Forks KUBOTA LA1251 QA

Call 770-908-9439 or check website for Price

WEIGHT 465 LBS
Attachment Size: 48" WORKING WIDTH

PALLET FORKS TRACTOR MASSY FERGUSON**1PF48-1HITCATC (#IS4586-000-69)**

Manufacturer CONSTRUCTION ATTACHMENTS
Machine Size: MASSEY 1070 HOOK TYPE HITCH
Description: 48" Xtreme Duty Pallet Forks MASSEY 1070 HOOK TYPE HITCH

Call 770-908-9439 or check website for Price

WEIGHT 423 LBS
Attachment Size: 48" WORKING WIDTH

1PFWF48-1HITCATB (#IS4475-000-69)

Manufacturer CONSTRUCTION ATTACHMENTS
Machine Size: MASSEY 232 PIN ON HITCH
Description: 48" Xtreme Duty Wide Frame Pallet Forks MASSEY 232 PIN ON HITCH

Call 770-908-9439 or check website for Price

WEIGHT 444 LBS
Attachment Size: 48" WORKING WIDTH

PALLET FORKS TRACTOR SKID STEER MOUNT**832520 (#IS0739-023-02)**

Manufacturer WORKSAVER INC.
Machine Size: TRACTOR COMPACT SSL MOUNT
Description: Pallet forks for compact tractor/loaders with "universal" skid steer attachment system. Rated at 2400 lbs. Solid forks 1.18 x3 x 42

Call 770-908-9439 or check website for Price

Attachment Size: 2,400 LBS MAX**833300 (#IS0740-023-02)**

Manufacturer WORKSAVER INC.
Machine Size: TRACTOR SUB COMPACT SSL MOUNT
Description: Sub-compact pallet forks rated at 1,250 lbs. with 1"x3"X 36" long forks. "universal" skid steer mount

Call 770-908-9439 or check website for Price

Attachment Size: 1,250 LBS**833350 (#IS0741-023-02)**

Manufacturer WORKSAVER INC.
Machine Size: TRACTOR SUB COMPACT
Description: Sub-compact pallet forks rated at 1,250 lbs. with 1.18"x3"X 42" long forks. "universal" skid steer mount

Call 770-908-9439 or check website for Price

Attachment Size: 1,250 LBS**F5000/138-4-42-2 (#IS2562-025-57)**

Manufacturer ARROW
Machine Size: TRACTOR
Description: TRACTOR PALLET FORKS**SSL QUICK ATTACH**

Call 770-908-9439 or check website for Price

WEIGHT 400 LBS
Attachment Size: 4200LB X 42" LONG

F5000/138-4-48-2 (#IS3933-025-57)



Manufacturer: ARROW
Machine Size: TRACTOR
Description: TRACTOR PALLET FORKS**SSL QUICK ATTACH**

Call 770-908-9439 or check website for Price

WEIGHT: 400 LBS
Attachment Size: 4200LB X 48" LONG

PALLET FORKS TRACTOR YANMAR

1PFCMP42 (#IS4575-000-69)



Manufacturer: CONSTRUCTION ATTACHMENTS
Machine Size: TRACTOR SSL
Description: WORX DUTY 4,200 LB PALLET FORKS SSL MOUNT

Call 770-908-9439 or check website for Price

WEIGHT: 325 LBS
Attachment Size: 42" WORKING WIDTH

1PFCMP42-1HITCATA (#IS4469-000-69)



Manufacturer: CONSTRUCTION ATTACHMENTS
Machine Size: YANMAR YL110/YL210 QC
Description: WORX DUTY 4,200 LB PALLET FORKS YANMAR YL110/YL210 QC

Call 770-908-9439 or check website for Price

WEIGHT: 325 LBS
Attachment Size: 42" WORKING WIDTH

PALLET FORKS WHEEL LOADER

100CUF60XXM48 (#IS3719-025-34)



Manufacturer: PALADIN
Machine Size: 100 CLASS
Description: Construction Utility Forks Manual **JRB AND ISO MOUNTS INCLUDED** 48" FORKS - 60" CARRIAGE

Call 770-908-9439 or check website for Price

WEIGHT: 1100LBS
Attachment Size: 48" TINE LENGTH

100CUF60XXM60 (#IS3720-025-34)



Manufacturer: PALADIN
Machine Size: 100 CLASS
Description: Construction Utility Forks Manual **JRB AND ISO MOUNTS INCLUDED** 60" FORKS - 60" CARRIAGE

Call 770-908-9439 or check website for Price

WEIGHT: 1100LBS
Attachment Size: 60" TINE LENGTH

100PF-60/FT2-6-54 (#IS2285-034-54)



Manufacturer: NM ATTACHMENTS
Machine Size: WHEEL LOADER CLASS 100
Description: WHEEL LOADER PALLET FORKS 2"X6"X54" **MUST SPECIFY MOUNT**

Call 770-908-9439 or check website for Price

Attachment Size: 54" PALLET FORKS

100PF-60/FT2-6-60 (#IS2055-034-54)



Manufacturer: NM ATTACHMENTS
Machine Size: WHEEL LOADER CLASS 100
Description: WHEEL LOADER PALLET FORKS 2"X6"X54" **MUST SPECIFY MOUNT**

Call 770-908-9439 or check website for Price

Attachment Size: 60" PALLET FORKS

125PF-72/125FT-2-6-60 (#IS2282-034-54)



Manufacturer: NM ATTACHMENTS
Machine Size: WHEEL LOADER CLASS 125
Description: WHEEL LOADER PALLET FORKS 2"X6"X60" **MUST SPECIFY MOUNT**

Call 770-908-9439 or check website for Price

Attachment Size: 60" PALLET FORKS

125PF-72/125FT-2-6-72 (#IS2283-034-54)



Manufacturer: NM ATTACHMENTS
Machine Size: WHEEL LOADER CLASS 125
Description: WHEEL LOADER PALLET FORKS 2"X6"X72" **MUST SPECIFY MOUNT**

Call 770-908-9439 or check website for Price

Attachment Size: 72" PALLET FORKS

150PF-72/150FT-25-6-72 (#IS2286-034-54)



Manufacturer: NM ATTACHMENTS
Machine Size: WHEEL LOADER CLASS 150
Description: WHEEL LOADER PALLET FORKS 2.5"X6"X72" **MUST SPECIFY MOUNT**

Call 770-908-9439 or check website for Price

Attachment Size: 60" PALLET FORKS

150PF-72/150FT-25-6-84 (#IS2287-034-54)


Call 770-908-9439 or check website for Price



Manufacturer: NM ATTACHMENTS
Machine Size: WHEEL LOADER CLASS 150
Description: WHEEL LOADER PALLET FORKS 2.5"X6X84" **MUST SPECIFY MOUNT**
Attachment Size: 84" PALLET FORKS

175PF-72/175FT-25-6-72 (#IS2280-034-54)

Call 770-908-9439 or check website for Price



Manufacturer: NM ATTACHMENTS
Machine Size: WHEEL LOADER CLASS 175
Description: WHEEL LOADER PALLET FORKS 2.5"X6"X72" **MUST SPECIFY MOUNT**
Attachment Size: 72" PALLET FORKS

175PF-72/175FT-25-6-84 (#IS2281-034-54)

Call 770-908-9439 or check website for Price



Manufacturer: NM ATTACHMENTS
Machine Size: WHEEL LOADER CLASS 175
Description: WHEEL LOADER PALLET FORKS 2.5"X6"X84" **MUST SPECIFY MOUNT**
Attachment Size: 84" PALLET FORKS

200CUF260XXM48 (#IS3721-025-34)

Call 770-908-9439 or check website for Price



Manufacturer: PALADIN
Machine Size: 200 CLASS
Description: Construction Utility Forks Manual 48" TINES - 60" CARRIAGE**MUST SPECIFY MOUNT**
WEIGHT: 1320LBS
Attachment Size: 48" TINE LENGTH

200CUF260XXM60 (#IS3722-025-34)

Call 770-908-9439 or check website for Price



Manufacturer: PALADIN
Machine Size: 200 CLASS
Description: Construction Utility Forks Manual 60" TINES - 60" CARRIAGE**MUST SPECIFY MOUNT**
WEIGHT: 1426LBS
Attachment Size: 60" TINE LENGTH

200CUF296XXM48 (#IS3723-025-34)

Call 770-908-9439 or check website for Price



Manufacturer: PALADIN
Machine Size: 200 CLASS
Description: Construction Utility Forks Manual 48" TINES- 96" CARRIAGE**MUST SPECIFY MOUNT**
WEIGHT: 1320LBS
Attachment Size: 48" TINE LENGTH

200CUF296XXM60 (#IS3724-025-34)

Call 770-908-9439 or check website for Price



Manufacturer: PALADIN
Machine Size: 200 CLASS
Description: Construction Utility Forks Manual 60" TINES - 96" CARRIAGE**MUST SPECIFY MOUNT**
WEIGHT: 1426LBS
Attachment Size: 60" TINE LENGTH

300CUF260XXM48 (#IS3725-025-34)

Call 770-908-9439 or check website for Price



Manufacturer: PALADIN
Machine Size: 300 CLASS
Description: Construction Utility Forks Manual 48" TINES- 60" CARRIAGE **MUST SPECIFY MOUNT**
WEIGHT: 1320LBS
Attachment Size: 48" TINE LENGTH

300CUF260XXM60 (#IS3726-025-34)

Call 770-908-9439 or check website for Price



Manufacturer: PALADIN
Machine Size: 300 CLASS
Description: Construction Utility Forks Manual 60" TINES- 60" CARRIAGE **MUST SPECIFY MOUNT**
WEIGHT: 1426LBS
Attachment Size: 60" TINE LENGTH

300CUF260XXM72 (#IS3727-025-34)

Call 770-908-9439 or check website for Price



Manufacturer: PALADIN
Machine Size: 300 CLASS
Description: Construction Utility Forks Manual 72" TINES- 60" CARRIAGE **MUST SPECIFY MOUNT**
WEIGHT: 1520LBS
Attachment Size: 72" TINE LENGTH

50PF-60/FT175-5-54 (#IS2284-034-54)

Call 770-908-9439 or check website for Price




Manufacturer: NM ATTACHMENTS
Machine Size: WHEEL LOADER CLASS 50
Description: WHEEL LOADER PALLET FORKS 1.75"X5"X54" **MUST SPECIFY MOUNT**
Attachment Size: 54" PALLET FORKS

**Prices subject to change at anytime..call for most up-to-date pricing.

50PF-60/FT175-5-60 (#IS2056-034-54)

Call 770-908-9439 or check website for Price



Manufacturer: NM ATTACHMENTS
Machine Size: WHEEL LOADER CLASS 50
Description: WHEEL LOADER PALLET FORKS 1.75"X5"X60" **MUST SPECIFY MOUNT**
Attachment Size: 60" PALLET FORKS

PIPE FORKS WHEEL LOADER

200DTCPF96 (#IS3709-025-34)

Call 770-908-9439 or check website for Price



Manufacturer: PALADIN
Machine Size: CLASS 200
Description: Double Top Clamp Forks
 The JRB Double Top Clamp Forks have been designed to handle long material such as lumber, pipe and logs. Clamps operate individually to ensure a firm grasp of uneven loads on rough terrain. 106" Carriage Width for Double Top Clamp
WEIGHT: 4775LBS
Attachment Size: 60" WORKING WIDTH

300DTCPF106 (#IS3707-025-34)

Call 770-908-9439 or check website for Price



Manufacturer: PALADIN
Machine Size: CLASS 300
Description: Double Top Clamp Forks
 The JRB Double Top Clamp Forks have been designed to handle long material such as lumber, pipe and logs. Clamps operate individually to ensure a firm grasp of uneven loads on rough terrain. 106" Carriage Width for Double Top Clamp
WEIGHT: 4685LBS
Attachment Size: 60" WORKING WIDTH

500DTCPF106 (#IS3708-025-34)

Call 770-908-9439 or check website for Price



Manufacturer: PALADIN
Machine Size: CLASS 500
Description: Double Top Clamp Forks
 The JRB Double Top Clamp Forks have been designed to handle long material such as lumber, pipe and logs. Clamps operate individually to ensure a firm grasp of uneven loads on rough terrain. 106" Carriage Width for Double Top Clamp
WEIGHT: 5300LBS
Attachment Size: 60" WORKING WIDTH

600DTC95 (#IS3713-025-34)

Call 770-908-9439 or check website for Price



Manufacturer: PALADIN
Machine Size: CLASS 600
Description: Double Top Clamp Forks
 The JRB Double Top Clamp Forks have been designed to handle long material such as lumber, pipe and logs. Clamps operate individually to ensure a firm grasp of uneven loads on rough terrain. 106" Carriage Width for Double Top Clamp
WEIGHT: 5980LBS
Attachment Size: 72" WORKING WIDTH

PLANTERS

012-0103/B46-664A (#IS1369-023-20)

Call 770-908-9439 or check website for Price



Manufacturer: COLE
Machine Size:
Description: 12 MX Multiflex (with 3PT hitch)
Attachment Size: ONE ROW

012-0103/B46-668/COV-5S (#IS3429-023-20)

Call 770-908-9439 or check website for Price



Manufacturer: COLE
Machine Size:
Description: 12 MX ONE-ROW PLANTER/FERTILIZER/WITH CULTIVATOR
Attachment Size: ONE ROW

012-0130 (#IS1625-023-20)

Call 770-908-9439 or check website for Price



Manufacturer: COLE
Machine Size:
Description: Two Row 12MX planter on 80" tool bar (2) 012-0103 (2) B46-670 (1) B46-679
Attachment Size: TWO ROW

012-0140 (#IS1626-023-20)

Call 770-908-9439 or check website for Price



Manufacturer: COLE
Machine Size:
Description: 4 Row 12mx planter on a 144" tool bar (4) 012-0103 (4) B46-670 (1) B46-680
Attachment Size: 4 ROW

**Prices subject to change at anytime..call for most up-to-date pricing.

B91-92B/B21-305A (#IS1370-023-20)

Call 770-908-9439 or check website for Price



Manufacturer: COLE
Machine Size:
Description: Planet Jr (with 3pt hitch)

Attachment Size: ONE ROW

TP46P/COV5S (#IS1628-023-22)

Call 770-908-9439 or check website for Price



Manufacturer: COVINGTON
Machine Size:
Description: TP46 ONE ROW WITH CULTIVATOR WITH POLY HOPPER (2) TP46P

Attachment Size: ONE ROW

TP46SLCW/POLYHOPPER/COV9S (#IS1373-023-22)

Call 770-908-9439 or check website for Price



Manufacturer: COVINGTON
Machine Size:
Description: TP46 TWO ROW WITH CULTIVATOR WITH POLY HOPPER (2) TP46P

Attachment Size: TWO ROW

TP6A (#IS1630-023-22)

Call 770-908-9439 or check website for Price



Manufacturer: COVINGTON
Machine Size:
Description: TP6A TWO ROW SIDE DRESSER POLY HOPPER

Attachment Size: TWO ROW

POST DRIVER EXCAVATOR

R40PD (#IS2146-035-15)

Call 770-908-9439 or check website for Price



Manufacturer: ARROWHEAD ROCKDRILL
Machine Size: 1560LBS-2250LBS (4GPM-7GPM)
Description: EXCAVATOR POST DRIVER***MUST SPECIFY MOUNT*** COMES WITH 2 MOUNTS AND HOSES

GPM: 4-7

Attachment Size: 8" POST

R45PD (#IS2147-035-15)

Call 770-908-9439 or check website for Price



Manufacturer: ARROWHEAD ROCKDRILL
Machine Size: 2250LBS-6750LBS (5GPM-10GPM)
Description: EXCAVATOR POST DRIVER***MUST SPECIFY MOUNT*** COMES WITH 2 MOUNTS AND HOSES

GPM: 5-10

Attachment Size: 8" POST

R55PD (#IS2148-035-15)

Call 770-908-9439 or check website for Price



Manufacturer: ARROWHEAD ROCKDRILL
Machine Size: 4450LBS-8890LBS (10GPM-15GPM)
Description: EXCAVATOR POST DRIVER***MUST SPECIFY MOUNT*** COMES WITH 2 MOUNTS AND HOSES

GPM: 10-15

Attachment Size: 8" POST

R65PD (#IS2149-035-15)

Call 770-908-9439 or check website for Price



Manufacturer: ARROWHEAD ROCKDRILL
Machine Size: 5600LBS-11,000LBS (12GPM-18GPM)
Description: EXCAVATOR POST DRIVER***MUST SPECIFY MOUNT*** COMES WITH 2 MOUNTS AND HOSES

GPM: 12-18

Attachment Size: 8" POST

R70PD (#IS2150-035-15)

Call 770-908-9439 or check website for Price



Manufacturer: ARROWHEAD ROCKDRILL
Machine Size: 8200LBS-16,800LBS (12GPM-21GPM)
Description: EXCAVATOR POST DRIVER***MUST SPECIFY MOUNT***COMES WITH 2 MOUNTS AND HOSES

GPM: 12-21

Attachment Size: 8" POST

R75PD (#IS2151-035-15)

Call 770-908-9439 or check website for Price



Manufacturer: ARROWHEAD ROCKDRILL
Machine Size: 9000LBS-18,700LBS (14GPM-26GPM)
Description: EXCAVATOR POST DRIVER***MUST SPECIFY MOUNT***COMES WITH 2 MOUNTS AND HOSES AND A 8" POST DRIVING BIT

GPM: 14-26

Attachment Size: 8" POST

POST DRIVER SKID STEER

**Prices subject to change at anytime..call for most up-to-date pricing.

815320 (#IS1360-023-02)



Manufacturer: WORKSAVER INC.
Machine Size: SSL
Description: SKID STEER MOUNT POST DRIVER

Call 770-908-9439 or check website for Price

Attachment Size: Maximum post size 8-3/4" x 10'

815325 (#IS1361-023-02)



Manufacturer: WORKSAVER INC.
Machine Size: SSL
Description: SKID STEER MOUNT POST DRIVER

Call 770-908-9439 or check website for Price

Attachment Size: Maximum post size 11" x 10'

815350 (#IS1365-023-02)



Manufacturer: WORKSAVER INC.
Machine Size: SSL
Description: Skid Steer Mounted all Hydraulic Adjustment driver. Maximum post size 11" x 10'

Call 770-908-9439 or check website for Price

Attachment Size: Maximum post size 11" x 10'

815355 (#IS1366-023-02)



Manufacturer: WORKSAVER INC.
Machine Size: SSL
Description: Skid Steer Mounted self-contained all Hydraulic Adjustment driver.

Call 770-908-9439 or check website for Price

Attachment Size: Maximum post size 11" x 10'

E680PD (#IS3169-035-15)



Manufacturer: ARROWHEAD ROCKDRILL
Machine Size: 6600LBS-13,200LBS (13GPM-21GPM)
Description: SKID STEER POST DRIVER***COMES WITH A 8" POST DRIVING BIT***

Call 770-908-9439 or check website for Price

GPM: 13-21

Attachment Size: 8" POST

E780PD (#IS1011-035-15)



Manufacturer: ARROWHEAD ROCKDRILL
Machine Size: 13,200LBS-22,000LBS (21GPM-32GPM)
Description: SKID STEER POST DRIVER***COMES WITH A 8" POST DRIVING BIT***

Call 770-908-9439 or check website for Price

GPM: 21-32

Attachment Size: 8" POST

HD-10-H-S-MC/MBS-77-20 (#IS3329-023-45)



Manufacturer: SHAVER
Machine Size: SSL
Description: Driver w/ Hydraulic Base Plate & Master Cylinder

Call 770-908-9439 or check website for Price

Attachment Size: 10" POST

HD-10-H-S/MBS-77-20/SM-SL-HSRK (#IS3825-023-45)



Manufacturer: SHAVER
Machine Size: SSL
Description: Driver w/ Hydraulic Base Plate & RETURN KIT FOR SKID STEER

Call 770-908-9439 or check website for Price

Attachment Size: 10" POST

HD-12-H-S-MC/MBS-77-20 (#IS3330-023-45)



Manufacturer: SHAVER
Machine Size: SSL
Description: Driver w/ Hydraulic Base Plate & Master Cylinder

Call 770-908-9439 or check website for Price

Attachment Size: 12" POST

HD-8-H-S-MC/MBS-77-20 (#IS1041-023-45)



Manufacturer: SHAVER
Machine Size: SSL
Description: Driver w/ Hydraulic Base Plate & Master Cylinder

Call 770-908-9439 or check website for Price

Attachment Size: 8" POST

HD-8-S-MC/MBS-77-20 (#IS1040-023-45)





Manufacturer: SHAVER
Machine Size: SSL
Description: Driver w/ Manual Base Plate & Master Cylinder

Call 770-908-9439 or check website for Price

Attachment Size: 8' POST

**Prices subject to change at anytime..call for most up-to-date pricing.

POST DRIVER TRACTOR**815300 (#IS1356-023-02)****Manufacturer** WORKSAVER INC.**Machine Size:** TRACTOR**Description:** The HPD-16/22Q. Center Mount for Tractor 3-pt (Cat I/II). Manual Adjustment driver w/ stabilizer legs.**Call 770-908-9439 or check website for Price****Attachment Size:** 8" POST**815330 (#IS1362-023-02)****Manufacturer** WORKSAVER INC.**Machine Size:** TRACTOR**Description:** Center Mount for Tractor 3-pt (Cat. I/II). All Hydraulic Adjustment driver.**Call 770-908-9439 or check website for Price****Attachment Size:** 8' POST**815345 (#IS1364-023-02)****Manufacturer** WORKSAVER INC.**Machine Size:** TRACTOR**Description:** Center Mount for Tractor 3-pt (Cat. II). All Hydraulic Adjustment driver. Maximum post size 11" x 10'**Call 770-908-9439 or check website for Price****Attachment Size:** Maximum post size 11" x 10'**HD-10-H-S/MB-1201-A (#IS1721-023-45)****Manufacturer** SHAVER**Machine Size:** 3PT**Description:** HD-10 FEATURES: HYDRAULIC BASE PLATE
Drives posts up to 10' in length, WITH 3PT HITCH**Call 770-908-9439 or check website for Price****Attachment Size:** 10" POST**HD-10-S/MB-1201-A (#IS1720-023-45)****Manufacturer** SHAVER**Machine Size:** 3PT**Description:** HD-10 FEATURES: Drives posts up to 10' in length Driver w/ Manual Base Plate, WITH 3PT HITCH**Call 770-908-9439 or check website for Price****Attachment Size:** 10" POST**HD-12-H-S/MB-1201-A (#IS1722-023-45)****Manufacturer** SHAVER**Machine Size:** 3PT**Description:** HD-12H FEATURES: Drives posts up to 10' in length Driver w/ Hydraulic Base Plate**Call 770-908-9439 or check website for Price****Attachment Size:** 12" POST**HD-8-H-S/MB-01-A (#IS1039-023-45)****Manufacturer** SHAVER**Machine Size:** 3PT**Description:** Driver w/ Hydraulic Base Plate WITH 3PT HITCH**Call 770-908-9439 or check website for Price****Attachment Size:** 8' POST**HD-8-S/MB-01-A (#IS1038-023-45)****Manufacturer** SHAVER**Machine Size:** 3PT**Description:** Driver w/ Manual Base Plate WITH 3PT HITCH**Call 770-908-9439 or check website for Price****Attachment Size:** 8' POST**POST DRIVER TRAILER MOUNTED****UTD-G3 (#IS1116-023-45)****Manufacturer** SHAVER**Machine Size:** TRAILER MOUNTED**Description:** Universal Transport Trailer Only**Call 770-908-9439 or check website for Price****Attachment Size:** 8 3/4" POST**UTD-G3-10 (#IS1118-023-45)****Manufacturer** SHAVER**Machine Size:** TRAILER MOUNTED**Description:** UTD-G3-10 Off Road Model**Call 770-908-9439 or check website for Price****Attachment Size:** 8 3/4" POST

UTD-G3-10D (#IS1117-023-45)

Manufacturer: SHAVER
Machine Size: TRAILER MOUNTED
Description: UTD-G3-10 DOT Model

Call 770-908-9439 or check website for Price

Attachment Size: 8 3/4" POST**UTD-G3-10S (#IS1120-023-45)**

Manufacturer: SHAVER
Machine Size: TRAILER MOUNTED
Description: UTD-G3-10S Off Road Model

Call 770-908-9439 or check website for Price

Attachment Size: 10 7/8" POST**UTD-G3-10SD (#IS1119-023-45)**

Manufacturer: SHAVER
Machine Size: TRAILER MOUNTED
Description: UTD-G3-10S DOT Model

Call 770-908-9439 or check website for Price

Attachment Size: 8 3/4" POST**UTD-G3-12 (#IS1122-023-45)**

Manufacturer: SHAVER
Machine Size: TRAILER MOUNTED
Description: UTD-G3-12 Off Road Model

Call 770-908-9439 or check website for Price

Attachment Size: 10 7/8" POST**UTD-G3-12D (#IS1121-023-45)**

Manufacturer: SHAVER
Machine Size: TRAILER MOUNTED
Description: UTD-G3-12 DOT Model

Call 770-908-9439 or check website for Price

Attachment Size: 10 7/8" POST**POST HOLE DIGGER TRACTOR 3PT HITCH****170545 (#IS2274-023-02)**


Manufacturer: WORKSAVER INC.
Machine Size: Cat. O with 7/8" pins
Description: Model 300 Post Digger for Sub-compact Tractors

Call 770-908-9439 or check website for Price

Attachment Size: MAX AUGER 12"**170990 (#IS2271-023-02)**

Manufacturer: WORKSAVER INC.
Machine Size: Cat. I & II, 3-pt. hitch
Description: MODEL 500 POST DIGGER

Call 770-908-9439 or check website for Price

Attachment Size: MAX 12" AUGER**201W (#IS1090-023-45)**

Manufacturer: SHAVER
Machine Size: Cat. 0 & I, 3-pt. hitch
Description: MODEL 101 POST DIGGER LESS AUGER

Call 770-908-9439 or check website for Price

Attachment Size: MAX AUGER 9"**301H (#IS1092-023-45)**

Manufacturer: SHAVER
Machine Size: Cat. I & II, 3-pt. hitch
Description: Regular Duty Post Hole Digger LESS AUGER

Call 770-908-9439 or check website for Price

Attachment Size: MAX AUGER 14"**510 (#IS1095-023-45)**

Manufacturer: SHAVER
Machine Size: TRACTOR SSL MOUNT
Description: Regular Duty Hydraulic Post Hole Digger

Call 770-908-9439 or check website for Price

Attachment Size:

601H (#IS1093-023-45)



Manufacturer: SHAVER
Machine Size: TRACTOR SSL
Description: Heavy Duty Post Hole Digger

Call 770-908-9439 or check website for Price

Attachment Size: MAX AUGER 24"

706160 (#IS2272-023-02)



Manufacturer: WORKSAVER INC.
Machine Size: Cat. I & II, 3-pt. hitch
Description: MODEL 720 POST DIGGER

Call 770-908-9439 or check website for Price

Attachment Size: MAX AUGER 24"

709540 (#IS2273-023-02)



Manufacturer: WORKSAVER INC.
Machine Size: Cat. I & II, 3-pt. hitch
Description: Model 925 Industrial Duty Post Hole Digger

Call 770-908-9439 or check website for Price

Attachment Size: MAX AUGER 30"

901 (#IS1094-023-45)



Manufacturer: SHAVER
Machine Size: Cat. I & II, 3-pt. hitch
Description: Maximum Duty Post Hole Digger MODEL 901 LESS AUGER

Call 770-908-9439 or check website for Price

Attachment Size: MAX AUGER 30"

POWER HARROW FIXED

GO 200 (#IS4767-000-66)



Manufacturer: CELLI
Machine Size: MIN HP 50 (MAX HP 80)
Description: FIXED POWER HARROW WITH ***CAGE ROLLER***

Call 770-908-9439 or check website for Price

WEIGHT: 1522 LBS

Attachment Size: 78.8" WORKING WIDTH

GO 225 (#IS4768-000-66)



Manufacturer: CELLI
Machine Size: MIN HP 60 (MAX HP 80)
Description: FIXED POWER HARROW WITH ***CAGE ROLLER***

Call 770-908-9439 or check website for Price

WEIGHT: 1625 LBS

Attachment Size: 88.5" WORKING WIDTH

GO 250 (#IS4769-000-66)



Manufacturer: CELLI
Machine Size: MIN HP 65 (MAX HP 80)
Description: FIXED POWER HARROW WITH ***CAGE ROLLER***

Call 770-908-9439 or check website for Price

WEIGHT: 1765 LBS

Attachment Size: 98.4" WORKING WIDTH

MINIGO 100 (#IS4763-000-66)



Manufacturer: CELLI
Machine Size: MIN HP 30 (MAX HP 80)
Description: FIXED POWER HARROW WITH ***CAGE ROLLER***

Call 770-908-9439 or check website for Price

WEIGHT: 848 LBS

Attachment Size: 39.3" WORKING WIDTH

MINIGO 125 (#IS4764-000-66)



Manufacturer: CELLI
Machine Size: MIN HP 35 (MAX HP 80)
Description: FIXED POWER HARROW WITH ***CAGE ROLLER***

Call 770-908-9439 or check website for Price

WEIGHT: 981 LBS

Attachment Size: 49.2" WORKING WIDTH

MINIGO 150 (#IS4765-000-66)



Manufacturer: CELLI
Machine Size: MIN HP 40 (MAX HP 80)
Description: FIXED POWER HARROW WITH ***CAGE ROLLER***

Call 770-908-9439 or check website for Price

WEIGHT: 1113 LBS

Attachment Size: 59" WORKING WIDTH


**Prices subject to change at anytime..call for most up-to-date pricing.

MINIGO 175 (#IS4766-000-66)

Manufacturer: CELLI
Machine Size: MIN HP 45 (MAX HP 80)
Description: FIXED POWER HARROW WITH ***CAGE ROLLER***

Call 770-908-9439 or check website for Price

WEIGHT: 1179 LBS
Attachment Size: 68.8" WORKING WIDTH

RANGER 225 (#IS4770-000-66)

Manufacturer: CELLI
Machine Size: MIN HP 75 (MAX HP 130)
Description: FIXED POWER HARROW WITH ***CAGE ROLLER***

Call 770-908-9439 or check website for Price

WEIGHT: 1829 LBS
Attachment Size: 88.5" WORKING WIDTH

RANGER 250 (#IS4771-000-66)

Manufacturer: CELLI
Machine Size: MIN HP 80 (MAX HP 130)
Description: FIXED POWER HARROW WITH ***CAGE ROLLER***

Call 770-908-9439 or check website for Price

WEIGHT: 1940 LBS
Attachment Size: 98.4" WORKING WIDTH

RANGER 300 (#IS4772-000-66)

Manufacturer: CELLI
Machine Size: MIN HP 85 (MAX HP 130)
Description: FIXED POWER HARROW WITH ***CAGE ROLLER***

Call 770-908-9439 or check website for Price

WEIGHT: 2160 LBS
Attachment Size: 118" WORKING WIDTH

PTO HYDRAULIC POWER PACK**P40-1000 (#IS4540-023-17)**

Manufacturer: BAUMALIGHT
Machine Size: TRACTOR 1000 RPM
Description: PTO Hydraulic Power Pack

Call 770-908-9439 or check website for Price

WEIGHT: 1397 LBS
Attachment Size:

P40-540 (#IS4541-023-17)

Manufacturer: BAUMALIGHT
Machine Size: TRACTOR 540 RPM
Description: PTO Hydraulic Power Pack

Call 770-908-9439 or check website for Price

WEIGHT: 1397 LBS
Attachment Size:

SBLMPPCS-30 (#IS3847-000-64)

Manufacturer: MK MARTIN
Machine Size: TRACTOR
Description: PTO POWER PACK

Call 770-908-9439 or check website for Price

WEIGHT:
Attachment Size: 30 GPM/2500 PSI

PULL TYPE BOX BLADES**DB-4 (#IS2385-024-28)**

Manufacturer: HOELSCHER INC.
Machine Size: 25HP-35HP
Description: DB Scraper

Call 770-908-9439 or check website for Price

Attachment Size: .9 cu.yd 4' WORKING WIDTH

DB-5 (#IS2384-024-28)

Manufacturer: HOELSCHER INC.
Machine Size: 30HP-50HP
Description: DB Scraper

Call 770-908-9439 or check website for Price

Attachment Size: 1.1 cu.yd 5' WORKING WIDTH

DB-6 (#IS1623-024-28)

Manufacturer: HOELSCHER INC.
Machine Size: 45HP-55HP
Description: DB Scraper

Call 770-908-9439 or check website for Price

Attachment Size: 1.3 cu.yd 6' WORKING WIDTH

GR-6 (#IS2378-024-28)



Manufacturer: HOELSCHER INC.
Machine Size: 30-50 hp
Description: GR-6 Grader

Call 770-908-9439 or check website for Price

Attachment Size: 72" WORKING WIDTH

GR-8 (#IS2379-024-28)



Manufacturer: HOELSCHER INC.
Machine Size: 40-50 hp
Description: GR-8 GRADER

Call 770-908-9439 or check website for Price

Attachment Size: 96" WORKING WIDTH

PULL TYPE PAN

DB-4/APRON (#IS3352-024-28)



Manufacturer: HOELSCHER INC.
Machine Size: 25HP-35HP
Description: DB Scraper Apron (increases cap to 1.2 cu.yd.) REQUIRES 2 REMOTES

Call 770-908-9439 or check website for Price

Attachment Size: 1.2 cu.yd 4' WORKING WIDTH

DB-5/APRON (#IS3353-024-28)



Manufacturer: HOELSCHER INC.
Machine Size: 30HP-50HP
Description: DB Scraper Apron (increases cap to 1.5 cu.yd.) REQUIRES 2 REMOTES

Call 770-908-9439 or check website for Price

Attachment Size: 1.5 cu.yd 5' WORKING WIDTH

DB-6/APRON (#IS3354-024-28)



Manufacturer: HOELSCHER INC.
Machine Size: 45HP-55HP
Description: DB Scraper Apron (increases cap to 1.8 cu.yd.) REQUIRES 2 REMOTES

Call 770-908-9439 or check website for Price

Attachment Size: 1.8 cu.yd 6' WORKING WIDTH

QUICK HITCH 3PT HITCH

862840 (#IS2580-023-02)



Manufacturer: WORKSAVER INC.
Machine Size: TRACTOR
Description: Worksaver Quick Hitches are built for fast, reliable and easy connection (or disconnection) of 3-pt. implements. Cat. I - with adapter (up to 50HP)

Call 770-908-9439 or check website for Price

Attachment Size: 50HP MAX

862845 (#IS2582-023-02)



Manufacturer: WORKSAVER INC.
Machine Size: TRACTOR
Description: Worksaver Quick Hitches are built for fast, reliable and easy connection (or disconnection) of 3pt.implements. Cat. II - with adapter (up to 100HP)

Call 770-908-9439 or check website for Price

Attachment Size: 100HP MAX

862850 (#IS2583-023-02)



Manufacturer: WORKSAVER INC.
Machine Size: TRACTOR
Description: Worksaver Quick Hitches are built for fast, reliable and easy connection (or disconnection) of 3-pt. implements. Cat. II HD - with adapter (up to 150HP)

Call 770-908-9439 or check website for Price

Attachment Size: 150HP MAX

862855 (#IS2584-023-02)



Manufacturer: WORKSAVER INC.
Machine Size: TRACTOR
Description: Worksaver Quick Hitches are built for fast, reliable and easy connection (or disconnection) of 3pt.implements.Cat. III - (up to 225HP)

Call 770-908-9439 or check website for Price

Attachment Size: 225hp max

REFILLING BAG BUCKET BACKHOE

04DE1000 (#IS3625-023-61)



Manufacturer: EI ATTACHMENTS
Machine Size: BACKHOE
Description: REFILLING BUCKET***MUST SPECIFY MOUNT***1.3 YARDS

Call 770-908-9439 or check website for Price

Attachment Size: 1.3 YARDS

04DE7500 (#IS3626-023-61)



Manufacturer: EI ATTACHMENTS
Machine Size: BACKHOE
Description: REFILLING BUCKET***MUST SPECIFY MOUNT***.98 YARDS

Call 770-908-9439 or check website for Price

Attachment Size: .98 YARDS

REFILLING BAG BUCKET SKID STEER

04DE1000/200130 (#IS3462-023-61)



Manufacturer: EI ATTACHMENTS
Machine Size: SSL
Description: REFILLING BUCKET**1.3 YARDS

Call 770-908-9439 or check website for Price

Attachment Size: 1.3 YARDS

04DE7500/200130 (#IS3459-023-61)



Manufacturer: EI ATTACHMENTS
Machine Size: SSL
Description: REFILLING BUCKET** .98 YARDS

Call 770-908-9439 or check website for Price

Attachment Size: .98 YARDS

04DE1000 (#IS3648-023-61)



Manufacturer: EI ATTACHMENTS
Machine Size: WHEEL LOADER
Description: REFILLING BUCKET***MUST SPECIFY MOUNT***1.3 YARDS

Call 770-908-9439 or check website for Price

Attachment Size: 1.3 YARDS

REFILLING BAG BUCKET TELEHANDLER

04DE1000 (#IS3627-023-61)



Manufacturer: EI ATTACHMENTS
Machine Size: TELEHANDLER
Description: REFILLING BUCKET***MUST SPECIFY MOUNT***1.3 YARDS

Call 770-908-9439 or check website for Price

Attachment Size: 1.3 YARDS

04DE7500 (#IS3628-023-61)



Manufacturer: EI ATTACHMENTS
Machine Size: TELEHANDLER
Description: REFILLING BUCKET***MUST SPECIFY MOUNT***.98 YARDS

Call 770-908-9439 or check website for Price

Attachment Size: .98 YARDS

RIPPER EXCAVATOR

15FR-36 (#IS2760-034-54)



Manufacturer: NM ATTACHMENTS
Machine Size: 33,000LBS-45,000LBS
Description: RIPPER ***MUST SPECIFY MOUNT***

Call 770-908-9439 or check website for Price

Attachment Size: 36" PENETRATION

20FR-54 (#IS2160-034-54)



Manufacturer: NM ATTACHMENTS
Machine Size: 45000LBS-55000LBS
Description: RIPPER***MUST SPECIFY MOUNT***

Call 770-908-9439 or check website for Price

Attachment Size: 54" PENETRATION

3FR-21 (#IS2122-034-54)



Manufacturer: NM ATTACHMENTS
Machine Size: 6,000LBS-10,000LBS
Description: RIPPER ***MUST SPECIFY MOUNT***

Call 770-908-9439 or check website for Price

Attachment Size: 21" PENETRATION

5FR-24 (#IS2125-034-54)



Manufacturer: NM ATTACHMENTS
Machine Size: 10000LBS-12000LBS
Description: RIPPER ***MUST SPECIFY MOUNT***

Call 770-908-9439 or check website for Price

Attachment Size: 24" PENETRATION

6FR-24 (#IS1867-034-54)



Manufacturer: NM ATTACHMENTS
Machine Size: 12,000LBS-14,000LBS
Description: RIPPER***MUST SPECIFY MOUNT***

Call 770-908-9439 or check website for Price

Attachment Size: 24" PENETRATION

8FR-30 (#IS1895-034-54)



Manufacturer: NM ATTACHMENTS
Machine Size: 14,000LBS-24,000LBS
Description: RIPPER***MUST SPECIFY MOUNT***

Call 770-908-9439 or check website for Price

Attachment Size: 30" PENETRATION

RIP1012PO (#IS4692-023-59)



Manufacturer: IS ATTACHMENTS
Machine Size: 10000LBS-12000LBS
Description: EXCAVATOR RIPPER ***MUST SPECIFY MOUNT***WITH PINS

Call 770-908-9439 or check website for Price

Attachment Size:

RIP1012QA (#IS3385-023-59)



Manufacturer: IS ATTACHMENTS
Machine Size: 10000LBS-12000LBS
Description: EXCAVATOR RIPPER ***MUST SPECIFY MOUNT***QUICK ATTACH

Call 770-908-9439 or check website for Price

Attachment Size:

RIP1218PO (#IS4693-023-59)



Manufacturer: IS ATTACHMENTS
Machine Size: 12000LBS-18000LBS
Description: EXCAVATOR RIPPER ***MUST SPECIFY MOUNT***WITH PINS

Call 770-908-9439 or check website for Price

Attachment Size:

RIP1218QA (#IS2807-023-59)



Manufacturer: IS ATTACHMENTS
Machine Size: 12000LBS-18000LBS
Description: EXCAVATOR RIPPER ***MUST SPECIFY MOUNT***QUICK ATTACH

Call 770-908-9439 or check website for Price

Attachment Size:

RIP1824PO (#IS3382-023-59)



Manufacturer: IS ATTACHMENTS
Machine Size: 18000LBS-24000LBS
Description: EXCAVATOR RIPPER ***MUST SPECIFY MOUNT***WITH PINS WEIGHT 300LBS

Call 770-908-9439 or check website for Price

WEIGHT 300LBS

Attachment Size:

RIP2430PO (#IS3383-023-59)



Manufacturer: IS ATTACHMENTS
Machine Size: 24000LBS-30000LBS
Description: EXCAVATOR RIPPER ***MUST SPECIFY MOUNT***WITH PINS WEIGHT 500LBS

Call 770-908-9439 or check website for Price

WEIGHT 500LBS

Attachment Size:

RIP3039PO (#IS3381-023-59)



Manufacturer: IS ATTACHMENTS
Machine Size: 30000LBS-39000LBS
Description: EXCAVATOR RIPPER ***MUST SPECIFY MOUNT***WITH PINS WEIGHT 900LBS

Call 770-908-9439 or check website for Price

WEIGHT 900LBS

Attachment Size:

RIP3949PO (#IS3379-023-59)



Manufacturer: IS ATTACHMENTS
Machine Size: 39000LBS-49000LBS
Description: EXCAVATOR RIPPER ***MUST SPECIFY MOUNT***WITH PINS WEIGHT 1200LBS

Call 770-908-9439 or check website for Price

WEIGHT 1200LBS

Attachment Size:

RIP49PO (#IS3384-023-59)

Call 770-908-9439 or check website for Price



Manufacturer: IS ATTACHMENTS
Machine Size: 4000LBS-9000LBS
Description: EXCAVATOR RIPPER ***MUST SPECIFY MOUNT***WITH PINS
Attachment Size:

RIP5969PO (#IS3378-023-59)

Call 770-908-9439 or check website for Price



Manufacturer: IS ATTACHMENTS
Machine Size: 59000LBS-69000LBS
Description: EXCAVATOR RIPPER ***MUST SPECIFY MOUNT***WITH PINS WEIGHT 1600LBS
Attachment Size:

WEIGHT 1600LBS

RIP6980PO (#IS3376-023-59)

Call 770-908-9439 or check website for Price



Manufacturer: IS ATTACHMENTS
Machine Size: 69000LBS-80000LBS
Description: EXCAVATOR RIPPER ***MUST SPECIFY MOUNT***WITH PINS WEIGHT 1800LBS
Attachment Size:

WEIGHT 1800LBS

ROCK HOUND SKID STEER

LAF3566-0022 (#IS2478-025-34)

Call 770-908-9439 or check website for Price



Manufacturer: PALADIN
Machine Size: SSL
Description: ROCK REMOVAL FOR SKID-STEER LOADERS • Picks up rocks 1" to 6" in diameter**PLUG AND PLAY**
Attachment Size:

SIZE 1"-6"

Attachment Size: 66" WORKING WIDTH

LAF3576-0022 (#IS1556-025-34)

Call 770-908-9439 or check website for Price



Manufacturer: PALADIN
Machine Size: SSL
Description: ROCK REMOVAL FOR SKID-STEER LOADERS • Picks up rocks 1" to 6" in diameter**PLUG AND PLAY**
Attachment Size:

SIZE 1"-6"

Attachment Size: 76" WORKING WIDTH

LAF6864-0022 (#IS2480-025-34)

Call 770-908-9439 or check website for Price



Manufacturer: PALADIN
Machine Size: SSL 10GPM-25GPM
Description: The FFC AutoRake is an easy to use site cleanup and soil preparation attachment. Picks up and collects materials 3/4" to 6".**PLUG AND PLAY**
Attachment Size:

GPM 10-25

Attachment Size: 66" WORKING WIDTH

LAF6874-0022 (#IS2481-025-34)

Call 770-908-9439 or check website for Price



Manufacturer: PALADIN
Machine Size: SSL 10GPM-25GPM
Description: The FFC AutoRake is an easy to use site cleanup and soil preparation attachment. Picks up and collects materials 3/4" to 6".**PLUG AND PLAY**
Attachment Size:

GPM 10-25

Attachment Size: 76" WORKING WIDTH

ROCK RAKE TRACTOR 3PT HITCH

MKLR5 (#IS3903-000-64)

Call 770-908-9439 or check website for Price



Manufacturer: MK MARTIN
Machine Size: TRACTOR
Description: Landscape Rake ***GAUGE WHEELS NOT INCLUDED***
Attachment Size:

WEIGHT 250 LBS

Attachment Size: 60" WORKING WIDTH

MKLR6 (#IS3904-000-64)

Call 770-908-9439 or check website for Price



Manufacturer: MK MARTIN
Machine Size: TRACTOR
Description: Landscape Rake ***GAUGE WHEELS NOT INCLUDED***
Attachment Size:

WEIGHT 263 LBS

Attachment Size: 72" WORKING WIDTH

MKLR7 (#IS3905-000-64)



Manufacturer: MK MARTIN
Machine Size: TRACTOR
Description: Landscape Rake ***GAUGE WHEELS NOT INCLUDED***

Call 770-908-9439 or check website for Price

WEIGHT: 285 LBS
Attachment Size: 84" WORKING WIDTH

Y6030RR (#IS2518-025-52)



Manufacturer: FARM KING
Machine Size: TRACTOR
Description: 60" Land Rake c/w 30 tines**SET UP FROM FACTORY**

Call 770-908-9439 or check website for Price

Attachment Size: 60" WORKING WIDTH

Y7236RR (#IS2519-025-52)



Manufacturer: FARM KING
Machine Size: TRACTOR
Description: 72" Land Rake c/w 36 tines**SET UP FROM FACTORY**

Call 770-908-9439 or check website for Price

Attachment Size: 72" WORKING WIDTH

Y8442RR (#IS2520-025-52)



Manufacturer: FARM KING
Machine Size: TRACTOR
Description: 84" Land Rake c/w 42 tines**SET UP FROM FACTORY**

Call 770-908-9439 or check website for Price

Attachment Size: 84" WORKING WIDTH

Y9648RR (#IS2521-025-52)



Manufacturer: FARM KING
Machine Size: TRACTOR
Description: 96" Land Rake c/w 48 tines**SET UP FROM FACTORY**

Call 770-908-9439 or check website for Price

Attachment Size: 8' WORKING WIDTH

ROCK SAW SKID STEER

106874/17777/106681/106876/104367 (#IS2485-025-34)



Manufacturer: PALADIN
Machine Size: SSL 22GPM-44GPM
Description: ROCK SAW FOR SKID-STEER LOADERS 18" DEEP x 2.5" WIDE general purpose pick**MUST SPECIFY CONTROLS**PLUG AND PLAY**

Call 770-908-9439 or check website for Price

GPM: 22-44
Attachment Size: 18" DEEP X 2.5" WIDE

106874/17777/106682/106876/104367 (#IS2486-025-34)



Manufacturer: PALADIN
Machine Size: SSL 22GPM-44GPM
Description: ROCK SAW FOR SKID-STEER LOADERS 18" DEEP x 4" WIDE general purpose pick**MUST SPECIFY CONTROLS**PLUG AND PLAY**

Call 770-908-9439 or check website for Price

GPM: 22-44
Attachment Size: 18" DEEP X 4" WIDE

106875/17777/106684/106876/108036 (#IS2487-025-34)



Manufacturer: PALADIN
Machine Size: SSL 30GPM-35GPM
Description: ROCK SAW FOR SKID-STEER LOADERS 24" DEEP x 2.5" WIDE general purpose pick**MUST SPECIFY CONTROLS**PLUG AND PLAY**

Call 770-908-9439 or check website for Price

GPM: 30-35
Attachment Size: 24" DEEP X 2.5" WIDE

106875/17777/106685/106876/108036 (#IS2488-025-34)



Manufacturer: PALADIN
Machine Size: SSL 30GPM-35GPM
Description: ROCK SAW FOR SKID-STEER LOADERS 24" DEEP x 4" WIDE general purpose pick**MUST SPECIFY CONTROLS**PLUG AND PLAY**

Call 770-908-9439 or check website for Price

GPM: 30-35
Attachment Size: 24" DEEP X 4" WIDE

106875/17778/106684/106876/108036 (#IS2489-025-34)



Manufacturer: PALADIN
Machine Size: SSL 36GPM-44GPM
Description: ROCK SAW FOR SKID-STEER LOADERS 24" DEEP x 4" WIDE general purpose pick**MUST SPECIFY CONTROLS**PLUG AND PLAY**

Call 770-908-9439 or check website for Price

GPM: 36-44
Attachment Size: 24" DEEP X 4" WIDE

106875/17778/106685/106876/108036 (#IS2492-025-34)



Manufacturer: PALADIN
Machine Size: SSL 36GPM-44GPM
Description: ROCK SAW FOR SKID-STEER LOADERS 24" DEEP x 2.5" WIDE general purpose pick**MUST SPECIFY CONTROLS**PLUG AND PLAY**

Call 770-908-9439 or check website for Price

GPM: 36-44
Attachment Size: 24" DEEP X 2.5" WIDE

ROOT RAKE EXCAVATOR

13RR-48 (#IS1839-034-54)



Manufacturer: NM ATTACHMENTS
Machine Size: 24,000LBS-33,000LBS
Description: 48" ROOT RAKE ***MUST SPECIFY MOUNT***

Call 770-908-9439 or check website for Price

Attachment Size: 48" ROOT RAKE

13RR-54 (#IS1896-034-54)



Manufacturer: NM ATTACHMENTS
Machine Size: 24,000LBS-33,000LBS
Description: 54" ROOT RAKE ***MUST SPECIFY MOUNT***

Call 770-908-9439 or check website for Price

Attachment Size: 54" ROOT RAKE

15RR-48 (#IS2140-034-54)



Manufacturer: NM ATTACHMENTS
Machine Size: 33,000LBS-45,000LBS
Description: 48" ROOT RAKE ***MUST SPECIFY MOUNT***

Call 770-908-9439 or check website for Price

Attachment Size: 48" ROOT RAKE 5 TINES

15RR-54 (#IS2141-034-54)



Manufacturer: NM ATTACHMENTS
Machine Size: 33,000LBS-45,000LBS
Description: 54" ROOT RAKE ***MUST SPECIFY MOUNT***

Call 770-908-9439 or check website for Price

Attachment Size: 54" ROOT RAKE 6 TINES

15RR-60 (#IS2142-034-54)



Manufacturer: NM ATTACHMENTS
Machine Size: 33,000LBS-45,000LBS
Description: 60" ROOT RAKE***MUST SPECIFY MOUNT***

Call 770-908-9439 or check website for Price

Attachment Size: 60" ROOT RAKE 7 TINES

20RR-60 (#IS1835-034-54)



Manufacturer: NM ATTACHMENTS
Machine Size: 45,000LBS-55,000LBS
Description: 60" ROOT RAKE ***MUST SPECIFY MOUNT***

Call 770-908-9439 or check website for Price

Attachment Size: 60" ROOT RAKE

25RR-60 (#IS1836-034-54)



Manufacturer: NM ATTACHMENTS
Machine Size: 55,000LBS-65,000LBS
Description: 60" ROOT RAKE ***MUST SPECIFY MOUNT***

Call 770-908-9439 or check website for Price

Attachment Size: 60" ROOT RAKE

25RR-72 (#IS1837-034-54)



Manufacturer: NM ATTACHMENTS
Machine Size: 55,000LBS-65,000LBS
Description: 72" ROOT RAKE ***MUST SPECIFY MOUNT***

Call 770-908-9439 or check website for Price

Attachment Size: 72" ROOT RAKE

30RR-72 (#IS4055-034-54)



Manufacturer: NM ATTACHMENTS
Machine Size: 65,000LBS-90,000LBS
Description: 72" ROOT RAKE ***MUST SPECIFY MOUNT***

Call 770-908-9439 or check website for Price

Attachment Size: 72" ROOT RAKE

3RR-30 (#IS1891-034-54)

Manufacturer: NM ATTACHMENTS
Machine Size: 6,000LBS-10,000LBS
Description: 30" ROOT RAKE ***MUST SPECIFY MOUNT***

Call 770-908-9439 or check website for Price

Attachment Size: 30" ROOT RAKE**3RR-36 (#IS1892-034-54)**

Manufacturer: NM ATTACHMENTS
Machine Size: 6,000LBS-10,000LBS
Description: 36" ROOT RAKE ***MUST SPECIFY MOUNT***

Call 770-908-9439 or check website for Price

Attachment Size: 36" ROOT RAKE**5RR-30 (#IS1841-034-54)**

Manufacturer: NM ATTACHMENTS
Machine Size: 10,000LBS-12,000LBS
Description: 30" ROOT RAKE ***MUST SPECIFY MOUNT***

Call 770-908-9439 or check website for Price

Attachment Size: 30" ROOT RAKE**5RR-36 (#IS1893-034-54)**

Manufacturer: NM ATTACHMENTS
Machine Size: 10,000LBS-12,000LBS
Description: 36" ROOT RAKE ***MUST SPECIFY MOUNT***

Call 770-908-9439 or check website for Price

Attachment Size: 36" ROOT RAKE**6RR-42 (#IS1840-034-54)**

Manufacturer: NM ATTACHMENTS
Machine Size: 12,000LBS-14,000LBS
Description: 42" ROOT RAKE ***MUST SPECIFY MOUNT***

Call 770-908-9439 or check website for Price

Attachment Size: 42" ROOT RAKE**6RR-48 (#IS1894-034-54)**

Manufacturer: NM ATTACHMENTS
Machine Size: 12,000LBS-14,000LBS
Description: 48" ROOT RAKE ***MUST SPECIFY MOUNT***

Call 770-908-9439 or check website for Price

Attachment Size: 48" ROOT RAKE**8RR-48 (#IS1838-034-54)**

Manufacturer: NM ATTACHMENTS
Machine Size: 14,000LBS-24,000LBS
Description: 48" ROOT RAKE ***MUST SPECIFY MOUNT***

Call 770-908-9439 or check website for Price

Attachment Size: 48" ROOT RAKE**ER-10-36PO (#IS4682-023-59)**

Manufacturer: IS ATTACHMENTS
Machine Size: 10000LBS-14000LBS
Description: 36" ROOT RAKE ***MUST SPECIFY MOUNT***WITH PINS

Call 770-908-9439 or check website for Price

Attachment Size: 36" ROOT RAKE**ER-10-36QA (#IS3670-023-59)**

Manufacturer: IS ATTACHMENTS
Machine Size: 10000LBS-14000LBS
Description: 36" ROOT RAKE ***MUST SPECIFY MOUNT***QUICK ATTACH

Call 770-908-9439 or check website for Price

Attachment Size: 36" ROOT RAKE**ER-10-42PO (#IS4683-023-59)**

Manufacturer: IS ATTACHMENTS
Machine Size: 10000LBS-14000LBS
Description: 42" ROOT RAKE ***MUST SPECIFY MOUNT***WITH PINS

Call 770-908-9439 or check website for Price

Attachment Size: 42" ROOT RAKE**ER-10-42QA (#IS3671-023-59)**

Manufacturer: IS ATTACHMENTS
Machine Size: 10000LBS-14000LBS
Description: 42" ROOT RAKE ***MUST SPECIFY MOUNT***QUICK ATTACH

Call 770-908-9439 or check website for Price

Attachment Size: 42" ROOT RAKE

ER-10-48PO (#IS4684-023-59)

Call 770-908-9439 or check website for Price

**Manufacturer** IS ATTACHMENTS**Machine Size:** 10000LBS-14000LBS**Description:** 48" ROOT RAKE ***MUST SPECIFY MOUNT***WITH PINS**Attachment Size:** 48" ROOT RAKE**ER-10-48QA (#IS3672-023-59)**

Call 770-908-9439 or check website for Price

**Manufacturer** IS ATTACHMENTS**Machine Size:** 10000LBS-14000LBS**Description:** 48" ROOT RAKE ***MUST SPECIFY MOUNT***QUICK ATTACH**Attachment Size:** 48" ROOT RAKE**ER-14-36PO (#IS3673-023-59)**

Call 770-908-9439 or check website for Price

**Manufacturer** IS ATTACHMENTS**Machine Size:** 14000LBS-18000LBS**Description:** 36" ROOT RAKE ***MUST SPECIFY MOUNT***WITH PINS**Attachment Size:** 36" ROOT RAKE**ER-14-36QA (#IS4685-023-59)**

Call 770-908-9439 or check website for Price

**Manufacturer** IS ATTACHMENTS**Machine Size:** 14000LBS-18000LBS**Description:** 36" ROOT RAKE ***MUST SPECIFY MOUNT***QUICK ATTACH**Attachment Size:** 36" ROOT RAKE**ER-14-42PO (#IS3674-023-59)**

Call 770-908-9439 or check website for Price

**Manufacturer** IS ATTACHMENTS**Machine Size:** 14000LBS-18000LBS**Description:** 42" ROOT RAKE ***MUST SPECIFY MOUNT***WITH PINS**Attachment Size:** 42" ROOT RAKE**ER-14-42QA (#IS4686-023-59)**

Call 770-908-9439 or check website for Price

**Manufacturer** IS ATTACHMENTS**Machine Size:** 14000LBS-18000LBS**Description:** 42" ROOT RAKE ***MUST SPECIFY MOUNT***QUICK ATTACH**Attachment Size:** 42" ROOT RAKE**ER-14-48PO (#IS3675-023-59)**

Call 770-908-9439 or check website for Price

**Manufacturer** IS ATTACHMENTS**Machine Size:** 14000LBS-18000LBS**Description:** 48" ROOT RAKE ***MUST SPECIFY MOUNT***WITH PINS**Attachment Size:** 48" ROOT RAKE**ER-14-48QA (#IS4687-023-59)**

Call 770-908-9439 or check website for Price

**Manufacturer** IS ATTACHMENTS**Machine Size:** 14000LBS-18000LBS**Description:** 48" ROOT RAKE ***MUST SPECIFY MOUNT***QUICK ATTACH**Attachment Size:** 48" ROOT RAKE**ER-14-54PO (#IS4671-023-59)**

Call 770-908-9439 or check website for Price

**Manufacturer** IS ATTACHMENTS**Machine Size:** 14000LBS-18000LBS**Description:** 54" ROOT RAKE ***MUST SPECIFY MOUNT***WITH PINS**Attachment Size:** 54" ROOT RAKE**ER-14-54QA (#IS4688-023-59)**

Call 770-908-9439 or check website for Price

**Manufacturer** IS ATTACHMENTS**Machine Size:** 14000LBS-18000LBS**Description:** 54" ROOT RAKE ***MUST SPECIFY MOUNT***QUICK ATTACH**Attachment Size:** 54" ROOT RAKE**ER-24-42PO (#IS3678-023-59)**

Call 770-908-9439 or check website for Price

**Manufacturer** IS ATTACHMENTS**Machine Size:** 24000LBS-33000LBS**Description:** 42" ROOT RAKE ***MUST SPECIFY MOUNT***WITH PINS**Attachment Size:** 42" ROOT RAKE

ER-24-48PO (#IS3677-023-59)

Call 770-908-9439 or check website for Price

**Manufacturer** IS ATTACHMENTS**Machine Size:** 24000LBS-33000LBS**Description:** 48" ROOT RAKE ***MUST SPECIFY MOUNT***WITH PINS**Attachment Size:** 48" ROOT RAKE**ER-33-48PO (#IS3676-023-59)**

Call 770-908-9439 or check website for Price

**Manufacturer** IS ATTACHMENTS**Machine Size:** 33000LBS-40000LBS**Description:** 48" ROOT RAKE ***MUST SPECIFY MOUNT***WITH PINS**Attachment Size:** 48" ROOT RAKE**ER-33-54PO (#IS3679-023-59)**

Call 770-908-9439 or check website for Price

**Manufacturer** IS ATTACHMENTS**Machine Size:** 33000LBS-40000LBS**Description:** 54" ROOT RAKE ***MUST SPECIFY MOUNT***WITH PINS**Attachment Size:** 54" ROOT RAKE**ER-40-48PO (#IS4672-023-59)**

Call 770-908-9439 or check website for Price

**Manufacturer** IS ATTACHMENTS**Machine Size:** 40000LBS-50000LBS**Description:** 48" ROOT RAKE ***MUST SPECIFY MOUNT***WITH PINS**Attachment Size:** 48" ROOT RAKE**ER-40-54PO (#IS4673-023-59)**

Call 770-908-9439 or check website for Price

**Manufacturer** IS ATTACHMENTS**Machine Size:** 40000LBS-50000LBS**Description:** 54" ROOT RAKE ***MUST SPECIFY MOUNT***WITH PINS**Attachment Size:** 54" ROOT RAKE**ER-40-60PO (#IS4674-023-59)**

Call 770-908-9439 or check website for Price

**Manufacturer** IS ATTACHMENTS**Machine Size:** 40000LBS-50000LBS**Description:** 60" ROOT RAKE ***MUST SPECIFY MOUNT***WITH PINS**Attachment Size:** 60" ROOT RAKE**ER-45-48PO (#IS4675-023-59)**

Call 770-908-9439 or check website for Price

**Manufacturer** IS ATTACHMENTS**Machine Size:** 40000LBS-50000LBS**Description:** 48" ROOT RAKE ***MUST SPECIFY MOUNT***WITH PINS**Attachment Size:** 48" ROOT RAKE**ER-45-54PO (#IS4676-023-59)**

Call 770-908-9439 or check website for Price

**Manufacturer** IS ATTACHMENTS**Machine Size:** 40000LBS-50000LBS**Description:** 54" ROOT RAKE ***MUST SPECIFY MOUNT***WITH PINS**Attachment Size:** 54" ROOT RAKE**ER-45-60PO (#IS4677-023-59)**

Call 770-908-9439 or check website for Price

**Manufacturer** IS ATTACHMENTS**Machine Size:** 40000LBS-50000LBS**Description:** 60" ROOT RAKE ***MUST SPECIFY MOUNT***WITH PINS**Attachment Size:** 60" ROOT RAKE**ER-6-36PO (#IS3667-023-59)**

Call 770-908-9439 or check website for Price

**Manufacturer** IS ATTACHMENTS**Machine Size:** 6000LBS-10000LBS**Description:** 36" ROOT RAKE ***MUST SPECIFY MOUNT***WITH PINS**Attachment Size:** 36" ROOT RAKE**ER-6-42PO (#IS3669-023-59)**

Call 770-908-9439 or check website for Price

**Manufacturer** IS ATTACHMENTS**Machine Size:** 6000LBS-10000LBS**Description:** 42" ROOT RAKE ***MUST SPECIFY MOUNT***WITH PINS**Attachment Size:** 42" ROOT RAKE

ER-6-54PO (#IS4670-023-59)

Call 770-908-9439 or check website for Price



Manufacturer: IS ATTACHMENTS
Machine Size: 6000LBS-10000LBS
Description: 54" ROOT RAKE ***MUST SPECIFY MOUNT***WITH PINS

Attachment Size: 54" ROOT RAKE

ER-65-54PO (#IS4678-023-59)

Call 770-908-9439 or check website for Price



Manufacturer: IS ATTACHMENTS
Machine Size: 60000LBS-80000LBS
Description: 54" ROOT RAKE ***MUST SPECIFY MOUNT***WITH PINS

Attachment Size: 54" ROOT RAKE

ER-65-60PO (#IS4679-023-59)

Call 770-908-9439 or check website for Price



Manufacturer: IS ATTACHMENTS
Machine Size: 60000LBS-80000LBS
Description: 60" ROOT RAKE ***MUST SPECIFY MOUNT***WITH PINS

Attachment Size: 60" ROOT RAKE

ER-65-66PO (#IS4680-023-59)

Call 770-908-9439 or check website for Price



Manufacturer: IS ATTACHMENTS
Machine Size: 60000LBS-80000LBS
Description: 66" ROOT RAKE ***MUST SPECIFY MOUNT***WITH PINS

Attachment Size: 66" ROOT RAKE

ROOT RAKE LESS GRAPPLE

114250 (#IS3749-025-34)

Call 770-908-9439 or check website for Price



Manufacturer: PALADIN
Machine Size: BACKHOE
Description: ROOT RAKE LESS GRAPPLE

Attachment Size: 78' WORKING WIDTH

114250 (#IS3750-025-34)

Call 770-908-9439 or check website for Price



Manufacturer: PALADIN
Machine Size: BACKHOE
Description: ROOT RAKE LESS GRAPPLE

Attachment Size: 78' WORKING WIDTH

1RR74 (#IS4219-000-69)

Call 770-908-9439 or check website for Price



Manufacturer: CONSTRUCTION ATTACHMENTS
Machine Size: SSL
Description: ROOT RAKE EXTREME DUTY SKID STEER (rake only) 18 Month Factory Warranty

WEIGHT: 634 LBS

Attachment Size: 74" WORKING WIDTH

1RR80 (#IS4220-000-69)

Call 770-908-9439 or check website for Price



Manufacturer: CONSTRUCTION ATTACHMENTS
Machine Size: SSL
Description: ROOT RAKE EXTREME DUTY SKID STEER (rake only) 18 Month Factory Warranty

WEIGHT: 696 LBS

Attachment Size: 80" WORKING WIDTH

1RR86 (#IS4221-000-69)

Call 770-908-9439 or check website for Price



Manufacturer: CONSTRUCTION ATTACHMENTS
Machine Size: SSL
Description: ROOT RAKE EXTREME DUTY SKID STEER (rake only) 18 Month Factory Warranty

WEIGHT: 740 LBS

Attachment Size: 86" WORKING WIDTH

ROOT RAKE TRACK LOADER

200RR-112 (#IS2757-034-54)

Call 770-908-9439 or check website for Price



Manufacturer: NM ATTACHMENTS
Machine Size: TRACK LOADER CLASS 200
Description: 112" Wide, 14" Tine Spacing, 9 Tines **MUST SPECIFY MOUNT AND TRACTOR**

Attachment Size: 112" WORKING WIDTH

ROTARY CUTTER PULL TYPE

**Prices subject to change at anytime..call for most up-to-date pricing.

PRCPLUS120 (#IS3892-000-64)



Manufacturer: MK MARTIN
Machine Size: TRACTOR
Description: 10' PULL TYPE CUTTER

Call 770-908-9439 or check website for Price

WEIGHT: 1610 LBS
Attachment Size: 120" WORKING WIDTH

PW180 (#IS3899-000-64)



Manufacturer: MK MARTIN
Machine Size: TRACTOR
Description: 15' BATWING CUTTER

Call 770-908-9439 or check website for Price

WEIGHT: 4400 LBS
Attachment Size: 15' WORKING WIDTH

Y1030-6 (#IS1572-025-52)



Manufacturer: FARM KING
Machine Size: 65HP MINIMUM
Description: 10.5 FLEX WING CUTTER 540rpm 6 tires

Call 770-908-9439 or check website for Price

Attachment Size: 10'.5" CUTTING WIDTH

Y1530-6 (#IS1566-025-52)



Manufacturer: FARM KING
Machine Size: 75HP-120HP
Description: 15' BAT WING MOWER 540 RPM CV SHAFT

Call 770-908-9439 or check website for Price

Attachment Size: 15' CUTTING WIDTH

Y1531-6 (#IS3348-025-52)



Manufacturer: FARM KING
Machine Size: 75HP-120HP
Description: 15' BAT WING MOWER 1000 RPM CV SHAFT

Call 770-908-9439 or check website for Price

Attachment Size: 15' CUTTING WIDTH

ROTARY CUTTER TRACTOR 3PT HITCH

BROWN 415 (#IS0095-025-19)



Manufacturer: BROWN
Machine Size: 45HP MINIMUM
Description: 5' ROTARY CUTTER

Call 770-908-9439 or check website for Price

WEIGHT: 1010 LBS
Attachment Size: 5' CUTTING WIDTH

BROWN 416 (#IS0107-025-19)



Manufacturer: BROWN
Machine Size: 55HP MINIMUM
Description: 6' ROTARY CUTTER

Call 770-908-9439 or check website for Price

WEIGHT: 1205 LBS
Attachment Size: 6' CUTTING WIDTH

BROWN 417 (#IS0119-025-19)



Manufacturer: BROWN
Machine Size: 75HP MINIMUM
Description: 7' ROTARY CUTTER Dual Tail Wheels

Call 770-908-9439 or check website for Price

WEIGHT: 1435 LBS
Attachment Size: 7' CUTTING WIDTH

BROWN 418 (#IS0127-025-19)



Manufacturer: BROWN
Machine Size: 90HP MINIMUM
Description: 8' ROTARY CUTTER SINGLE SPINDLE

Call 770-908-9439 or check website for Price

WEIGHT: 2096 LBS
Attachment Size: 8' CUTTING WIDTH

BROWN 418GRN (#IS0129-025-19)



Manufacturer: BROWN
Machine Size: 90HP MINIMUM
Description: 8' ROTARY CUTTER SINGLE SPINDLE GREEN

Call 770-908-9439 or check website for Price

WEIGHT: 2096 LBS
Attachment Size: 8' CUTTING WIDTH

PRC48 (#IS3835-000-64)



Manufacturer: MK MARTIN
Machine Size: TRACTOR
Description: 3PT HITCH Rotary Cutter***SHEAR PIN***

Call 770-908-9439 or check website for Price

WEIGHT: 380 LBS
Attachment Size: 48" WORKING WIDTH

PRC60 (#IS3875-000-64)



Manufacturer: MK MARTIN
Machine Size: TRACTOR
Description: 3PT HITCH Rotary Cutter***SHEAR PIN***

Call 770-908-9439 or check website for Price

WEIGHT: 500 LBS
Attachment Size: 60" WORKING WIDTH

PRC66 (#IS3876-000-64)



Manufacturer: MK MARTIN
Machine Size: TRACTOR
Description: 3PT HITCH Rotary Cutter***SHEAR PIN***

Call 770-908-9439 or check website for Price

WEIGHT: 560 LBS
Attachment Size: 66" WORKING WIDTH

PRC72 (#IS3877-000-64)



Manufacturer: MK MARTIN
Machine Size: TRACTOR
Description: 3PT HITCH Rotary Cutter***SHEAR PIN***

Call 770-908-9439 or check website for Price

WEIGHT: 625 LBS
Attachment Size: 72" WORKING WIDTH

PRC72HD (#IS3878-000-64)



Manufacturer: MK MARTIN
Machine Size: TRACTOR
Description: 3PT HITCH Rotary Cutter***SLIP CLUTCH***

Call 770-908-9439 or check website for Price

WEIGHT: 635 LBS
Attachment Size: 72" WORKING WIDTH

Y820T/ F630/F1989/F1989 (#IS1571-025-52)



Manufacturer: FARM KING
Machine Size: 50 HP MINIMUM
Description: 8' PULL TYPE CUTTER **PLUG AND PLAY**

Call 770-908-9439 or check website for Price

Attachment Size: 8' CUTTING WIDTH

SCREENING BUCKET SKID STEER

3-150SL (#IS2678-000-58)



Manufacturer: GYRU-STAR
Machine Size: 4400LBS-11000LBS
Description: The Gyru-Star 3-150SL MAX GPM 24/MAX PSI 2900/WEIGHT 1300LBS

Call 770-908-9439 or check website for Price

Attachment Size: 19" X 59" (.46 yard)

SCREENING BUCKETS BACKHOE

4-120HE (#IS2679-000-58)



Manufacturer: GYRU-STAR
Machine Size: 13200LBS-17600LBS
Description: The Gyru-Star 4-120HE MAX GPM 23.8/MAX PSI 2900/WEIGHT 1300LBS ***MUST SPECIFY MOUNT***

Call 770-908-9439 or check website for Price

Attachment Size: 24.2" X 47.2" (.52 yard)

4-150HDX (#IS2680-000-58)



Manufacturer: GYRU-STAR
Machine Size: 13200LBS-17600LBS
Description: The Gyru-Star 4-150HDX MAX GPM 23.8/MAX PSI 2900/WEIGHT 1900LBS ***MUST SPECIFY MOUNT***

Call 770-908-9439 or check website for Price

Attachment Size: 24.2" X 59.05" (.78 yard)

SCREENING BUCKETS EXCAVATOR

**Prices subject to change at anytime..call for most up-to-date pricing.

3-100HE (#IS2674-000-58)

Call 770-908-9439 or check website for Price



Manufacturer: GYRU-STAR

Machine Size: 8800LBS-10000LBS

Description:

The Gyru-Star 3-100HE. MAX GPM 17.2/MAX PSI 2900/WEIGHT 800LBS ***MUST SPECIFY MOUNT***

Attachment Size: 17" X 39.3" (.3 yard)

3-120HE (#IS2673-000-58)

Call 770-908-9439 or check website for Price



Manufacturer: GYRU-STAR

Machine Size: 11000LBS-15400LBS

Description:

The Gyru-Star 3-120HE MAX GPM 17.2/MAX PSI 2900/WEIGHT 900LBS ***MUST SPECIFY MOUNT***

Attachment Size: 17" X 47" (.34 yard)

3-150HDX (#IS2675-000-58)

Call 770-908-9439 or check website for Price



Manufacturer: GYRU-STAR

Machine Size: 15400LBS-22000LBS

Description:

The Gyru-Star 3-150HDX MAX GPM 18.5/MAX PSI 2900/WEIGHT 1300LBS ***MUST SPECIFY MOUNT***

Attachment Size: 16.9" X 59" (.45 yard)

4-100HE (#IS2671-000-58)

Call 770-908-9439 or check website for Price



Manufacturer: GYRU-STAR

Machine Size: 15400LBS-22000LBS

Description:

The Gyru-Star 4-100HE MAX GPM 23.8/MAX PSI 2900/WEIGHT 1240LBS ***MUST SPECIFY MOUNT***

Attachment Size: 24.3" X 39.4" (.46 yard)

4-120HE (#IS2672-000-58)

Call 770-908-9439 or check website for Price



Manufacturer: GYRU-STAR

Machine Size: 22000LBS-44000LBS

Description:

The Gyru-Star 4-120HE MAX GPM 23.8/MAX PSI 2900/WEIGHT 1300LBS ***MUST SPECIFY MOUNT***

Attachment Size: 24.2" X 47.2" (.52 yard)

4-150HDX (#IS2676-000-58)

Call 770-908-9439 or check website for Price



Manufacturer: GYRU-STAR

Machine Size: 28600LBS-39700LBS

Description:

The Gyru-Star 4-150HDX MAX GPM 23.8/MAX PSI 2900/WEIGHT 1900LBS ***MUST SPECIFY MOUNT***

Attachment Size: 24.2" X 59.05" (.78 yard)

6-150HDX (#IS2677-000-58)

Call 770-908-9439 or check website for Price



Manufacturer: GYRU-STAR

Machine Size: 35200LBS-52900LBS

Description:

The Gyru-Star 6-150HDX MAX GPM 42.3/MAX PSI 2900/WEIGHT 3000LBS ***MUST SPECIFY MOUNT***

Attachment Size: 40.5" x 59" (1.6 yard)

SCREENING BUCKETS TELEHANDLER

4-120HE (#IS2686-000-58)

Call 770-908-9439 or check website for Price



Manufacturer: GYRU-STAR

Machine Size: 15400LBS-19800LBS

Description:

The Gyru-Star 4-120HE MAX GPM 23.8/MAX PSI 2900/WEIGHT 1300LBS ***MUST SPECIFY MOUNT***

Attachment Size: 24.2" X 47.2" (.52 yard)

SCREENING BUCKETS WHEEL LOADER

4-120HE (#IS2687-000-58)

Call 770-908-9439 or check website for Price



Manufacturer: GYRU-STAR

Machine Size: 15400LBS-19800LBS

Description:

The Gyru-Star 4-120HE MAX GPM 23.8/MAX PSI 2900/WEIGHT 1300LBS ***MUST SPECIFY MOUNT***

Attachment Size: 24.2" X 47.2" (.52 yard)

4-150HDX (#IS2688-000-58)

Call 770-908-9439 or check website for Price



Manufacturer: GYRU-STAR
Machine Size: 19800LBS-26400LBS
Description: The Gyru-Star 4-150HDX MAX GPM 23.8/MAX PSI 2900/WEIGHT 1900LBS ***MUST SPECIFY MOUNT***
Attachment Size: 24.2" X 59.05" (.78 yard)

SELF LOADING

BW200 (#IS4609-025-52)

Call 770-908-9439 or check website for Price



Manufacturer: FARM KING
Machine Size: TRACTOR
Description: FARM KING BW 200 SELF LOADING SINGLE BALE WRAPPER
WEIGHT: 2100 LBS
Attachment Size: 48" X 60"

RB 580 (#IS2019-000-14)

Call 770-908-9439 or check website for Price



Manufacturer: ANDERSON
Machine Size: MINIMUM 65HP
Description: RB580 (WITH LOADING ARM)
Attachment Size: 40 BALES PER HOUR Up to 5' 6" TALL BALE

SICKLE BAR MOWER 3PT HITCH

801.022 (#IS1762-025-40)

Call 770-908-9439 or check website for Price



Manufacturer: SITREX
Machine Size:
Description: SICKLE BAR MOWER SB165 MANUAL LIFT
Attachment Size: 5'6" WORKING WIDTH

801.022/100.345 (#IS2469-025-40)

Call 770-908-9439 or check website for Price



Manufacturer: SITREX
Machine Size:
Description: SICKLE BAR MOWER SB165 HYDRAULIC LIFT
Attachment Size: 5'6" WORKING WIDTH

801.023 (#IS2468-025-40)

Call 770-908-9439 or check website for Price



Manufacturer: SITREX
Machine Size:
Description: SICKLE BAR MOWER SB180 MANUAL LIFT
Attachment Size: 72" WORKING WIDTH

801.023/100.345 (#IS2470-025-40)

Call 770-908-9439 or check website for Price



Manufacturer: SITREX
Machine Size:
Description: SICKLE BAR MOWER SB180 HYDRAULIC LIFT
Attachment Size: 72" WORKING WIDTH

801.024 (#IS2466-025-40)

Call 770-908-9439 or check website for Price



Manufacturer: SITREX
Machine Size:
Description: SICKLE BAR MOWER SB210 MANUAL LIFT
Attachment Size: 7' WORKING WIDTH

801.024/100.345 (#IS2471-025-40)

Call 770-908-9439 or check website for Price



Manufacturer: SITREX
Machine Size:
Description: SICKLE BAR MOWER SB210 HYDRAULIC LIFT
Attachment Size: 7' WORKING WIDTH

RSB6HFK (#IS3822-025-52)


Call 770-908-9439 or check website for Price



Manufacturer: FARM KING
Machine Size: 55HP MINIMUM
Description: SICKLE BAR MOWER 6' CUTTING WIDTH**HYDRAULIC LIFT**
Attachment Size: 6' CUTTING WIDTH

RSB6MFK (#IS1587-025-52)

Call 770-908-9439 or check website for Price




Manufacturer: FARM KING
Machine Size: 55HP MINIMUM
Description: SICKLE BAR MOWER 6' CUTTING WIDTH**MANUAL LIFT**

Attachment Size: 6' CUTTING WIDTH

RSB7HFK (#IS1584-025-52)

Call 770-908-9439 or check website for Price




Manufacturer: FARM KING
Machine Size: 55HP MINIMUM
Description: SICKLE BAR MOWER 7' CUTTING WIDTH**HYDRAULIC LIFT**

Attachment Size: 7' CUTTING WIDTH

RSB9HFK (#IS1585-025-52)

Call 770-908-9439 or check website for Price



Manufacturer: FARM KING
Machine Size: 65HP MINIMUM
Description: SICKLE BAR MOWER 9' CUTTING WIDTH**HYDRAULIC LIFT**

Attachment Size: 9' CUTTING WIDTH

SILAGE DEFACER SKID STEER

16980 (#IS2003-025-34)

Call 770-908-9439 or check website for Price



Manufacturer: PALADIN
Machine Size: SSL 18GPM-22GPM
Description: SILAGE DEFACER

GPM: 18-22

Attachment Size: 96" WORKING WIDTH

SILT FENCE PLOW 3PT HITCH

ENFT (#IS3457-020-60)

Call 770-908-9439 or check website for Price



Manufacturer: SILT FENCE PLOW
Machine Size: TRACTOR
Description: SILT FENCE PLOW***Three point hitch mounted Enfencer Plow***

Attachment Size: 36"- 48" FABRIC WITH WIRE

RT-SFP36 (#IS3469-020-60)

Call 770-908-9439 or check website for Price



Manufacturer: SILT FENCE PLOW
Machine Size: TRACTOR
Description: SILT FENCE PLOW***36" FABRIC ONLY***ROTARY OFFSET PLOW

Attachment Size: 36" FABRIC

RT-SFP48 (#IS3470-020-60)

Call 770-908-9439 or check website for Price




Manufacturer: SILT FENCE PLOW
Machine Size: TRACTOR
Description: SILT FENCE PLOW***48" FABRIC ONLY***ROTARY OFFSET PLOW

Attachment Size: 48" FABRIC

SILT FENCE PLOW SKID STEER

ENFS (#IS3456-020-60)

Call 770-908-9439 or check website for Price



Manufacturer: SILT FENCE PLOW
Machine Size: SSL
Description: SILT FENCE PLOW***SSL MOUNT ENFENCER PLOW***

Attachment Size: 36"- 48" FABRIC WITH WIRE

RPP-SFP36 (#IS3391-020-60)

Call 770-908-9439 or check website for Price



Manufacturer: SILT FENCE PLOW
Machine Size: SSL
Description: SILT FENCE PLOW***36" FABRIC ONLY***PUSH PULL OFFSET PLOW

Attachment Size: 36" FABRIC

RPP-SFP48 (#IS3393-020-60)

Call 770-908-9439 or check website for Price



Manufacturer: SILT FENCE PLOW
Machine Size: SSL
Description: SILT FENCE PLOW***48" FABRIC ONLY***PUSH PULL OFFSET PLOW

Attachment Size: 48" FABRIC

**Prices subject to change at anytime..call for most up-to-date pricing.

RS-SFP36 (#IS3471-020-60)

Call 770-908-9439 or check website for Price



Manufacturer: SILT FENCE PLOW
Machine Size: SSL
Description: SILT FENCE PLOW***36" FABRIC ONLY***ROTARY OFFSET PLOW
Attachment Size: 36" FABRIC

RS-SFP48 (#IS3472-020-60)

Call 770-908-9439 or check website for Price



Manufacturer: SILT FENCE PLOW
Machine Size: SSL
Description: SILT FENCE PLOW***48" FABRIC ONLY***ROTARY OFFSET PLOW
Attachment Size: 48" FABRIC

SKELETON GRAPPLE BUCKET MINI

1SKBWGMN36 (#IS4228-000-69)

Call 770-908-9439 or check website for Price



Manufacturer: CONSTRUCTION ATTACHMENTS
Machine Size: MINI
Description: MINI SKELETON GRAPPLE BUCKET TINE SPACING 1.75" • Hoses and couplers included 18 Month Factory Warranty
WEIGHT: 216 LBS
Attachment Size: 36" WORKING WIDTH

1SKBWGMN48 (#IS4229-000-69)

Call 770-908-9439 or check website for Price



Manufacturer: CONSTRUCTION ATTACHMENTS
Machine Size: MINI
Description: MINI SKELETON GRAPPLE BUCKET TINE SPACING 1.75" • Hoses and couplers included 18 Month Factory Warranty
WEIGHT: 288 LBS
Attachment Size: 48" WORKING WIDTH

1SKBWGMN56 (#IS4230-000-69)

Call 770-908-9439 or check website for Price



Manufacturer: CONSTRUCTION ATTACHMENTS
Machine Size: MINI
Description: MINI SKELETON GRAPPLE BUCKET TINE SPACING 1.75" • Hoses and couplers included 18 Month Factory Warranty
WEIGHT: 336 LBS
Attachment Size: 56" WORKING WIDTH

SKIDDING PLATE TRACTOR 3PT HITCH

FXP20 (#IS0341-023-24)

Call 770-908-9439 or check website for Price



Manufacturer: WALLENSTEIN
Machine Size: UP TO 40HP
Description: SKIDDING PLATE
Attachment Size:

FXP30 (#IS0342-023-24)

Call 770-908-9439 or check website for Price



Manufacturer: WALLENSTEIN
Machine Size: UP TO 80HP
Description: SKIDDING PLATE
Attachment Size:

SKIDDING WINCH TRACTOR 3PT HITCH

FX110 (#IS0332-023-24)

Call 770-908-9439 or check website for Price



Manufacturer: WALLENSTEIN
Machine Size: 50-90 HP
Description: SKIDDING WINCH 11000 lbs Pull, Steel Cable
Attachment Size: 11000LB PULLING CAPACITY

FX110R (#IS0333-023-24)

Call 770-908-9439 or check website for Price



Manufacturer: WALLENSTEIN
Machine Size: 50-90 HP
Description: SKIDDING WINCH 11000 lbs Pull, Steel Cable Remote
Attachment Size: 11000LB PULLING CAPACITY

FX140 (#IS0334-023-24)

Call 770-908-9439 or check website for Price



Manufacturer: WALLENSTEIN
Machine Size: 80-120 HP
Description: SKIDDING WINCH 14000 lbs Pull, Steel Cable

Attachment Size: 14000LB PULLING CAPACITY

FX140R (#IS0335-023-24)

Call 770-908-9439 or check website for Price



Manufacturer: WALLENSTEIN
Machine Size: 80-120 HP
Description: SKIDDING WINCH 14000 lbs Pull, Steel Cable Remote

Attachment Size: 14000LB PULLING CAPACITY

FX40 (#IS0337-023-24)

Call 770-908-9439 or check website for Price



Manufacturer: WALLENSTEIN
Machine Size: 12-30 HP
Description: SKIDDING WINCH 4000 lbs Pull, Steel Cable

Attachment Size: 4000LB PULLING CAPACITY

FX85 (#IS0339-023-24)

Call 770-908-9439 or check website for Price



Manufacturer: WALLENSTEIN
Machine Size: 30-55 HP
Description: SKIDDING WINCH 8500 lbs Pull, Steel Cable

Attachment Size: 8500LB PULLING CAPACITY

FX85R (#IS0340-023-24)

Call 770-908-9439 or check website for Price



Manufacturer: WALLENSTEIN
Machine Size: 30-55 HP
Description: SKIDDING WINCH 8500 lbs Pull, Steel Cable Remote

Attachment Size: 8500LB PULLING CAPACITY

SNOW BLADE MINI

1SNBMN36HS (#IS4602-000-69)

Call 770-908-9439 or check website for Price



Manufacturer: CONSTRUCTION ATTACHMENTS
Machine Size: MINI
Description: 36" Mini Snow Blade Hydraulic with Steel Edge

WEIGHT: 183 LBS

Attachment Size: 36" WORKING WIDTH

1SNBMN36MS (#IS4601-000-69)

Call 770-908-9439 or check website for Price



Manufacturer: CONSTRUCTION ATTACHMENTS
Machine Size: MINI
Description: 36" Mini Snow Blade Manual with Steel Edge

WEIGHT: 158 LBS

Attachment Size: 36" WORKING WIDTH

1SNBMN48HS (#IS4604-000-69)

Call 770-908-9439 or check website for Price



Manufacturer: CONSTRUCTION ATTACHMENTS
Machine Size: MINI
Description: 48" Mini Snow Blade Hydraulic with Steel Edge

WEIGHT: 244 LBS

Attachment Size: 48" WORKING WIDTH

1SNBMN48MS (#IS4603-000-69)

Call 770-908-9439 or check website for Price



Manufacturer: CONSTRUCTION ATTACHMENTS
Machine Size: MINI
Description: 48" Mini Snow Blade Manual with Steel Edge

WEIGHT: 219 LBS

Attachment Size: 48" WORKING WIDTH

1SNBMN54HS (#IS4606-000-69)

Call 770-908-9439 or check website for Price



Manufacturer: CONSTRUCTION ATTACHMENTS
Machine Size: MINI
Description: 54" Mini Snow Blade Hydraulic with Steel Edge

WEIGHT: 274 LBS

Attachment Size: 54" WORKING WIDTH

1SNBMN54MS (#IS4605-000-69)

Manufacturer: CONSTRUCTION ATTACHMENTS
Machine Size: MINI
Description: 54" Mini Snow Blade Manual with Steel Edge

Call 770-908-9439 or check website for Price

WEIGHT: 249 LBS
Attachment Size: 54" WORKING WIDTH

SNOW REMOVAL**358000 (#IS0814-023-02)**

Manufacturer: WORKSAVER INC.
Machine Size: SSL
Description: 60" Snow Pusher Skid Steer Mount, Rubber edge std.

Call 770-908-9439 or check website for Price

Attachment Size: 60" WORKING WIDTH

358005 (#IS0815-023-02)

Manufacturer: WORKSAVER INC.
Machine Size: SSL
Description: 60" Snow Pusher Skid Steer Mount, Steel edge std.

Call 770-908-9439 or check website for Price

Attachment Size: 60" WORKING WIDTH

358010 (#IS0816-023-02)

Manufacturer: WORKSAVER INC.
Machine Size: SSL
Description: 72" Snow Pusher Skid Steer Mount, Rubber edge std.

Call 770-908-9439 or check website for Price

Attachment Size: 6' WORKING WIDTH

358015 (#IS0817-023-02)

Manufacturer: WORKSAVER INC.
Machine Size: SSL
Description: 72" Snow Pusher Skid Steer Mount, Steel edge std.

Call 770-908-9439 or check website for Price

Attachment Size: 6' WORKING WIDTH

358020 (#IS0818-023-02)

Manufacturer: WORKSAVER INC.
Machine Size: SSL
Description: 84" Snow Pusher Skid Steer Mount, Rubber edge std.

Call 770-908-9439 or check website for Price

Attachment Size: 7' WORKING WIDTH

358025 (#IS0819-023-02)

Manufacturer: WORKSAVER INC.
Machine Size: SSL
Description: 84" Snow Pusher Skid Steer Mount, Steel edge std.

Call 770-908-9439 or check website for Price

Attachment Size: 7' WORKING WIDTH

358030 (#IS0820-023-02)

Manufacturer: WORKSAVER INC.
Machine Size: TRACTOR
Description: 60" Snow Pusher for JD 200/300/400 series loaders, Rubber edge std.

Call 770-908-9439 or check website for Price

Attachment Size: 60" WORKING WIDTH

358035 (#IS0821-023-02)

Manufacturer: WORKSAVER INC.
Machine Size: TRACTOR
Description: 60" Snow Pusher for JD 200/300/400 series loaders, Steel edge std.

Call 770-908-9439 or check website for Price

Attachment Size: 60" WORKING WIDTH

358040 (#IS0822-023-02)

Manufacturer: WORKSAVER INC.
Machine Size: TRACTOR
Description: 72" Snow Pusher for JD 200/315/400 series loaders, Rubber edge std.

Call 770-908-9439 or check website for Price

Attachment Size: 6' WORKING WIDTH

358045 (#IS0823-023-02)**Manufacturer** WORKSAVER INC.**Machine Size:** TRACTOR**Description:** 72" Snow Pusher for JD 200/315/400 series loaders, Steel edge std.

Call 770-908-9439 or check website for Price

Attachment Size: 6' WORKING WIDTH**358050 (#IS0824-023-02)****Manufacturer** WORKSAVER INC.**Machine Size:** TRACTOR**Description:** 84" Snow Pusher for JD 200/300/400 series loaders, Rubber edge std.

Call 770-908-9439 or check website for Price

Attachment Size: 7' WORKING WIDTH**358055 (#IS0825-023-02)****Manufacturer** WORKSAVER INC.**Machine Size:** TRACTOR**Description:** 84" Snow Pusher for JD 200/300/400 series loaders, Steel edge std.

Call 770-908-9439 or check website for Price

Attachment Size: 7' WORKING WIDTH**358060 (#IS0836-023-02)****Manufacturer** WORKSAVER INC.**Machine Size:** SSL**Description:** 8-ft Snow Pusher (36-Series) Skid Steer mount. Rubber edge std.

Call 770-908-9439 or check website for Price

Attachment Size: 96" WORKING WIDTH**358070 (#IS0838-023-02)****Manufacturer** WORKSAVER INC.**Machine Size:** TRACTOR**Description:** 8-ft Snow Pusher (36-Series) JD 400/525 mount. Rubber edge std.

Call 770-908-9439 or check website for Price

Attachment Size: 96" WORKING WIDTH**358080 (#IS0840-023-02)****Manufacturer** WORKSAVER INC.**Machine Size:** TRACTOR**Description:** 8-ft Snow Pusher (36-Series) Euro/Global Mount Rubber edge

Call 770-908-9439 or check website for Price

Attachment Size: 96" WORKING WIDTH**358090 (#IS0837-023-02)****Manufacturer** WORKSAVER INC.**Machine Size:** SSL**Description:** 10-ft Snow Pusher (36-Series) Skid Steer mount. Rubber edge

Call 770-908-9439 or check website for Price

Attachment Size: 120" WORKING WIDTH**358100 (#IS0839-023-02)****Manufacturer** WORKSAVER INC.**Machine Size:** TRACTOR**Description:** 10-ft Snow Pusher (36-Series) JD 400/525 mount. Rubber edge std.

Call 770-908-9439 or check website for Price

Attachment Size: 120" WORKING WIDTH**358110 (#IS0841-023-02)****Manufacturer** WORKSAVER INC.**Machine Size:** TRACTOR**Description:** 10-ft Snow Pusher (36-Series) Euro/Global mount Rubber edge

Call 770-908-9439 or check website for Price

Attachment Size: 120" WORKING WIDTH**358130 (#IS0842-023-02)****Manufacturer** WORKSAVER INC.**Machine Size:** TRACTOR**Description:** 8-Ft Blade Back Snow Pusher (36-Series) with Rubber Cutting Edge. Allows brackets to be welded on**MUST SPECIFY MOUNT**

Call 770-908-9439 or check website for Price

Attachment Size: 96" WORKING WIDTH**358135 (#IS0843-023-02)****Manufacturer** WORKSAVER INC.**Machine Size:** TRACTOR**Description:** 10-Ft Blade Back Snow Pusher (36-Series) with Rubber Cutting Edge. Allows brackets to be welded-on.**MUST SPECIFY MOUNT**

Call 770-908-9439 or check website for Price

Attachment Size: 120" WORKING WIDTH

358140 (#IS0844-023-02)



Manufacturer: WORKSAVER INC.
Machine Size: TRACTOR
Description: 8-ft Bucket Mount (chain-on) Snow Pusher (36-Series) w/ Rubber Cutting Edge.

Call 770-908-9439 or check website for Price

Attachment Size: 96" WORKING WIDTH

358150 (#IS0845-023-02)



Manufacturer: WORKSAVER INC.
Machine Size: TRACTOR
Description: 10-ft Bucket Mount (chain-on) Snow Pusher (36-Series) w/ Rubber Cutting Edge.

Call 770-908-9439 or check website for Price

Attachment Size: 120" WORKING WIDTH

358160 (#IS0797-023-02)



Manufacturer: WORKSAVER INC.
Machine Size: TRACTOR
Description: 4-ft 20-series snow pusher w/rubber edge skid steer mount

Call 770-908-9439 or check website for Price

Attachment Size: 48" WORKING WIDTH

358165 (#IS0798-023-02)



Manufacturer: WORKSAVER INC.
Machine Size: TRACTOR
Description: 4-ft 20-series snow pusher w/metal edge skid steer mount

Call 770-908-9439 or check website for Price

Attachment Size: 48" WORKING WIDTH

358170 (#IS0799-023-02)



Manufacturer: WORKSAVER INC.
Machine Size: TRACTOR
Description: 5-ft 20-series snow pusher w/rubber edge skid steer mount

Call 770-908-9439 or check website for Price

Attachment Size: 60" WORKING WIDTH

358175 (#IS0800-023-02)



Manufacturer: WORKSAVER INC.
Machine Size: TRACTOR
Description: 5-ft 20-series snow pusher w/metal edge skid steer mount

Call 770-908-9439 or check website for Price

Attachment Size: 60" WORKING WIDTH

358180 (#IS0801-023-02)



Manufacturer: WORKSAVER INC.
Machine Size: TRACTOR
Description: 4-ft 20-series pusher w/John Deere mount (200/300/D120/H120/H130) w/rubber cutting edge

Call 770-908-9439 or check website for Price

Attachment Size: 48" WORKING WIDTH

358185 (#IS0802-023-02)



Manufacturer: WORKSAVER INC.
Machine Size: TRACTOR
Description: 4-ft 20-series pusher w/John Deere mount (200/300/D120/H120/H130) w/metal cutting edge

Call 770-908-9439 or check website for Price

Attachment Size: 48" WORKING WIDTH

358190 (#IS0803-023-02)



Manufacturer: WORKSAVER INC.
Machine Size: TRACTOR
Description: 5-ft 20-series pusher w/John Deere mount (200/300/D120/H120/H130) w/rubber cutting edge

Call 770-908-9439 or check website for Price

Attachment Size: 60" WORKING WIDTH

358195 (#IS0804-023-02)



Manufacturer: WORKSAVER INC.
Machine Size: TRACTOR
Description: 5-ft 20-series pusher w/John Deere mount (200/300/D120/H120/H130) w/metal cutting edge

Call 770-908-9439 or check website for Price

Attachment Size: 60" WORKING WIDTH

360070 (#IS0766-023-02)



Manufacturer: WORKSAVER INC.
Machine Size: SSL
Description: H.D. 9-ft. snow blade for skid steer loaders. 5 degree lateral oscillation. Hydraulic angle adj. With cross-over relief valve standard. 27" high moldboard.

Call 770-908-9439 or check website for Price

Attachment Size: 108" WORKING WIDTH

360075 (#IS0767-023-02)**Manufacturer:** WORKSAVER INC.**Machine Size:** TRACTOR**Description:**

H.D. 9-ft. snow blade for tractor front loaders. 5 degree lateral oscillation. Hydraulic angle adj. With cross-over relief valve standard. 27" high moldboard.**MUST SPECIFY MOUNT**

Call 770-908-9439 or check website for Price**Attachment Size:** 108" WORKING WIDTH**360078 (#IS0768-023-02)****Manufacturer:** WORKSAVER INC.**Machine Size:** TRACTOR**Description:**

H.D. 9-ft. snow blade for tractor front loaders with the Global / Euro carrier system. 5 degree lateral oscillation and hydraulic angle adjustment with crossover relief valve standard equipment.

Call 770-908-9439 or check website for Price**Attachment Size:** 108" WORKING WIDTH**360080 (#IS0770-023-02)****Manufacturer:** WORKSAVER INC.**Machine Size:** SSL**Description:**

H.D. 7.5-ft. snow blade for skid steer loaders. 5 degree lateral oscillation. Manual angle adj. Standard. 27" high moldboard.

Call 770-908-9439 or check website for Price**Attachment Size:** 90" WORKING WIDTH**360085 (#IS0772-023-02)****Manufacturer:** WORKSAVER INC.**Machine Size:** TRACTOR**Description:**

H.D. 7.5-ft. snow blade for tractor front loaders. 5 degree lateral oscillation. Manual angle adj. Standard. 27" high moldboard.**MUST SPECIFY MOUNT**

Call 770-908-9439 or check website for Price**Attachment Size:** 90" WORKING WIDTH**360090 (#IS0773-023-02)****Manufacturer:** WORKSAVER INC.**Machine Size:** TRACTOR**Description:**

H.D. 7.5-ft. snow blade for tractor front loaders with the Global / Euro carrier system. 5 degree lateral oscillation and manual angle adjustment standard equipment.

Call 770-908-9439 or check website for Price**Attachment Size:** 90" WORKING WIDTH**360100 (#IS0776-023-02)****Manufacturer:** WORKSAVER INC.**Machine Size:** TRACTOR**Description:**

5-ft.x 21" Snow Blade for compact tractors 40 hp and less with "Universal" Quick Attach.

Call 770-908-9439 or check website for Price**Attachment Size:** 60" WORKING WIDTH**360130 (#IS0779-023-02)****Manufacturer:** WORKSAVER INC.**Machine Size:** TRACTOR**Description:**

6-ft. x 21" Snow Blade for compact tractors 40 hp and less with "Universal" Quick Attach.

Call 770-908-9439 or check website for Price**Attachment Size:** 6' WORKING WIDTH**360140 (#IS0777-023-02)****Manufacturer:** WORKSAVER INC.**Machine Size:** TRACTOR**Description:**

5-ft.x 21" Snow Blade for compact tractors 40 hp and less. **MUST SPECIFY MOUNT**

Call 770-908-9439 or check website for Price**Attachment Size:** 60" WORKING WIDTH**360160 (#IS0780-023-02)****Manufacturer:** WORKSAVER INC.**Machine Size:** TRACTOR**Description:**

6-ft.x 21" Snow Blade for compact tractors 40 hp and less.**MUST SPECIFY MOUNT**

Call 770-908-9439 or check website for Price**Attachment Size:** 6' WORKING WIDTH**360250 (#IS0778-023-02)****Manufacturer:** WORKSAVER INC.**Machine Size:** TRACTOR**Description:**

5-ft 21" Snow Blade for JD compact tractors equipped with JD 200, 300 or 400 series loaders (not compatible with 240,257.25,260,278.25)

Call 770-908-9439 or check website for Price**Attachment Size:** 60" WORKING WIDTH

360255 (#IS0781-023-02)



Manufacturer: WORKSAVER INC.

Machine Size: TRACTOR

Description: 6-ft 21" Snow Blade for JD compact tractors equipped with JD 200, 300 or 400 series loaders (not compatible with 240,257.25,260,278.25)

Call 770-908-9439 or check website for Price

Attachment Size: 6' WORKING WIDTH

360270 (#IS0774-023-02)



Manufacturer: WORKSAVER INC.

Machine Size: TRACTOR

Description: H.D. 7.5-ft. snow blade for JD 400/525 series front loaders. 5 degree lateral oscillations and man. Angle adj. St. 27" high moldboard

Call 770-908-9439 or check website for Price

Attachment Size: 90" WORKING WIDTH

360275 (#IS0769-023-02)



Manufacturer: WORKSAVER INC.

Machine Size: TRACTOR

Description: HD 9-ft Snow Blade for JD 400/525 Series loaders, 5 degree lateral oscillation w/ hyd. Angle adj. W/ crossover relief valve, 27" high moldboard

Call 770-908-9439 or check website for Price

Attachment Size: 108" WORKING WIDTH

360280 (#IS0783-023-02)



Manufacturer: WORKSAVER INC.

Machine Size: TRACTOR

Description: 5 ft. Clamp-on snow blade for compact tractors. Uses chain & turnbuckle system 21" high moldboard

Call 770-908-9439 or check website for Price

Attachment Size: 60" WORKING WIDTH

360290 (#IS0784-023-02)



Manufacturer: WORKSAVER INC.

Machine Size: TRACTOR

Description: 6 ft. Clamp-on snow blade for compact tractors. Uses chain & turnbuckle system 21" high moldboard

Call 770-908-9439 or check website for Price

Attachment Size: 6' WORKING WIDTH

SOD UNROLLER MINI SKID STEER

19226 (#IS1743-025-34)



Manufacturer: PALADIN

Machine Size: MINI

Description: MINI SOD UNROLLER UNIVERSAL MOUNT**PLUG AND PLAY**

Call 770-908-9439 or check website for Price

WEIGHT: 260LBS

Attachment Size: 24" TO 36" WIDE

MSUTORRO (#IS3766-023-50)



Manufacturer: MARTATCH

Machine Size: MINI

Description: MINI Skid Steer Sod UnRoller
Rolls of sod up to 48" wide and 60" in diameter.
Requires fiber or plastic cored rolls.

Call 770-908-9439 or check website for Price

Attachment Size: 48"-60" WORKING WIDTH

SOD UNROLLER SKID STEER

MSUUQA (#IS3715-023-50)



Manufacturer: MARTATCH

Machine Size: SSL

Description: Skid Steer Sod Roller
Rolls of sod up to 48" wide and 60" in diameter.
Requires fiber or plastic cored rolls.

Call 770-908-9439 or check website for Price

Attachment Size: 48"-60" WORKING WIDTH

SPRAYERS

150 gallon tank 3pt hitch (21' boom) (#IS1594-035-23)



Manufacturer: DEMCO

Machine Size:

Description: 150 gallon tank 3pt hitch (21' boom)

Call 770-908-9439 or check website for Price

Attachment Size: 150 GAL/21' BOOM

1200 Gallon SideQuest Side Mount (#IS1739-035-23)



Manufacturer: DEMCO
Machine Size:
Description: 1200 Gallon SideQuest Side Mount

Call 770-908-9439 or check website for Price

Attachment Size: 1200 GALLON

1200 Gallon SideQuest Sprayer 80'/90' Boom (#IS1604-035-23)



Manufacturer: DEMCO
Machine Size:
Description: 1200 Gallon SideQuest Sprayer 80'/90' Boom

Call 770-908-9439 or check website for Price

Attachment Size: 1200 GAL/90' BOOM

3-PTHD-110 HS (#IS3815-023-18)



Manufacturer: BIG JOHN MANUFACTURING CO.
Machine Size:
Description: 3-PT MIST BLOWER 110 GALLON POLY TANK

Call 770-908-9439 or check website for Price

Attachment Size:

3-PTHD-55 HS (#IS1560-023-18)



Manufacturer: BIG JOHN MANUFACTURING CO.
Machine Size:
Description: 3-PT MIST BLOWER 55 GALLON POLY TANK

Call 770-908-9439 or check website for Price

Attachment Size:

300 GALLON PULL TYPE SPRAYER (with 30' boom) (#IS1602-035-23)



Manufacturer: DEMCO
Machine Size:
Description: 300 GALLON PULL TYPE SPRAYER (with 30' boom)

Call 770-908-9439 or check website for Price

Attachment Size: 30 GAL/30' BOOM

500 Gallon Tandem Axle 45' or 60' Boom (#IS1603-035-23)




Manufacturer: DEMCO
Machine Size:
Description: 500 Gallon Tandem Axle 45' or 60' Boom

Call 770-908-9439 or check website for Price

Attachment Size: 500 GAL/60' BOOM

RM 600 Gallon (#IS1904-035-23)



Manufacturer: DEMCO
Machine Size:
Description: 600 GALLON REAR MOUNT SPRAYER

Call 770-908-9439 or check website for Price

Attachment Size: 600 GALLON

RMLE 300 (#IS1901-035-23)



Manufacturer: DEMCO
Machine Size:
Description: 300 GALLON REAR MOUNT SPRAYER

Call 770-908-9439 or check website for Price

Attachment Size: 300 GALLON

RMLE 400 (#IS1902-035-23)



Manufacturer: DEMCO
Machine Size:
Description: 400 GALLON REAR MOUNT SPRAYER

Call 770-908-9439 or check website for Price

Attachment Size: 400 GALLON

RMLE 500 (#IS1903-035-23)



Manufacturer: DEMCO
Machine Size:
Description: 500 GALLON REAR MOUNT SPRAYER

Call 770-908-9439 or check website for Price

Attachment Size: 500 GALLON

SPREADER POLY HOPPER

XT24 (#IS4774-000-71)



Manufacturer: TEAGLE
Machine Size: TRACTOR
Description: TEAGLE XT24 POLY HOPPER SPREADER

Call 770-908-9439 or check website for Price

WEIGHT: 408 LBS
Attachment Size: 1400 LBS

XT24B (#IS4775-000-71)



Manufacturer: TEAGLE
Machine Size: TRACTOR
Description: TEAGLE XT24 POLY HOPPER SPREADER WITH ***BAND SPREADING KIT***

Call 770-908-9439 or check website for Price

WEIGHT: 408 LBS
Attachment Size: 1400 LBS

XT48 (#IS4776-000-71)



Manufacturer: TEAGLE
Machine Size: TRACTOR
Description: TEAGLE XT48 POLY HOPPER SPREADER Twin Disc Fertilizer Spreader with hydraulic shutter control and hopper sieve

Call 770-908-9439 or check website for Price

WEIGHT: 598 LBS
Attachment Size: 2950 LBS

XT48B (#IS4777-000-71)



Manufacturer: TEAGLE
Machine Size: TRACTOR
Description: TEAGLE XT48 POLY HOPPER SPREADER Twin Disc Fertilizer Spreader with hydraulic shutter control and hopper sieve. WITH ***BAND SPREADING KIT***

Call 770-908-9439 or check website for Price

WEIGHT: 598 LBS
Attachment Size: 2950 LBS

SPREADER SKID STEER

750-3pt/629/248 (#IS4053-023-27)



Manufacturer: HERD SEEDER CO. INC
Machine Size: SSL
Description: SEED SPREADER FOR SKID STEER LOADERS

Call 770-908-9439 or check website for Price

Attachment Size: 750LB

750SSS (#IS0058-023-27)



Manufacturer: HERD SEEDER CO. INC
Machine Size: SSL
Description: SALT/SAND SPREADER FOR SKID STEER LOADERS

Call 770-908-9439 or check website for Price

Attachment Size: 750LB

SPREADER TRACTOR 3PT HITCH

1200C (#IS0053-023-27)



Manufacturer: HERD SEEDER CO. INC
Machine Size: 3PT
Description: PTO BROADCAST SEEDER/SPREADER - 16 BUSHEL

Call 770-908-9439 or check website for Price

Attachment Size: 1200LB

1200S (#IS0057-023-27)



Manufacturer: HERD SEEDER CO. INC
Machine Size: SSL
Description: SALT/SAND SPREADER

Call 770-908-9439 or check website for Price

Attachment Size: 1200LB

2440 (#IS0054-023-27)



Manufacturer: HERD SEEDER CO. INC
Machine Size: 3PT
Description: PTO BROADCAST SEEDER/SPREADER - 32 BUSHEL

Call 770-908-9439 or check website for Price

Attachment Size: 2440LB

420700 (#IS2276-023-02)



Manufacturer: WORKSAVER INC.
Machine Size: CAT I
Description: 3-PT. PTO Driven Seeder/Spreader

Call 770-908-9439 or check website for Price

Attachment Size: 480LBS CAPACITY

420800 (#IS2277-023-02)



Manufacturer: WORKSAVER INC.
Machine Size: CAT I
Description: 3-PT. PTO Driven Seeder/Spreader

Call 770-908-9439 or check website for Price

Attachment Size: 900LBS CAPACITY

5.5 (#IS0055-023-27)



Manufacturer: HERD SEEDER CO. INC
Machine Size: 3PT
Description: SALT/SAND SPREADER

Call 770-908-9439 or check website for Price

Attachment Size: 550LB

550-3PT (#IS0051-023-27)



Manufacturer: HERD SEEDER CO. INC
Machine Size: 3PT
Description: PTO BROADCAST SEEDER/SPREADER - 5 BUSHEL

Call 770-908-9439 or check website for Price

Attachment Size: 550LB

750-3PT (#IS0052-023-27)



Manufacturer: HERD SEEDER CO. INC
Machine Size: 3PT
Description: PTO BROADCAST SEEDER/SPREADER - 9.6 BUSHEL

Call 770-908-9439 or check website for Price

Attachment Size: 750LB

750S (#IS0056-023-27)



Manufacturer: HERD SEEDER CO. INC
Machine Size: SSL
Description: SALT/SAND SPREADER

Call 770-908-9439 or check website for Price

Attachment Size: 750LB

I-258 (#IS0049-023-27)



Manufacturer: HERD SEEDER CO. INC
Machine Size: 3PT/ATV/UTV
Description: ELECTRIC BROADCAST SEEDER - 2.5 BUSHEL

Call 770-908-9439 or check website for Price

Attachment Size: 192LB

M-12 (#IS0050-023-27)



Manufacturer: HERD SEEDER CO. INC
Machine Size: 3PT
Description: PTO BROADCAST SEEDER/SPREADER - 2.58 BUSHEL (192#)

Call 770-908-9439 or check website for Price

Attachment Size: 192LB

SCP2011 (#IS0059-023-27)



Manufacturer: HERD SEEDER CO. INC
Machine Size: SSL
Description: SCOOP-N-SPREAD SALT/SAND SPREADER FOR SKID STEERS

Call 770-908-9439 or check website for Price

Attachment Size: 750LB

SPREADER UTV/ATV

GT-77-ATV (#IS0048-023-27)



Manufacturer: HERD SEEDER CO. INC
Machine Size: ATV/UTV
Description: ELECTRIC BROADCAST SEEDER - 1.2 BUSHEL

Call 770-908-9439 or check website for Price

Attachment Size: 77LB

STAINLESS STEEL

SL10SS/830258) (#IS4016-000-65)



Manufacturer: PEQUEA
Machine Size: TRACTOR
Description: SL10 LIME SPREADER WITH 21.5L x 16.1 x 10-Ply Tires STAINLESS STEEL

Call 770-908-9439 or check website for Price

WEIGHT 6000 LBS

Attachment Size: 10 TON

SL6SS (#IS4015-000-65)



Manufacturer: PEQUEA
Machine Size: TRACTOR
Description: SL6 LIME SPREADER WITH 12.5L x 15 x 12 Ply Tires STAINLESS STEEL

Call 770-908-9439 or check website for Price

WEIGHT: 4000 LBS
Attachment Size: 6 TON

STATIONARY HONDA ENGINE

590HS (FKC) (#IS1833-000-14)



Manufacturer: ANDERSON
Machine Size: MINIMUM 65HP
Description: 590HS FARM KING COMBO

Call 770-908-9439 or check website for Price

Attachment Size: 75 BALES PER HOUR Up to 6' TALL BALE

680 HS (FKC) (#IS1742-000-14)



Manufacturer: ANDERSON
Machine Size: MINIMUM 65HP
Description: 680 HS SINGLE BALE WRAPPER

Call 770-908-9439 or check website for Price

Attachment Size: 75 BALES PER HOUR Up to 6' TALL BALE

RB 600E (ENGINE) (#IS1577-000-14)



Manufacturer: ANDERSON
Machine Size: Stationary
Description: RB 600E (ENGINE)

Call 770-908-9439 or check website for Price

Attachment Size: 40 BALES PER HOUR Up to 5' 6" TALL BALE

STATIONARY TRACTOR POWERED

BW150 (#IS4762-025-52)



Manufacturer: FARM KING
Machine Size: TRACTOR
Description: FARM KING BW 150 SINGLE BALE WRAPPER

Call 770-908-9439 or check website for Price

WEIGHT: 2100 LBS
Attachment Size: 48" X 48" BALES ONLY

RB 200 (#IS1354-000-14)



Manufacturer: ANDERSON
Machine Size: MINIMUM 55HP
Description: RB200 3PT

Call 770-908-9439 or check website for Price

Attachment Size: 30 BALES PER HOUR Up to 5' 6" TALL BALE

RB 500 (#IS1575-000-14)



Manufacturer: ANDERSON
Machine Size: MINIMUM 50HP
Description: RB 500

Call 770-908-9439 or check website for Price

Attachment Size: 40 BALES PER HOUR Up to 5' 6" TALL BALE

RB 600 (#IS1576-000-14)



Manufacturer: ANDERSON
Machine Size: MINIMUM 65HP
Description: RB 600

Call 770-908-9439 or check website for Price

Attachment Size: 40 BALES PER HOUR Up to 5' 6" TALL BALE

STEEL

SL10/(830258) (#IS4013-000-65)



Manufacturer: PEQUEA
Machine Size: TRACTOR
Description: SL10 LIME SPREADER WITH 21.5L x 16.1 x 10-Ply Tires

Call 770-908-9439 or check website for Price

WEIGHT: 6000 LBS
Attachment Size: 10 TON

SL6 (#IS4014-000-65)



Manufacturer: PEQUEA
Machine Size: TRACTOR
Description: SL6 LIME SPREADER WITH 12.5L x 15 x 12 Ply Tires

Call 770-908-9439 or check website for Price

WEIGHT: 4000 LBS
Attachment Size: 6 TON

STONE BURIERS AND BED FORMERS

LOTHAR 360 (#IS4481-000-66)



Manufacturer: CELLI
Machine Size: maximum horsepower: 280 HP
Description: LOTHAR DD Dual-drive Stone Burier
 OPTICAL ROLLER *OPTIONAL ****

Call 770-908-9439 or check website for Price

WEIGHT: 6404 LBS
Attachment Size: 11'.5" WORKING WIDTH

LOTHAR 400 (#IS4482-000-66)



Manufacturer: CELLI
Machine Size: maximum horsepower: 280 HP
Description: LOTHAR DD Dual-drive Stone Burier
 OPTICAL ROLLER *OPTIONAL ****

Call 770-908-9439 or check website for Price

WEIGHT: 6825 LBS
Attachment Size: 13'.5" WORKING WIDTH

LOTHAR 450 (#IS4483-000-66)




Manufacturer: CELLI
Machine Size: maximum horsepower: 280 HP
Description: LOTHAR DD Dual-drive Stone Burier
 OPTICAL ROLLER *OPTIONAL ****

Call 770-908-9439 or check website for Price

WEIGHT: 7068 LBS
Attachment Size: 15'.19" WORKING WIDTH

STRAW BLOWER SKID MOUNT

SB1300/910164/900254 (#IS2354-025-56)



Manufacturer: HARPER INDUSTRIES
Machine Size: Discharge 45 - 50 ft
Description: TOP FEED STRAW BLOWER WITH 6" X 30' Super Tough Hose AND Hose Adapter

Call 770-908-9439 or check website for Price

Attachment Size: 13hp Honda Engine

STRAW BLOWER TRACTOR MOUNTED

SB5400 (#IS2355-025-56)



Manufacturer: HARPER INDUSTRIES
Machine Size: PTO Powered
Description: SB5400 STRAW BLOWER PTO POWERED

Call 770-908-9439 or check website for Price

Attachment Size: 50 - 55 FT DISCHARGE

STRAW BLOWER TRAILER MOUNT

SB1300/914004/910164/900254 (#IS2356-025-56)



Manufacturer: HARPER INDUSTRIES
Machine Size: TRAILER MOUNTED
Description: TOP FEED STRAW BLOWER TRAILER MOUNTED WITH TRAILER,HOSE ADAPTER, & HOSE

Call 770-908-9439 or check website for Price

Attachment Size: 13hp Honda Engine 45-50 FT DISCHARGE

STUMP BUCKET SKID STEER

1SB15WT (#IS4412-000-69)



Manufacturer: CONSTRUCTION ATTACHMENTS
Machine Size: SSL
Description: Stump Bucket Xtreme Duty Attachment

Call 770-908-9439 or check website for Price

WEIGHT: 578 LBS
Attachment Size:

1SBGSXD50WT (#IS4248-000-69)




Manufacturer: CONSTRUCTION ATTACHMENTS
Machine Size: SSL
Description: STUMP BUCKET GRAPPLE SEVERE XTREME DUTY

Call 770-908-9439 or check website for Price

WEIGHT: 1008 LBS
Attachment Size:

MHSB-A (#IS2048-023-50)

Call 770-908-9439 or check website for Price



Manufacturer: MARTATCH
Machine Size: SSL
Description: EXTREME DUTY STUMP BUCKET

Attachment Size:

STUMP BUCKET TRACTOR

1SBWX15WT (#IS4584-000-69)

Call 770-908-9439 or check website for Price



Manufacturer: CONSTRUCTION ATTACHMENTS
Machine Size: TRACTOR SSL MOUNT
Description: Worx Duty Stump Bucket with Weld-on Teeth

WEIGHT 400 LBS

Attachment Size:

STUMP GRINDER EXCAVATOR

GXM350-X508/D000005 (#IS2033-023-17)

Call 770-908-9439 or check website for Price



Manufacturer: BAUMALIGHT
Machine Size: 3,000LBS-9,500LBS 12GPM-15GPM
Description: EXCAVATOR STUMP GRINDER (WITH MOUNT) NO HOSES **CASE DRAIN REQUIRED**MUST SPECIFY MOUNT

GPM 12-15

Attachment Size:

GXM350-X510/D000005 (#IS4616-023-17)

Call 770-908-9439 or check website for Price



Manufacturer: BAUMALIGHT
Machine Size: 3,000LBS-9,500LBS 12GPM-25GPM
Description: EXCAVATOR STUMP GRINDER (WITH MOUNT) NO HOSES **CASE DRAIN REQUIRED**MUST SPECIFY MOUNT

GPM 12-25

Attachment Size:

GXM350-X530/D000005 (#IS4617-023-17)

Call 770-908-9439 or check website for Price



Manufacturer: BAUMALIGHT
Machine Size: 3,000LBS-9,500LBS 15GPM-30GPM
Description: EXCAVATOR STUMP GRINDER (WITH MOUNT) NO HOSES **CASE DRAIN REQUIRED**MUST SPECIFY MOUNT

GPM 15-30

Attachment Size:

GXM550-X508/D000008 (#IS2034-023-17)

Call 770-908-9439 or check website for Price



Manufacturer: BAUMALIGHT
Machine Size: 7,000LBS-16,000LBS 12GPM-15GPM
Description: EXCAVATOR STUMP GRINDER (WITH MOUNT) NO HOSES **CASE DRAIN REQUIRED**MUST SPECIFY MOUNT

GPM 12-15

Attachment Size:

GXM550-X510/D000008 (#IS4618-023-17)

Call 770-908-9439 or check website for Price



Manufacturer: BAUMALIGHT
Machine Size: 7,000LBS-16,000LBS 12GPM-25GPM
Description: EXCAVATOR STUMP GRINDER (WITH MOUNT) NO HOSES **CASE DRAIN REQUIRED**MUST SPECIFY MOUNT

GPM 12-25

Attachment Size:

GXM550-X530/D000008 (#IS4619-023-17)

Call 770-908-9439 or check website for Price



Manufacturer: BAUMALIGHT
Machine Size: 7,000LBS-16,000LBS 15GPM-30GPM
Description: EXCAVATOR STUMP GRINDER (WITH MOUNT) NO HOSES **CASE DRAIN REQUIRED**MUST SPECIFY MOUNT

GPM 15-30

Attachment Size:

GXM750-X540/D000015 (#IS2035-023-17)

Call 770-908-9439 or check website for Price



Manufacturer: BAUMALIGHT
Machine Size: 14,000LBS-36,000LBS 20GPM-35GPM
Description: EXCAVATOR STUMP GRINDER (WITH MOUNT) NO HOSES **CASE DRAIN REQUIRED**MUST SPECIFY MOUNT

GPM 20-335

Attachment Size:

GXM750-X550/D000015 (#IS4620-023-17)



Manufacturer: BAUMALIGHT
Machine Size: 14,000LBS-36,000LBS 25GPM-40GPM
Description: EXCAVATOR STUMP GRINDER (WITH MOUNT) NO HOSES **CASE DRAIN REQUIRED**MUST SPECIFY MOUNT

Call 770-908-9439 or check website for Price

GPM: 25-40

Attachment Size:

GXM750-X570/D000015 (#IS4621-023-17)



Manufacturer: BAUMALIGHT
Machine Size: 14,000LBS-36,000LBS 30GPM-50GPM
Description: EXCAVATOR STUMP GRINDER (WITH MOUNT) NO HOSES **CASE DRAIN REQUIRED**MUST SPECIFY MOUNT

Call 770-908-9439 or check website for Price

GPM: 30-50

Attachment Size:

RSX380/D002771/D00005 (#IS1811-023-17)




Manufacturer: BAUMALIGHT
Machine Size: 6,000LBS MAX EXCAVATOR
Description: EXCAVATOR LOG SPLITTER (WITH MOUNT AND PINS) NO HOSES 2" Hex 20" dia. 4-knife stump planer**MUST SPECIFY MOUNT

Call 770-908-9439 or check website for Price

Attachment Size:

RSX580/D002771/D00008 (#IS1812-023-17)



Manufacturer: BAUMALIGHT
Machine Size: 16,000LB MAX EXCAVATOR
Description: EXCAVATOR LOG SPLITTER (WITH MOUNT AND PINS) NO HOSES 2" Hex 20" dia. 4-knife stump planer**MUST SPECIFY MOUNT

Call 770-908-9439 or check website for Price

Attachment Size:

STUMP GRINDER EXTERNAL CONTROL VALVE

S1050 (#IS2032-023-17)



Manufacturer: BAUMALIGHT
Machine Size: TRACTOR
Description: TRACTOR MODEL EXTERNAL CONTROL VALVE-Hydraulic valve kit for all 3P models. For use when tractor has only one set of remotes.

Call 770-908-9439 or check website for Price

Attachment Size:

STUMP GRINDER MINI SKID STEER

101865/101868/101874/101876 (#IS2229-025-34)



Manufacturer: PALADIN
Machine Size: MINI 8GPM-11GPM
Description: MINI STUMP GRINDER **PLUG AND PLAY**

Call 770-908-9439 or check website for Price

GPM: 8-11

Attachment Size: MINI STUMP GRINDER

S14-S250/D001126 (#IS3295-023-17)



Manufacturer: BAUMALIGHT
Machine Size: MINI 10GPM-15GPM
Description: S14 MINI STUMP GRINDER

Call 770-908-9439 or check website for Price

GPM: 10-15

Attachment Size:

S14-S250/D001943 (#IS4032-023-17)



Manufacturer: BAUMALIGHT
Machine Size: MINI 10GPM-15GPM
Description: S14 MINI STUMP GRINDER (BOBCAT MOUNT)

Call 770-908-9439 or check website for Price

GPM: 10-15

Attachment Size: BOBCAT

S14-S250/D003504 (#IS4035-023-17)



Manufacturer: BAUMALIGHT
Machine Size: MINI 10GPM-15GPM
Description: S14 MINI STUMP GRINDER (ASV & TEREX RC30 & PT30 SKID STEER PLATE)

Call 770-908-9439 or check website for Price

GPM: 10-15

Attachment Size: RC30 & PT30

S14-S450/D001126 (#IS1518-023-17)



Manufacturer: BAUMALIGHT
Machine Size: MINI 10GPM-22GPM
Description: S14 MINI STUMP GRINDER

Call 770-908-9439 or check website for Price

GPM: 10-22

Attachment Size: MINI

**Prices subject to change at anytime..call for most up-to-date pricing.

S14-S450/D001943 (#IS4034-023-17)



Manufacturer: BAUMALIGHT
Machine Size: MINI 10GPM-22GPM
Description: S14 MINI STUMP GRINDER (BOBCAT MOUNT)

Call 770-908-9439 or check website for Price

GPM: 10-22
Attachment Size: BOBCAT

S14-S450/D003504 (#IS4037-023-17)



Manufacturer: BAUMALIGHT
Machine Size: MINI 10GPM-22GPM
Description: S14 MINI STUMP GRINDER (ASV & TEREX RC30 & PT30 SKID STEER PLATE)

Call 770-908-9439 or check website for Price

GPM: 10-22
Attachment Size: RC30 & PT30

S16-S508 (#IS4795-023-17)



Manufacturer: BAUMALIGHT
Machine Size: MINI 12GPM-20GPM
Description: S16 MINI STUMP GRINDER****12-VOLT ELECTRIC ACTUATOR POWERED SWING****

Call 770-908-9439 or check website for Price

GPM: 12-20
Attachment Size:

S18-S450/D001126 (#IS2030-023-17)



Manufacturer: BAUMALIGHT
Machine Size: MINI 12GPM-22GPM
Description: S18 MINI STUMP GRINDER

Call 770-908-9439 or check website for Price

GPM: 12-22
Attachment Size: MINI

S18-S450/D001943 (#IS2031-023-17)



Manufacturer: BAUMALIGHT
Machine Size: MINI 12GPM-22GPM
Description: S18 MINI STUMP GRINDER (BOBCAT MOUNT)

Call 770-908-9439 or check website for Price

GPM: 12-22
Attachment Size: BOBCAT

STUMP GRINDER SKID STEER HIGH FLOW

100320/100418/10207/104367 (#IS3417-025-34)**



Manufacturer: PALADIN
Machine Size: SSL
Description: PALADIN STUMP GRINDER***Independent Controls (power from battery connection***

Call 770-908-9439 or check website for Price

GPM: 29-44
Attachment Size:

S28-S645 (#IS4709-023-17)



Manufacturer: BAUMALIGHT
Machine Size: SSL 22GPM-32GPM
Description: STUMP GRINDER

Call 770-908-9439 or check website for Price

GPM: 20-40
Attachment Size:

S40-S740 (#IS3394-023-17)



Manufacturer: BAUMALIGHT
Machine Size: SSL 30GPM-40GPM
Description: STUMP GRINDER COMMERCIAL**CASE DRAIN REQUIRED**MUST SPECIFY WIRE HARNESS***

Call 770-908-9439 or check website for Price

GPM: 30-40
Attachment Size:

S40-S740/D006386 (#IS4042-023-17)



Manufacturer: BAUMALIGHT
Machine Size: SSL 30GPM-40GPM
Description: STUMP GRINDER COMMERCIAL**CASE DRAIN REQUIRED**(Bobcat 7-pin CANBUS plug for Bobcat Skidsteers)

Call 770-908-9439 or check website for Price

GPM: 30-40
Attachment Size: BOBCAT WIRE PLUG

S40-S770 (#IS1523-023-17)



Manufacturer: BAUMALIGHT
Machine Size: SSL 35GPM-47GPM
Description: STUMP GRINDER COMMERCIAL**CASE DRAIN REQUIRED**MUST SPECIFY WIRE HARNESS***

Call 770-908-9439 or check website for Price

GPM: 35-47
Attachment Size:

**Prices subject to change at anytime..call for most up-to-date pricing.

S40-S770/D006386 (#IS4043-023-17)



Manufacturer: BAUMALIGHT
Machine Size: SSL 35GPM-47GPM
Description: STUMP GRINDER COMMERCIAL**CASE DRAIN REQUIRED**(Bobcat 7-pin CANBUS plug for Bobcat Skidsteers)

Call 770-908-9439 or check website for Price

GPM: 35-47
Attachment Size: BOBCAT WIRE PLUG

SC-50-H (#IS1113-023-45)



Manufacturer: SHAVER
Machine Size: 25GPM-40GPM SSL
Description: StumpBuster – Skid Loader Mount **PLUG AND PLAY**

Call 770-908-9439 or check website for Price

GPM: 25-40
Attachment Size:

STUMP GRINDER SKID STEER STANDARD FLOW

100319/101234/100984*/104367 (#IS3416-025-34)



Manufacturer: PALADIN
Machine Size: SSL
Description: PALADIN STUMP GRINDER***Independent Controls (power from battery connection***

Call 770-908-9439 or check website for Price

GPM: 16-23
Attachment Size:

S18-S450/D001127 (#IS1519-023-17)



Manufacturer: BAUMALIGHT
Machine Size: SSL 12GPM-22GPM
Description: STUMP GRINDER

Call 770-908-9439 or check website for Price

GPM: 12-22
Attachment Size:

S18-S450/D003504 (#IS4038-023-17)



Manufacturer: BAUMALIGHT
Machine Size: SSL 12GPM-22GPM
Description: STUMP GRINDER (ASV & TEREX RC30 & PT30 SKID STEER PLATE)

Call 770-908-9439 or check website for Price

GPM: 12-22
Attachment Size: RC30 & PT30

S18-S550/D001127 (#IS1520-023-17)



Manufacturer: BAUMALIGHT
Machine Size: SSL 12GPM-27GPM
Description: STUMP GRINDER

Call 770-908-9439 or check website for Price

GPM: 12-27
Attachment Size:

S18-S650/D001127 (#IS1521-023-17)



Manufacturer: BAUMALIGHT
Machine Size: SSL 25GPM-40GPM
Description: STUMP GRINDER

Call 770-908-9439 or check website for Price

GPM: 25-40
Attachment Size:

S24-S445 (#IS2621-023-17)



Manufacturer: BAUMALIGHT
Machine Size: SSL 20GPM-26GPM
Description: STUMP GRINDER

Call 770-908-9439 or check website for Price

GPM: 20-26
Attachment Size:

S24-S445/D006386 (#IS4041-023-17)



Manufacturer: BAUMALIGHT
Machine Size: SSL 20GPM-26GPM
Description: STUMP GRINDER (Bobcat 7-pin CANBUS plug for Bobcat Skidsteers)

Call 770-908-9439 or check website for Price

GPM: 20-26
Attachment Size: BOBCAT WIRE PLUG

S24-S545 (#IS3296-023-17)



Manufacturer: BAUMALIGHT
Machine Size: SSL 22GPM-32GPM
Description: STUMP GRINDER

Call 770-908-9439 or check website for Price

GPM: 22-32
Attachment Size:

**Prices subject to change at anytime..call for most up-to-date pricing.

S24-S545/D006386 (#IS4040-023-17)



Manufacturer: BAUMALIGHT
Machine Size: SSL 22GPM-32GPM
Description: STUMP GRINDER (Bobcat 7-pin CANBUS plug for Bobcat Skidsteers)

Call 770-908-9439 or check website for Price

GPM: 22-32
Attachment Size: BOBCAT WIRE PLUG

SC-25-H (#IS1110-023-45)



Manufacturer: SHAVER
Machine Size: 15GPM-25GPM SSL
Description: SKID STEER STUMP GRINDER **PLUG AND PLAY**

Call 770-908-9439 or check website for Price

GPM: 15-25
Attachment Size:

SC-30H (#IS1111-023-45)



Manufacturer: SHAVER
Machine Size: 16GPM-30GPM SSL
Description: StumpBuster – Skid Loader Mount**PLUG AND PLAY**

Call 770-908-9439 or check website for Price

WEIGHT: 650LBS
Attachment Size:

STUMP GRINDER TRACTOR

1P24 (#IS1515-023-17)



Manufacturer: BAUMALIGHT
Machine Size: 20HP-45HP
Description: STUMP GRINDER***Tractor must have hydrostatic drive***

Call 770-908-9439 or check website for Price

TRACTOR: HYDROSTATIC
Attachment Size:

1P24/D005735 (#IS3299-023-17)



Manufacturer: BAUMALIGHT
Machine Size: 20HP-45HP
Description: STUMP GRINDER***Tractor must have hydrostatic drive*** On subcompact tractors with short arms, the D005735 Extension kit is required. Before using the 1P24 Stump Grinder, you must first measure your compact tractor to see if you require our D005735 Extension kit

Call 770-908-9439 or check website for Price

TRACTOR: HYDROSTATIC
Attachment Size:

3P24 (#IS1516-023-17)



Manufacturer: BAUMALIGHT
Machine Size: 25HP-55HP
Description: STUMP GRINDER***REQUIRES TWO REMOTES*** OR ADD S1050 OPTION

Call 770-908-9439 or check website for Price

Attachment Size:

3P34 (#IS1517-023-17)



Manufacturer: BAUMALIGHT
Machine Size: 50HP-75HP
Description: STUMP GRINDER***REQUIRES TWO REMOTES*** OR ADD S1050 OPTION

Call 770-908-9439 or check website for Price

Attachment Size:

3P40 (#IS2622-023-17)



Manufacturer: BAUMALIGHT
Machine Size: 60HP-120HP
Description: STUMP GRINDER ****1000 RPM PTO*****REQUIRES TWO REMOTES*** OR ADD S1050 OPTION

Call 770-908-9439 or check website for Price

PTO: 1000 RPM
Attachment Size:

812200 (#IS0890-023-02)



Manufacturer: WORKSAVER INC.
Machine Size: 3PT 22HP-50HP
Description: 3-pt mounted PTO Driven Smooth Cut Stump Grinder. 26" Dia. Cutting wheel, carbide steel bolt in teeth. For Tractors of 22 – 50 hp w/cyl hoses 33 teeth

Call 770-908-9439 or check website for Price

Attachment Size:

812210 (#IS0891-023-02)



Manufacturer: WORKSAVER INC.
Machine Size: 3PT 45HP-85HP
Description: 3-pt mounted PTO Driven Smooth Cut Stump Grinder. 36" Dia. Cutting wheel, carbide steel bolt in teeth. For Tractors of 45 – 100 hp w/ cyl & hoses 42 teeth

Call 770-908-9439 or check website for Price

Attachment Size:

**Prices subject to change at anytime..call for most up-to-date pricing.

SC-25 (#IS1109-023-45)



Manufacturer: SHAVER
Machine Size: 15HP-35HP
Description: StumpBuster – 3-Point Mount

Call 770-908-9439 or check website for Price

Attachment Size:

SC-50 (#IS1112-023-45)



Manufacturer: SHAVER
Machine Size: 55HP-90HP
Description: StumpBuster – 3-Point Mount

Call 770-908-9439 or check website for Price

Attachment Size:

STUMP GRINDER WALK BEHIND

HGW30 (#IS2073-023-17)



Manufacturer: BAUMALIGHT
Machine Size: 30 HP - Kohler 999 cc
Description: ERASER HGW30 30HP Eraser Self-Propelled stump grinder 2WD

Call 770-908-9439 or check website for Price

Attachment Size:

WB44 (#IS1524-023-17)



Manufacturer: BAUMALIGHT
Machine Size: WALK BEHIND
Description: Walk Behind Stump Grinder

Call 770-908-9439 or check website for Price

Attachment Size:

STUMP PLANER SKID STEER

RSS380/D002771 (#IS1525-023-17)



Manufacturer: BAUMALIGHT
Machine Size: SSL 5000LBS MAX CARRIER WEIGHT
 15GPM-40GPM
Description: RSS380 - Planer - Skidsteer with 20" dia. 4-knife stump planner STUMP PLANER MODEL

Call 770-908-9439 or check website for Price

GPM 15-40

Attachment Size: 20" PLANER

RSS580/D002771 (#IS1526-023-17)



Manufacturer: BAUMALIGHT
Machine Size: SSL 6000LBS MAX CARRIER WEIGHT
 20GPM-45GPM
Description: RSS580 - Planer - Skidsteer with 20" dia. 4-knife stump planner STUMP PLANER MODEL

Call 770-908-9439 or check website for Price

GPM 20-45

Attachment Size: 20" PLANER

RSS780/D003381 (#IS1527-023-17)



Manufacturer: BAUMALIGHT
Machine Size: SSL 10,000LBS MAX CARRIER 20GPM-50GPM
Description: RSS780 - Planer - Skidsteer with 20" dia. 4-knife stump planner STUMP PLANER MODEL


Call 770-908-9439 or check website for Price

GPM 20-50

Attachment Size: 20" PLANER

STUMP PLANNER BITS SKIDSTEER

D002771 (#IS3917-023-17)

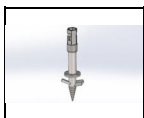


Manufacturer: BAUMALIGHT
Machine Size: SSL
Description: SMALL STUMP PLANER BIT

Call 770-908-9439 or check website for Price

Attachment Size: 2" HEX X 20" 4 KNIFE TREE REMOVER BLADE

D003218 (#IS3916-023-17)



Manufacturer: BAUMALIGHT
Machine Size: SSL
Description: SMALL STUMP PLANER BIT

Call 770-908-9439 or check website for Price

Attachment Size: 2" HEX X 8" TREE STUMP REMOVER

SUBSOILER TRACTOR

227 (#IS1690-023-32)



Manufacturer: NORTHSTAR ATTACHMENTS
Machine Size: 80HP MAX
Description: THREE SHANK V RIPPER STANDARD DUTY SERIES

Call 770-908-9439 or check website for Price

Attachment Size: 3 SHANK RIPPER

300 (#IS1704-023-32)



Manufacturer: NORTHSTAR ATTACHMENTS
Machine Size: MINIMUM 45HP
Description: SUBSOILER Single-Shank Ripper

Call 770-908-9439 or check website for Price

Attachment Size: ONE SHANK RIPPER

327 (#IS1691-023-32)



Manufacturer: NORTHSTAR ATTACHMENTS
Machine Size: 80HP MAX
Description: THREE SHANK V RIPPER STANDARD DUTY SERIES

Call 770-908-9439 or check website for Price

Attachment Size: 3 SHANK RIPPER

327HF (#IS3331-023-32)



Manufacturer: NORTHSTAR ATTACHMENTS
Machine Size: 80HP MAX
Description: THREE SHANK V RIPPER STANDARD DUTY SERIES Hard Faced Shanks

Call 770-908-9439 or check website for Price

Attachment Size: 3 SHANK RIPPER

334 (#IS1692-023-32)




Manufacturer: NORTHSTAR ATTACHMENTS
Machine Size: 140HP MAX
Description: THREE SHANK V RIPPER HEAVY DUTY SERIES V-Ripper, 3 - 34" shanks, Cat. 2 & 3 with 84" toolbar WEIGHS 850LB

Call 770-908-9439 or check website for Price

Attachment Size: 3 SHANK RIPPER

534 (#IS1985-023-32)

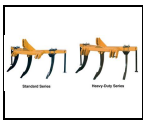


Manufacturer: NORTHSTAR ATTACHMENTS
Machine Size: 110HP-140HP
Description: FIVE SHANK V RIPPER HEAVY DUTY SERIES V-Ripper, 5 - 34" shanks, Cat. 2 & 3 with 144" toolbar WEIGHS 1700LB

Call 770-908-9439 or check website for Price

Attachment Size: 5 SHANK RIPPER

734 (#IS1693-023-32)



Manufacturer: NORTHSTAR ATTACHMENTS
Machine Size: 195HP MAX
Description: SEVEN SHANK V RIPPER HEAVY DUTY SERIES V-Ripper, 7 - 34" shanks, Cat. 2 & 3 with 144" toolbar 1-1/4" Parabolic WEIGHS 2880LB

Call 770-908-9439 or check website for Price

Attachment Size: 7 SHANK RIPPER

SWATH ROLLER

C1000SR/Y207 (#IS2554-025-52)



Manufacturer: FARM KING
Machine Size: TRACTOR
Description: 10' Swath Roller

Call 770-908-9439 or check website for Price

Attachment Size: 10' WORKING WIDTH

TEDDERS

802.013 (#IS1734-025-40)



Manufacturer: SITREX
Machine Size:
Description: ST-780H ROTARY TEDDER

Call 770-908-9439 or check website for Price

Attachment Size: 25'7" WORKING WIDTH

802.739 (#IS1731-025-40)




Manufacturer: SITREX
Machine Size:
Description: RT-3000 ROTARY TEDDER 10' PULL TYPE

Call 770-908-9439 or check website for Price

Attachment Size: 10' WORKING WIDTH

802.746 (#IS1595-025-40)




Manufacturer: SITREX
Machine Size:
Description: RT-5200H ROTARY TEDDER PULL TYPE

Call 770-908-9439 or check website for Price

Attachment Size: 17' HYDRUALIC FOLD PULL TYPE

802.747 (#IS2021-025-40)




Manufacturer: SITREX
Machine Size:
Description: RT-5200 17' SPRING FOLD

Call 770-908-9439 or check website for Price

Attachment Size: 17' WORKING WIDTH

802.788 (#IS1733-025-40)



Manufacturer: SITREX
Machine Size:
Description: RT-5800H ROTARY TEDDER

Call 770-908-9439 or check website for Price

Attachment Size: 19' HYDRAULIC FOLD PULL TYPE

802.796 (#IS2020-025-40)



Manufacturer: SITREX
Machine Size:
Description: RT-3000 ROTARY TEDDER 10' 3PT LIFT

Call 770-908-9439 or check website for Price

Attachment Size: 10' WORKING WIDTH

HT26X (#IS3974-000-65)



Manufacturer: PEQUEA
Machine Size: TRACTOR
Description: PEQUEA 26X TEDDER, 8' 8" WORKING WIDTH

Call 770-908-9439 or check website for Price

WEIGHT: 700 LBS
Attachment Size: 9' WORKING WIDTH

HT4102 (#IS3970-000-65)



Manufacturer: PEQUEA
Machine Size: TRACTOR
Description: PEQUEA HT4102 TEDDER, 18' 2" WORKING WIDTH

Call 770-908-9439 or check website for Price

WEIGHT: 1350 LBS
Attachment Size: 18' 2" WORKING WIDTH

HT46X (#IS3975-000-65)



Manufacturer: PEQUEA
Machine Size: TRACTOR
Description: PEQUEA 46X TEDDER, 17' WORKING WIDTH

Call 770-908-9439 or check website for Price

WEIGHT: 1235 LBS
Attachment Size: 17' WORKING WIDTH

HT6102 (#IS3971-000-65)



Manufacturer: PEQUEA
Machine Size: TRACTOR
Description: PEQUEA HT6102 TEDDER, 26.5' WORKING WIDTH

Call 770-908-9439 or check website for Price

WEIGHT: 3100 LBS
Attachment Size: 26' 6" WORKING WIDTH

HT6202 (#IS3972-000-65)



Manufacturer: PEQUEA
Machine Size: TRACTOR
Description: PEQUEA HT6202 TEDDER, 26.5' WORKING WIDTH

Call 770-908-9439 or check website for Price

WEIGHT: 2150 LBS
Attachment Size: 26' 6" WORKING WIDTH

HT66X (#IS3976-000-65)



Manufacturer: PEQUEA
Machine Size: TRACTOR
Description: PEQUEA 66X TEDDER, 24' WORKING WIDTH

Call 770-908-9439 or check website for Price

WEIGHT: 2070 LBS
Attachment Size: 24' WORKING WIDTH

HT8101 (#IS3973-000-65)



Manufacturer: PEQUEA
Machine Size: TRACTOR
Description: PEQUEA HT8101 TEDDER, 35' WORKING WIDTH

Call 770-908-9439 or check website for Price

WEIGHT: 4100 LBS
Attachment Size: 35' WORKING WIDTH

TEE POST DRIVER SKID STEER

40PD (#IS4565-035-15)



Manufacturer: ARROWHEAD ROCKDRILL
Machine Size: 1560LBS-2250LBS (4GPM-7GPM)

Description:

THE R40 TPD TEE POST DRIVER WILL DRIVE T-POSTS UP TO A O.D. PIPE UP TO A RATE OF 650-1100 BLOWS PER MINUTE. THIS TEE POST DRIVER CAN BE USED ON YOUR TRACTOR , SKID STEER, MINI EX. THE R40 TPD TEE POST DRIVER USES THE UNIVERSAL SKID STEER MOUNT TO MAKE IT EASY TO HOOK ON TO ANY HOST UNIT. THE R40 TPD IS THE FASTEST AND STRONGEST TEE POST DRIVER ON THE MARKET. THE TEE POST DRIVER COMES PLUG AND PLAY READY TO GO TO WORK.

Call 770-908-9439 or check website for Price

GPM: 4-7
Attachment Size: 200 FT LB CLASS

TEE POST DRIVER TRACTOR

40PD (#IS4564-035-15)



Manufacturer: ARROWHEAD ROCKDRILL
Machine Size: 1560LBS-2250LBS (4GPM-7GPM)

Description:

THE R40 TPD TEE POST DRIVER WILL DRIVE T-POSTS UP TO A " O.D. PIPE UP TO A RATE OF 650-1100 BLOWS PER MINUTE. THIS TEE POST DRIVER CAN BE USED ON YOUR TRACTOR , SKID STEER, MINI EX. THE R40 TPD TEE POST DRIVER USES THE UNIVERSAL SKID STEER MOUNT TO MAKE IT EASY TO HOOK ON TO ANY HOST UNIT. THE R40 TPD IS THE FASTEST AND STRONGEST TEE POST DRIVER ON THE MARKET. THE TEE POST DRIVER COMES PLUG AND PLAY READY TO GO TO WORK.

Call 770-908-9439 or check website for Price

GPM: 4-7
Attachment Size: 200 FT LB CLASS

THUMB HYDRAULIC WELD ON EXCAVATOR

1.5HMWO (#IS4044-034-54)



Manufacturer: NM ATTACHMENTS
Machine Size: 1500LBS-3000LBS
Description: MECHINICAL WELD ON EXCAVATOR THUMB

Call 770-908-9439 or check website for Price

Attachment Size:

1.5HWO (#IS2110-034-54)



Manufacturer: NM ATTACHMENTS
Machine Size: 1500LBS-3000LBS
Description: HYDRAULIC WELD ON EXCAVATOR THUMB

Call 770-908-9439 or check website for Price

Attachment Size: Hydraulic Weld ON

13HWO-2T (#IS2105-034-54)



Manufacturer: NM ATTACHMENTS
Machine Size: 24000LBS-33000LBS
Description: HYDRAULIC WELD ON EXCAVATOR THUMB

Call 770-908-9439 or check website for Price

Attachment Size: Hydraulic Weld ON 2 TINES

13HWO-4T (#IS2106-034-54)



Manufacturer: NM ATTACHMENTS
Machine Size: 24000LBS-33000LBS
Description: HYDRAULIC WELD ON EXCAVATOR THUMB

Call 770-908-9439 or check website for Price

Attachment Size: Hydraulic Weld ON 4 TINES

20HWO-4T (#IS2161-034-54)



Manufacturer: NM ATTACHMENTS
Machine Size: 45000LBS-55000LBS
Description: HYDRAULIC WELD ON EXCAVATOR THUMB

Call 770-908-9439 or check website for Price

Attachment Size: Hydraulic Weld ON 4 TINES

2HWO-2T (#IS2076-034-54)



Manufacturer: NM ATTACHMENTS
Machine Size: 3,000LBS-6,000LBS
Description: HYDRAULIC WELD ON EXCAVATOR THUMB

Call 770-908-9439 or check website for Price

Attachment Size: Hydraulic Weld ON 2TINES

3HWO-2T (#IS2079-034-54)



Manufacturer: NM ATTACHMENTS
Machine Size: 6,000LBS-10,000LBS
Description: HYDRAULIC WELD ON EXCAVATOR THUMB

Call 770-908-9439 or check website for Price

Attachment Size: Hydraulic Thumb - Weld-On 2 TINES

5HWO-2T (#IS2081-034-54)



Manufacturer: NM ATTACHMENTS
Machine Size: 10,000LBS-12,000LBS
Description: HYDRAULIC WELD ON EXCAVATOR THUMB

Call 770-908-9439 or check website for Price

Attachment Size: Hydraulic Weld ON 2 TINES

6HWO-2T (#IS2085-034-54)



Manufacturer: NM ATTACHMENTS
Machine Size: 12000LBS-14000LBS
Description: HYDRAULIC WELD ON EXCAVATOR THUMB

Call 770-908-9439 or check website for Price

Attachment Size: Hydraulic Weld ON 2TINES

8HWO-2T (#IS1854-034-54)



Manufacturer: NM ATTACHMENTS
Machine Size: 14,000LBS-24,000LBS
Description: HYDRAULIC WELD ON EXCAVATOR THUMB

Call 770-908-9439 or check website for Price

Attachment Size: Hydraulic Weld ON 2TINES

HT1035 (#IS2796-023-59)



Manufacturer: IS ATTACHMENTS
Machine Size: 10000LBS-14000LBS
Description: WELD ON HYDRAULIC THUMB

Call 770-908-9439 or check website for Price

Attachment Size:

HT1240 (#IS2797-023-59)



Manufacturer: IS ATTACHMENTS
Machine Size: 14000LBS-18000LBS
Description: WELD ON HYDRAULIC THUMB

Call 770-908-9439 or check website for Price

Attachment Size:

HT1845 (#IS2812-023-59)



Manufacturer: IS ATTACHMENTS
Machine Size: 19000LBS-23000LBS
Description: WELD ON HYDRAULIC THUMB

Call 770-908-9439 or check website for Price

Attachment Size:

HT1850 (#IS2798-023-59)



Manufacturer: IS ATTACHMENTS
Machine Size: 24000LBS-39000LBS
Description: WELD ON HYDRAULIC THUMB

Call 770-908-9439 or check website for Price

Attachment Size:

HT2458 (#IS2799-023-59)



Manufacturer: IS ATTACHMENTS
Machine Size: 40000LBS-50000LBS
Description: WELD ON HYDRAULIC THUMB

Call 770-908-9439 or check website for Price

Attachment Size:

HT3062 (#IS3697-023-59)



Manufacturer: IS ATTACHMENTS
Machine Size: 60000LBS-70000LBS
Description: WELD ON HYDRAULIC THUMB

Call 770-908-9439 or check website for Price

Attachment Size:

HT830 (#IS2800-023-59)



Manufacturer: IS ATTACHMENTS
Machine Size: 6000LBS-9000LBS
Description: WELD ON HYDRAULIC THUMB

Call 770-908-9439 or check website for Price

Attachment Size:

THUMB MECHANICAL WELD ON EXCAVATOR

13MWO-4T (#IS2109-034-54)



Manufacturer: NM ATTACHMENTS
Machine Size: 24000LBS-33000LBS
Description: MECHANICAL WELD ON EXCAVATOR THUMB

Call 770-908-9439 or check website for Price

Attachment Size: Mechanical - Weld-On 4 tines

20MWO-4T (#IS2163-034-54)



Manufacturer: NM ATTACHMENTS
Machine Size: 45000LBS-55000LBS
Description: MECHANICAL WELD ON EXCAVATOR THUMB

Call 770-908-9439 or check website for Price

Attachment Size: Mechanical - Weld-On 4 tines

2MWO-2T (#IS2075-034-54)



Manufacturer: NM ATTACHMENTS
Machine Size: 3,000LBS-6,000LBS
Description: MECHANICAL WELD ON EXCAVATOR THUMB

Call 770-908-9439 or check website for Price

Attachment Size: Mechanical Thumb 2 TINES

3MWO-2T (#IS2078-034-54)



Manufacturer: NM ATTACHMENTS
Machine Size: 6,000LBS-10,000LBS
Description: MECHANICAL WELD ON EXCAVATOR THUMB

Call 770-908-9439 or check website for Price

Attachment Size: Mechanical Thumb - Weld-On 2 TINES

5MWO-2T (#IS2083-034-54)



Manufacturer: NM ATTACHMENTS
Machine Size: 10,000LBS-12,000LBS
Description: MECHANICAL WELD ON EXCAVATOR THUMB

Call 770-908-9439 or check website for Price

Attachment Size: Mechanical - Weld-On 2 tines

6MWO-2T (#IS2087-034-54)



Manufacturer: NM ATTACHMENTS
Machine Size: 10000LBS-14000LBS
Description: MECHANICAL WELD ON EXCAVATOR THUMB

Call 770-908-9439 or check website for Price

Attachment Size: Mechanical - Weld-On 2 tines

8MWO-2T (#IS1856-034-54)



Manufacturer: NM ATTACHMENTS
Machine Size: 14,000LBS-24,000LBS
Description: MECHANICAL WELD ON EXCAVATOR THUMB

Call 770-908-9439 or check website for Price

Attachment Size: MECHANICAL WELD ON 2 TINES

MT1035 (#IS2801-023-59)



Manufacturer: IS ATTACHMENTS
Machine Size: 10000LBS-14000LBS
Description: MECHANICAL THUMB

Call 770-908-9439 or check website for Price

Attachment Size:

MT1240 (#IS2802-023-59)



Manufacturer: IS ATTACHMENTS
Machine Size: 14000LBS-18000LBS
Description: MECHANICAL THUMB

Call 770-908-9439 or check website for Price

Attachment Size:

MT1845 (#IS2813-023-59)



Manufacturer: IS ATTACHMENTS
Machine Size: 19000LBS-23000LBS
Description: MECHANICAL THUMB

Call 770-908-9439 or check website for Price

Attachment Size:

MT1850 (#IS2803-023-59)



Manufacturer: IS ATTACHMENTS
Machine Size: 24000LBS-39000LBS
Description: MECHANICAL THUMB

Call 770-908-9439 or check website for Price

Attachment Size:

MT2464 (#IS3576-023-59)



Manufacturer: IS ATTACHMENTS
Machine Size: 40000LBS-50000LBS
Description: MECHANICAL THUMB

Call 770-908-9439 or check website for Price

Attachment Size:

MT3062 (#IS3577-023-59)



Manufacturer: IS ATTACHMENTS
Machine Size: 60000LBS-70000LBS
Description: MECHANICAL THUMB

Call 770-908-9439 or check website for Price

Attachment Size:

MT830 (#IS2804-023-59)



Manufacturer: IS ATTACHMENTS
Machine Size: 6000LBS-9000LBS
Description: MECHANICAL THUMB

Call 770-908-9439 or check website for Price

Attachment Size:

THUMB PRO LINK EXCAVATOR

5PLT-2T (#IS2084-034-54)



Manufacturer: NM ATTACHMENTS
Machine Size: 10,000LBS-12,000LBS
Description: PRO LINK EXCAVATOR THUMB

Call 770-908-9439 or check website for Price

Attachment Size: Pro-Link 2 tines

6PLT-2T (#IS2088-034-54)



Manufacturer: NM ATTACHMENTS
Machine Size: 12000LBS-14000LBS
Description: PRO LINK EXCAVATOR THUMB

Call 770-908-9439 or check website for Price

Attachment Size: Pro-Link THUMB 2 TINES

8PLT-2T (#IS2098-034-54)



Manufacturer: NM ATTACHMENTS
Machine Size: 14000LBS-24000LBS
Description: PRO LINK EXCAVATOR THUMB

Call 770-908-9439 or check website for Price

Attachment Size: Pro-Link THUMB 2 TINES

THUMB STICK PIVOT EXCAVATOR

13HSP-2T (#IS2107-034-54)



Manufacturer: NM ATTACHMENTS
Machine Size: 24000LBS-33000LBS
Description: HYDRAULIC STICK PIVOT EXCAVATOR THUMB

Call 770-908-9439 or check website for Price

Attachment Size: Hydraulic Thumb - Stick Pivot 2 TINES

13HSP-4T (#IS2108-034-54)



Manufacturer: NM ATTACHMENTS
Machine Size: 24000LBS-33000LBS
Description: HYDRAULIC STICK PIVOT EXCAVATOR THUMB

Call 770-908-9439 or check website for Price

Attachment Size: Hydraulic Thumb - Stick Pivot 4 TINES

1EXBTM1115 (#IS4538-000-69)



Manufacturer: CONSTRUCTION ATTACHMENTS
Machine Size: U55-4R1, KX057-4R1, U48, KX161, U45
Description: Excavator Bucket Thumb 11-15K

Call 770-908-9439 or check website for Price

WEIGHT: 170 LBS
Attachment Size:

1EXBTM1620 (#IS4539-000-69)



Manufacturer: CONSTRUCTION ATTACHMENTS
Machine Size: KX080-3
Description: Excavator Bucket Thumb 16-20K

Call 770-908-9439 or check website for Price

WEIGHT: 300 LBS
Attachment Size:

1EXBTM610 (#IS4537-000-69)



Manufacturer: CONSTRUCTION ATTACHMENTS
Machine Size: KX71-3, KX040-4R1, KX91, KX121, U35-4R1, KX033-4R1
Description: Excavator Bucket Thumb 6-10K

Call 770-908-9439 or check website for Price

WEIGHT: 146 LBS
Attachment Size:

20HSP-4T (#IS2162-034-54)



Manufacturer: NM ATTACHMENTS
Machine Size: 45000LBS-55000LBS
Description: HYDRAULIC STICK PIVOT EXCAVATOR THUMB

Call 770-908-9439 or check website for Price

Attachment Size: Hydraulic Thumb - Stick Pivot 4 TINES

2HSP-2T (#IS2077-034-54)



Manufacturer: NM ATTACHMENTS
Machine Size: 3,000LBS-6,000LBS
Description: HYDRAULIC STICK PIVOT EXCAVATOR THUMB

Call 770-908-9439 or check website for Price

Attachment Size: Hydraulic Thumb - Stick Pivot 2TINES

3HSP-2T (#IS2080-034-54)



Manufacturer: NM ATTACHMENTS
Machine Size: 6,000LBS-10,000LBS
Description: HYDRAULIC STICK PIVOT EXCAVATOR THUMB

Call 770-908-9439 or check website for Price

Attachment Size: Hydraulic Thumb - Stick Pivot 2TINES

5HSP-2T (#IS2082-034-54)



Manufacturer: NM ATTACHMENTS
Machine Size: 10,000LBS-12,000LBS
Description: HYDRAULIC STICK PIVOT EXCAVATOR THUMB

Call 770-908-9439 or check website for Price

Attachment Size: Hydraulic stick pivot 2 TINES

6HSP-2T (#IS2086-034-54)



Manufacturer: NM ATTACHMENTS
Machine Size: 10000LBS-14000LBS
Description: HYDRAULIC STICK PIVOT EXCAVATOR THUMB

Call 770-908-9439 or check website for Price

Attachment Size: Hydraulic stick pivot 2 TINES

8HSP-2T (#IS1855-034-54)



Manufacturer: NM ATTACHMENTS
Machine Size: 14,000LBS-24,000LBS
Description: HYDRAULIC STICK PIVOT EXCAVATOR THUMB

Call 770-908-9439 or check website for Price

Attachment Size: Hydraulic stick pivot 2 TINES

POHT1014 (#IS2814-023-59)




Manufacturer: IS ATTACHMENTS
Machine Size: 10000LBS-14000LBS
Description: PIN ON HYDRAULIC THUMB

Call 770-908-9439 or check website for Price

Attachment Size:

POHT1418 (#IS2805-023-59)



Manufacturer: IS ATTACHMENTS
Machine Size: 14000LBS-18000LBS
Description: PIN ON HYDRAULIC THUMB

Call 770-908-9439 or check website for Price

Attachment Size:

**Prices subject to change at anytime..call for most up-to-date pricing.

POHT1923 (#IS2806-023-59)



Manufacturer IS ATTACHMENTS
Machine Size: 19000LBS-23000LBS
Description: PIN ON HYDRAULIC THUMB

Call 770-908-9439 or check website for Price

Attachment Size:

POHT2439 (#IS2815-023-59)



Manufacturer IS ATTACHMENTS
Machine Size: 24000LBS-39000LBS
Description: PIN ON HYDRAULIC THUMB

Call 770-908-9439 or check website for Price

Attachment Size:

POHT4050 (#IS3695-023-59)



Manufacturer IS ATTACHMENTS
Machine Size: 40000LBS-50000LBS
Description: PIN ON HYDRAULIC THUMB

Call 770-908-9439 or check website for Price

Attachment Size:

POHT5 (#IS3751-023-59)



Manufacturer IS ATTACHMENTS
Machine Size: 5000LBS
Description: PIN ON HYDRAULIC THUMB

Call 770-908-9439 or check website for Price

Attachment Size:

POHT6070 (#IS3696-023-59)




Manufacturer IS ATTACHMENTS
Machine Size: 60000LBS-70000LBS
Description: PIN ON HYDRAULIC THUMB

Call 770-908-9439 or check website for Price

Attachment Size:

POHT69 (#IS3752-023-59)



Manufacturer IS ATTACHMENTS
Machine Size: 6000LBS-9000LBS
Description: PIN ON HYDRAULIC THUMB

Call 770-908-9439 or check website for Price

Attachment Size:

TILLER FOLDING TRACTOR

TIGER 280P 450 (#IS4484-000-66)



Manufacturer CELLI
Machine Size: 175 MIN MAX 280HP
Description: TIGER 280P (T280P) PACKER ROLLER INCLUDED, CENTRAL AND SIDE GEARBOXES OIL COOLERS INCLUDED
 Folding rotary tiller

Call 770-908-9439 or check website for Price

WEIGHT 6768 LBS

Attachment Size: 15' WORKING WIDTH

TIGER 280P 500 (#IS4485-000-66)



Manufacturer CELLI
Machine Size: 175 MIN MAX 280HP
Description: TIGER 280P (T280P)
 Folding rotary tiller

Call 770-908-9439 or check website for Price

WEIGHT 7098 LBS

Attachment Size: 16.1' WORKING WIDTH

TIGER 280P 550 (#IS4486-000-66)



Manufacturer CELLI
Machine Size: 175 MIN MAX 280HP
Description: TIGER 280P (T280P)
 Folding rotary tiller

Call 770-908-9439 or check website for Price

WEIGHT 7429 LBS

Attachment Size: 17.7' WORKING WIDTH

TILLER FOLDING WITH BED FORMER

TIGER 280P 450 BF (#IS4487-000-66)



Manufacturer CELLI
Machine Size: 175 MIN MAX 280HP
Description: TIGER 280P (T280P)
 Folding rotary tiller

Call 770-908-9439 or check website for Price

WEIGHT 6768 LBS

Attachment Size: 15' WORKING WIDTH

TIGER 280P 500 BF (#IS4488-000-66)



Manufacturer: CELLI
Machine Size: 175 MIN MAX 280HP
Description: TIGER 280P (T280P) Folding rotary tiller

Call 770-908-9439 or check website for Price

WEIGHT: 6768 LBS
Attachment Size: 16.1' WORKING WIDTH

TIGER 280P 550 BF (#IS4489-000-66)



Manufacturer: CELLI
Machine Size: 175 MIN MAX 280HP
Description: TIGER 280P (T280P) Folding rotary tiller

Call 770-908-9439 or check website for Price

WEIGHT: 6768 LBS
Attachment Size: 17.7' WORKING WIDTH

TILLER MINI SKID STEER

104569 (#IS2246-025-34)



Manufacturer: PALADIN
Machine Size: MINI
Description: 48" TILLER MINI Universal hitch, flat face couplers, PLUG AND PLAY

Call 770-908-9439 or check website for Price

WEIGHT: 401LBS
Attachment Size: 48" WORKING WIDTH

2008000 (#IS2230-025-34)



Manufacturer: PALADIN
Machine Size: MINI
Description: 40' TILLER MINI Universal hitch, flat face couplers, PLUG AND PLAY

Call 770-908-9439 or check website for Price

WEIGHT: 307LBS
Attachment Size: 40" WORKING WIDTH

TILLER SKID STEER

03286-H6-0022* (#IS1965-025-34)



Manufacturer: PALADIN
Machine Size: SSL 29GPM-44GPM
Description: 78" TILLER 6" tines, 29 to 44 GPM**PLUG AND PLAY**

Call 770-908-9439 or check website for Price

GPM: 29-44
Attachment Size: 78" TILLER

100935-E6-0022 (#IS1964-025-34)



Manufacturer: PALADIN
Machine Size: SSL 18GPM-28GPM
Description: 66" TILLER 6" tines, 18 to 28 GPM**PLUG AND PLAY**

Call 770-908-9439 or check website for Price

GPM: 18-28
Attachment Size: 66" TILLER

102000-D6-0022 (#IS1961-025-34)



Manufacturer: PALADIN
Machine Size: SSL 14GPM-17GPM
Description: 52" TILLER 6" tines, 14 to 17 GPM**PLUG AND PLAY**

Call 770-908-9439 or check website for Price

GPM: 14-17
Attachment Size: 52" TILLER

102000-E6-0022 (#IS1962-025-34)



Manufacturer: PALADIN
Machine Size: SSL 18GPM-28GPM
Description: 52" TILLER 6" tines, 18 to 28 GPM**PLUG AND PLAY**

Call 770-908-9439 or check website for Price

GPM: 17-28
Attachment Size: 52" TILLER

103286-H6-0022 (#IS1966-025-34)




Manufacturer: PALADIN
Machine Size: SSL 29GPM-44GPM
Description: 78" TILLER 6" tines, 29 to 44 GPM **PLUG AND PLAY**

Call 770-908-9439 or check website for Price

GPM: 29-44
Attachment Size: 78" WORKING WIDTH

RT726HF (#IS3898-000-64)



Manufacturer: MK MARTIN
Machine Size: SSL 28-40GPM
Description: Skidsteer Rotary Tiller***HIGH FLOW***

Call 770-908-9439 or check website for Price

WEIGHT: 725 LBS
Attachment Size: 74" WORKING WIDTH

**Prices subject to change at anytime..call for most up-to-date pricing.

RT726SF (#IS3897-000-64)



Manufacturer: MK MARTIN
Machine Size: SSL 16-28GPM
Description: Skidsteer Rotary Tiller***STANDARD FLOW***

Call 770-908-9439 or check website for Price

WEIGHT: 725 LBS
Attachment Size: 74" WORKING WIDTH

TILLER TRACTOR

ALPHA 180 (#IS4027-000-66)



Manufacturer: CELLI
Machine Size: MIN HP 35 (MAX HP 55)
Description: ALPHA FIXED ROTARY TILLER

Call 770-908-9439 or check website for Price

WEIGHT: 754 LBS
Attachment Size: 73" WORKING WIDTH

C4572 (#IS1581-025-52)



Manufacturer: FARM KING
Machine Size: 45HP-65HP
Description: 72" ROTARY TILLER 6 TINE ROTOR**SET UP FROM FACTORY**

Call 770-908-9439 or check website for Price

Attachment Size: 72" WORKING WIDTH

C6572 (#IS1615-025-52)



Manufacturer: FARM KING
Machine Size: 45HP-65HP
Description: 72" ROTARY TILLER 6 TINE ROTOR**SET UP FROM FACTORY**

Call 770-908-9439 or check website for Price

Attachment Size: 72" CUTTING WIDTH

C6582 (#IS1616-025-52)



Manufacturer: FARM KING
Machine Size: 60HP-75HP
Description: 82" ROTARY TILLER 6 TINE ROTOR**SET UP FROM FACTORY**

Call 770-908-9439 or check website for Price

Attachment Size: 82" WORKING WIDTH

FBA 105 (#IS3999-000-66)



Manufacturer: CELLI
Machine Size: MIN HP 25 (MAX HP 45)
Description: FBA FIXED ROTARY TILLER

Call 770-908-9439 or check website for Price

WEIGHT: 485 LBS
Attachment Size: 42" WORKING WIDTH

FBA 125 (#IS4000-000-66)



Manufacturer: CELLI
Machine Size: MIN HP 30 (MAX HP 45)
Description: FBA FIXED ROTARY TILLER

Call 770-908-9439 or check website for Price

WEIGHT: 518 LBS
Attachment Size: 49" WORKING WIDTH

FBA 145 (#IS4001-000-66)



Manufacturer: CELLI
Machine Size: MIN HP 35 (MAX HP 45)
Description: FBA FIXED ROTARY TILLER

Call 770-908-9439 or check website for Price

WEIGHT: 562 LBS
Attachment Size: 58" WORKING WIDTH

FBA 165 (#IS4002-000-66)



Manufacturer: CELLI
Machine Size: MIN HP 40 (MAX HP 45)
Description: FBA FIXED ROTARY TILLER

Call 770-908-9439 or check website for Price

WEIGHT: 595 LBS
Attachment Size: 65" WORKING WIDTH

RT486 (#IS3843-000-64)



Manufacturer: MK MARTIN
Machine Size: TRACTOR
Description: Rotary Tiller

Call 770-908-9439 or check website for Price

WEIGHT: 491 LBS
Attachment Size: 50" WORKING WIDTH

**Prices subject to change at anytime..call for most up-to-date pricing.

RT546 (#IS3872-000-64)



Manufacturer: MK MARTIN
Machine Size: TRACTOR
Description: Rotary Tiller

Call 770-908-9439 or check website for Price

WEIGHT: 514 LBS
Attachment Size: 60" WORKING WIDTH

RT606 (#IS3873-000-64)



Manufacturer: MK MARTIN
Machine Size: TRACTOR
Description: Rotary Tiller

Call 770-908-9439 or check website for Price

WEIGHT: 525 LBS
Attachment Size: 64" WORKING WIDTH

RT726 (#IS3874-000-64)



Manufacturer: MK MARTIN
Machine Size: TRACTOR
Description: Rotary Tiller

Call 770-908-9439 or check website for Price

WEIGHT: 636 LBS
Attachment Size: 80" WORKING WIDTH

TIGER 190 (305) (#IS4557-000-66)



Manufacturer: CELLI
Machine Size: 120 MIN MAX 190HP
Description: TIGER 190 (305) Fixed rotary tiller WITH PACK ROLLER

Call 770-908-9439 or check website for Price

WEIGHT: 2469 LBS
Attachment Size: 8'.5" WORKING WIDTH

TILT TACH MINI SKID STEER

100145 (#IS2192-025-34)



Manufacturer: PALADIN
Machine Size: MINI
Description: mini universal tilt attach includes hoses & flat face couplers

Call 770-908-9439 or check website for Price

WEIGHT: 94LBS
Attachment Size: TILT ATTACH ADAPTER

TILT TACH SKID STEER

17446/103603 (#IS1745-025-34)



Manufacturer: PALADIN
Machine Size: SSL
Description: TILT TACH **PLUG & PLAY**

Call 770-908-9439 or check website for Price

WEIGHT: 400LBS
Attachment Size:

TOOL ARM 3PT HITCH

AXIS4 (#IS3834-000-64)



Manufacturer: MK MARTIN
Machine Size: MINIMUM TRACTOR WEIGHT 2900LBS
Description: Axis Tool Arm
 ****MUST ADD A ROTARY CUTTER TO COMPLETE UNIT****

Call 770-908-9439 or check website for Price

WEIGHT: 751 LBS
Attachment Size: MAXIMUM TOOL WEIGHT 480LBS

AXIS5-6 (#IS3858-000-64)



Manufacturer: MK MARTIN
Machine Size: MINIMUM TRACTOR WEIGHT 5800LBS
Description: Axis Tool Arm
 ****MUST ADD A ROTARY CUTTER TO COMPLETE UNIT****

Call 770-908-9439 or check website for Price

WEIGHT: 900 LBS
Attachment Size: MAXIMUM TOOL WEIGHT 800LBS

TOOL MULE

TM5.2K (#IS4757-025-55)



Manufacturer: BROWN PRODUCTS
Machine Size:
Description: TOOL MULE IRRIGATION SERVICE CART

Call 770-908-9439 or check website for Price

WEIGHT:
Attachment Size: KOHLER

TM5.5BS (#IS4756-025-55)



Manufacturer: BROWN PRODUCTS
Machine Size:
Description: TOOL MULE IRRIGATION SERVICE CART

Call 770-908-9439 or check website for Price
WEIGHT
Attachment Size: BRIGGS & STRATON

TM5.5H (#IS4758-025-55)



Manufacturer: BROWN PRODUCTS
Machine Size:
Description: TOOL MULE IRRIGATION SERVICE CART

Call 770-908-9439 or check website for Price
WEIGHT
Attachment Size: HONDA

TOOTH BAR AG BUCKETS

1TBCMP30-47 (#IS4414-000-69)



Manufacturer: CONSTRUCTION ATTACHMENTS
Machine Size: COMPACT TRACTOR
Description: Bolt-On Tooth Bar 30-47" Compact Bolt-on Tooth Bar

Call 770-908-9439 or check website for Price
Attachment Size: TOOTH BAR COMPACT 30"-47"

1TBCMP48-58 (#IS4425-000-69)



Manufacturer: CONSTRUCTION ATTACHMENTS
Machine Size: COMPACT TRACTOR
Description: Bolt-On Tooth Bar 48-58" Compact Bolt-on Tooth Bar

Call 770-908-9439 or check website for Price
Attachment Size: TOOTH BAR COMPACT 59"-69"

1TBCMP59-69 (#IS4413-000-69)



Manufacturer: CONSTRUCTION ATTACHMENTS
Machine Size: COMPACT TRACTOR
Description: Bolt-On Tooth Bar 59-69" Compact Bolt-on Tooth Bar

Call 770-908-9439 or check website for Price
Attachment Size: TOOTH BAR COMPACT 59"-69"

1TBCMP70-75 (#IS4415-000-69)



Manufacturer: CONSTRUCTION ATTACHMENTS
Machine Size: COMPACT TRACTOR
Description: Bolt-On Tooth Bar 70-75" Compact Bolt-on Tooth Bar

Call 770-908-9439 or check website for Price
Attachment Size: TOOTH BAR COMPACT 70"-75"

TB42 (#IS1714-023-32)



Manufacturer: NORTHSTAR ATTACHMENTS
Machine Size:
Description: AG TRACTOR TOOTH BAR bucket size 42" tooth bar width 40"

Call 770-908-9439 or check website for Price
Attachment Size: 42" TOOTH BAR

TB48 (#IS1715-023-32)



Manufacturer: NORTHSTAR ATTACHMENTS
Machine Size:
Description: AG TRACTOR TOOTH BAR bucket size 48" tooth bar width 46"

Call 770-908-9439 or check website for Price
Attachment Size: 48" TOOTH BAR

TB54 (#IS1716-023-32)



Manufacturer: NORTHSTAR ATTACHMENTS
Machine Size:
Description: AG TRACTOR TOOTH BAR bucket size 54" tooth bar width 52"

Call 770-908-9439 or check website for Price
Attachment Size: 54" TOOTH BAR

TB60 (#IS1717-023-32)



Manufacturer: NORTHSTAR ATTACHMENTS
Machine Size:
Description: AG TRACTOR TOOTH BAR bucket size 60" tooth bar width 58"

Call 770-908-9439 or check website for Price
Attachment Size: 60" TOOTH BAR

TB66 (#IS1718-023-32)**Manufacturer:** NORTHSTAR ATTACHMENTS**Machine Size:****Description:** AG TRACTOR TOOTH BAR bucket size 66" tooth bar width 64"**Call 770-908-9439 or check website for Price****Attachment Size:** 66" TOOTH BAR**TB72 (#IS1719-023-32)****Manufacturer:** NORTHSTAR ATTACHMENTS**Machine Size:****Description:** AG TRACTOR TOOTH BAR bucket size 72" tooth bar width 70"**Call 770-908-9439 or check website for Price****Attachment Size:** 72" TOOTH BAR**TOOTH BAR BOLT ON****1ETB48-59 (#IS4422-000-69)****Manufacturer:** CONSTRUCTION ATTACHMENTS**Machine Size:** SSL**Description:** Bolt-On Tooth Bar 48-59" Xtreme Duty Extended Bolt-on Tooth Bar**Call 770-908-9439 or check website for Price****Attachment Size:** TOOTH BAR 48-59"**1ETB60-66 (#IS4423-000-69)****Manufacturer:** CONSTRUCTION ATTACHMENTS**Machine Size:** SSL**Description:** Bolt-On Tooth Bar 60-66" Xtreme Duty Extended Bolt-on Tooth Bar**Call 770-908-9439 or check website for Price****Attachment Size:** TOOTH BAR 60-66"**1ETB67-73 (#IS4424-000-69)****Manufacturer:** CONSTRUCTION ATTACHMENTS**Machine Size:** SSL**Description:** Bolt-On Tooth Bar 67-73" Xtreme Duty Extended Bolt-on Tooth Bar**Call 770-908-9439 or check website for Price****Attachment Size:** TOOTH BAR 67-73"**1ETB74-79 (#IS4416-000-69)****Manufacturer:** CONSTRUCTION ATTACHMENTS**Machine Size:** SSL**Description:** Bolt-On Tooth Bar 74-79" Xtreme Duty Extended Bolt-on Tooth Bar**Call 770-908-9439 or check website for Price****Attachment Size:** TOOTH BAR 74-79"**1ETB80-85 (#IS4417-000-69)****Manufacturer:** CONSTRUCTION ATTACHMENTS**Machine Size:** SSL**Description:** Bolt-On Tooth Bar 80-85" Xtreme Duty Extended Bolt-on Tooth Bar**Call 770-908-9439 or check website for Price****Attachment Size:** TOOTH BAR 80-85"**1TB48-59 (#IS4426-000-69)****Manufacturer:** CONSTRUCTION ATTACHMENTS**Machine Size:** SSL**Description:** 48-59" Xtreme Duty Bolt-on Tooth Bar**Call 770-908-9439 or check website for Price****Attachment Size:** TOOTH BAR 48"-59"**1TB60-66 (#IS4427-000-69)****Manufacturer:** CONSTRUCTION ATTACHMENTS**Machine Size:** SSL**Description:** 60-66" Xtreme Duty Bolt-on Tooth Bar**Call 770-908-9439 or check website for Price****Attachment Size:** TOOTH BAR 60"-66"**1TB67-73 (#IS4428-000-69)****Manufacturer:** CONSTRUCTION ATTACHMENTS**Machine Size:** SSL**Description:** 67-73" Xtreme Duty Bolt-on Tooth Bar**Call 770-908-9439 or check website for Price****Attachment Size:** TOOTH BAR 67"-73"

1TB74-79 (#IS4429-000-69)



Manufacturer: CONSTRUCTION ATTACHMENTS
Machine Size: SSL
Description: 74-79" Xtreme Duty Bolt-on Tooth Bar

Call 770-908-9439 or check website for Price

Attachment Size: TOOTH BAR 74"-79"

1TB80-85 (#IS4430-000-69)



Manufacturer: CONSTRUCTION ATTACHMENTS
Machine Size: SSL
Description: 80-85" Xtreme Duty Bolt-on Tooth Bar

Call 770-908-9439 or check website for Price

Attachment Size: TOOTH BAR 80"-85"

TOP LINK CYLINDER

831612 (#IS2563-023-02)



Manufacturer: WORKSAVER INC.
Machine Size: TRACTOR
Description: Cat. I Hydraulic Top Link Cylinder 2" x 8" (19-7/8" ctr. / ctr. closed) NO HOSES SUPPLIED

Call 770-908-9439 or check website for Price

Attachment Size:

831619 (#IS2564-023-02)



Manufacturer: WORKSAVER INC.
Machine Size: TRACTOR
Description: Top Link Hydraulic Cylinder Cat. II 3" x 10" (21-1/4" ctr. / ctr. closed) NO HOSES SUPPLIED

Call 770-908-9439 or check website for Price

Attachment Size:

TRACTOR ATTACHMENTS

1OTKD03 (#IS4570-000-69)



Manufacturer: CONSTRUCTION ATTACHMENTS
Machine Size: TRACTOR
Description: D03 Direct Fit One Touch Kit

Call 770-908-9439 or check website for Price

Attachment Size:

TRAILER BACKHOE

BT810 (#IS4719-000-64)



Manufacturer: MK MARTIN
Machine Size:

Call 770-908-9439 or check website for Price

WEIGHT 1764 LBS

Attachment Size: 4'11" DIGGING DEPTH

Description:

MK Martin's BT810 Trailer Backhoe is powered by an electric start Briggs & Stratton engine. This backhoe has a working depth of 4 feet 11 inches and a digging force of 1,764 lbs., making it the right machine for property maintenance or landscaping projects.

Easily towed from one job to the next, the BT810 offers a full 360 degree rotation, allowing you better range and maneuverability.

TRAILER RELOCATOR SKID STEER

1TR45 (#IS4253-000-69)



Manufacturer: CONSTRUCTION ATTACHMENTS
Machine Size: SSL
Description: TRAILER RELOCATOR SKID STEER

Call 770-908-9439 or check website for Price

WEIGHT 180LBS

Attachment Size:

812440 (#IS0949-023-02)




Manufacturer: WORKSAVER INC.
Machine Size: SSL
Description: Trailer mover designed for skid steers with 2" receiver tube

Call 770-908-9439 or check website for Price

Attachment Size:

TRAILER SPOTTER FORK MOUNTED

1000293N (#IS3763-025-57)




Manufacturer: ARROW
Machine Size:
Description: Narrow Heavy Duty Trailer Spotters

Call 770-908-9439 or check website for Price

Attachment Size: Fork pockets fit forks up to 3" x 9"

MFTH (#IS3767-023-50)



Manufacturer: MARTATCH
Machine Size:
Description: SINGLE FORK TRAILER SPOTTER ****BALL NOT INCLUDED****

Call 770-908-9439 or check website for Price

Attachment Size:

TRASH FORKS

TF48 (#IS4052-023-32)



Manufacturer: NORTHSTAR ATTACHMENTS
Machine Size: TRACTOR
Description: TF SERIES CLAMP-ON TRASH FORKS

Call 770-908-9439 or check website for Price

WEIGHT: 160 LBS
Attachment Size: 48" WORKING WIDTH

TF54 (#IS4050-023-32)



Manufacturer: NORTHSTAR ATTACHMENTS
Machine Size: TRACTOR
Description: TF SERIES CLAMP-ON TRASH FORKS

Call 770-908-9439 or check website for Price

WEIGHT: 170 LBS
Attachment Size: 54" WORKING WIDTH

TF60 (#IS4048-023-32)



Manufacturer: NORTHSTAR ATTACHMENTS
Machine Size: TRACTOR
Description: TF SERIES CLAMP-ON TRASH FORKS

Call 770-908-9439 or check website for Price

WEIGHT: 180 LBS
Attachment Size: 60" WORKING WIDTH

TF66 (#IS4049-023-32)



Manufacturer: NORTHSTAR ATTACHMENTS
Machine Size: TRACTOR
Description: TF SERIES CLAMP-ON TRASH FORKS

Call 770-908-9439 or check website for Price

WEIGHT: 195 LBS
Attachment Size: 66" WORKING WIDTH

TF72 (#IS4051-023-32)



Manufacturer: NORTHSTAR ATTACHMENTS
Machine Size: TRACTOR
Description: TF SERIES CLAMP-ON TRASH FORKS

Call 770-908-9439 or check website for Price

WEIGHT: 210 LBS
Attachment Size: 72" WORKING WIDTH

TRASH HOPPERS FORKLIFT

HP-6000-100 (#IS3473-025-57)



Manufacturer: ARROW
Machine Size: FORKLIFT
Description: Trash Hoppers

Call 770-908-9439 or check website for Price

Attachment Size: 1YD,6000LB CAP

HP-6000-150 (#IS3475-025-57)



Manufacturer: ARROW
Machine Size: FORKLIFT
Description: Trash Hoppers

Call 770-908-9439 or check website for Price

Attachment Size: 1.5YD,6000LB CAP

HP-6000-200 (#IS3477-025-57)



Manufacturer: ARROW
Machine Size: FORKLIFT
Description: Trash Hoppers

Call 770-908-9439 or check website for Price

Attachment Size: 2YD,6000LB CAP

HP-6000-250 (#IS3479-025-57)



Manufacturer: ARROW
Machine Size: FORKLIFT
Description: Trash Hoppers

Call 770-908-9439 or check website for Price

Attachment Size: 2.5YD,6000LB CAP

TRASH HOPPERS SKID STEER

HP-6000-100 (#IS2603-025-57)



Manufacturer: ARROW
Machine Size: SSL
Description: Trash Hoppers

Call 770-908-9439 or check website for Price

Attachment Size: 1YD,6000LB CAP

HP-6000-150 (#IS2604-025-57)



Manufacturer: ARROW
Machine Size: SSL
Description: Trash Hoppers

Call 770-908-9439 or check website for Price

Attachment Size: 1.5YD,6000LB CAP

HP-6000-200 (#IS2605-025-57)



Manufacturer: ARROW
Machine Size: SSL
Description: Trash Hoppers

Call 770-908-9439 or check website for Price

Attachment Size: 2YD,6000LB CAP

HP-6000-250 (#IS2606-025-57)



Manufacturer: ARROW
Machine Size: SSL
Description: Trash Hoppers

Call 770-908-9439 or check website for Price

Attachment Size: 2.5YD,6000LB CAP

TRASH HOPPERS TELEHANDLER

HP-6000-100 (#IS3538-025-57)



Manufacturer: ARROW
Machine Size: TELEHANDLER
Description: Trash Hoppers

Call 770-908-9439 or check website for Price

Attachment Size: 1YD,6000LB CAP

HP-6000-150 (#IS3539-025-57)



Manufacturer: ARROW
Machine Size: TELEHANDLER
Description: Trash Hoppers

Call 770-908-9439 or check website for Price

Attachment Size: 1.5YD,6000LB CAP

HP-6000-200 (#IS3540-025-57)



Manufacturer: ARROW
Machine Size: TELEHANDLER
Description: Trash Hoppers

Call 770-908-9439 or check website for Price

Attachment Size: 2YD,6000LB CAP

HP-6000-250 (#IS3541-025-57)



Manufacturer: ARROW
Machine Size: TELEHANDLER
Description: Trash Hoppers

Call 770-908-9439 or check website for Price

Attachment Size: 2.5YD,6000LB CAP

TREE & SHRUB GRAPPLE MINI SKID STEER

23410-0961 (#IS2247-025-34)



Manufacturer: PALADIN
Machine Size: MINI
Description: Mini Tree and Shrub Grapple, Boxer, Ditch Witch, Toro, Vermeer TREE AND SHRUB GRAPPLES

Call 770-908-9439 or check website for Price

WEIGHT: 181LBS

Attachment Size:

TREE CUTTER TRACTOR

DPH530 (#IS4544-023-17)



Manufacturer BAUMALIGHT

Machine Size: TRACTOR

Description:

<h3 style="box-sizing: border-box; font-family: 'Open Sans', Montserrat, Arial, serif; line-height: 1.1; color: #333333; margin-top: 20px; margin-bottom: 10px; font-size: 24px; vertical-align: middle ! important;">3-Point Hitch Tree Saw with 30" Cutting disc</h3>

Call 770-908-9439 or check website for Price

WEIGHT 696 LBS

Attachment Size:

DPH735 (#IS4712-023-17)



Manufacturer BAUMALIGHT

Machine Size: MAX PTO HP 75

Description:

3-Point Hitch TREE SAW
MAX 10 FT. TREE HEIGHT

Using a Baumalight Tractor Tree Saw to cut trees higher than 10 feet could result in injury. For the safety of the operator, Baumalight recommends a maximum tree height of 10 feet.

Call 770-908-9439 or check website for Price

WEIGHT 1950 LBS

Attachment Size: 35" CUTTING DISC

TCF-2620/236-2500 (#IS0169-025-19)



Manufacturer BROWN

Machine Size: 70HP-100HP

Description:

6' TREE CUTTER 240HP GEAR BOX @ 1000 RPM

Call 770-908-9439 or check website for Price

WEIGHT 2710 LBS

Attachment Size: 6' CUTTING WIDTH

TCF-2625 (#IS0171-025-19)



Manufacturer BROWN

Machine Size: 70HP-100HP

Description:

6' TREE CUTTER 165 HP GEAR BOX @ 540 RPM

Call 770-908-9439 or check website for Price

WEIGHT 2710 LBS

Attachment Size: 6' CUTTING WIDTH

TCO-2520C (#IS0173-025-19)



Manufacturer BROWN

Machine Size: 60HP-100HP

Description:

5' TREE CUTTER 165 HP GEAR BOX @ 1000 RPM

Call 770-908-9439 or check website for Price

WEIGHT 1675 LBS

Attachment Size: 5' CUTTING WIDTH

TCO-2525C (#IS0172-025-19)



Manufacturer BROWN

Machine Size: 60HP-100HP

Description:

5' TREE CUTTER 165 HP GEAR BOX @ 540 RPM

Call 770-908-9439 or check website for Price

WEIGHT 1675 LBS

Attachment Size: 5' CUTTING WIDTH

TCO-2620C/236-2500 (#IS0176-025-19)



Manufacturer BROWN

Machine Size: 70HP-100HP

Description:

6' TREE CUTTER 240 HP GEAR BOX @ 1000 RPM

Call 770-908-9439 or check website for Price

WEIGHT 2455 LBS

Attachment Size: 6' CUTTING WIDTH

TCO-2625C (#IS0177-025-19)



Manufacturer BROWN

Machine Size: 70HP-100HP

Description:

6' TREE CUTTER 165 HP GEAR BOX @ 540 RPM

Call 770-908-9439 or check website for Price

WEIGHT 2455 LBS

Attachment Size: 6' CUTTING WIDTH

TCR-2620C/236-2500 (#IS0178-025-19)



Manufacturer BROWN

Machine Size: 80HP-100HP

Description:

6' TREE CUTTER 240 HP GEAR BOX @ 1000 RPM

Call 770-908-9439 or check website for Price

WEIGHT 2600 LBS

Attachment Size: 6' CUTTING WIDTH

TCR-2625C (#IS0180-025-19)



Manufacturer BROWN

Machine Size: 80HP-100HP

Description:

6' TREE CUTTER 165 HP GEAR BOX @ 540 RPM

Call 770-908-9439 or check website for Price

WEIGHT 2600 LBS

Attachment Size: 6' CUTTING WIDTH

TS-100 (#IS2458-025-19)



Manufacturer: BROWN
Machine Size: TRACTOR
Description: 3-Point Hitch Tree Saw with 30" Cutting disc

Call 770-908-9439 or check website for Price

WEIGHT: 800LBS
Attachment Size:

TSG-200 (#IS2459-025-19)



Manufacturer: BROWN
Machine Size: TRACTOR
Description: Tree Saw with Grapple with Driveline 3-Point Hitch Tree Saw with 30" Cutting disc

Call 770-908-9439 or check website for Price

WEIGHT: 1050LBS
Attachment Size:

TREE FORK MINI SKID STEER

2008130 (#IS2482-025-34)



Manufacturer: PALADIN
Machine Size: MINI
Description: Tree Forks are designed to pick up and transport balled trees. Very popular in nurseries and with landscapers on large work sites. **PLUG AND PLAY**

Call 770-908-9439 or check website for Price

WEIGHT: 170LBS
Attachment Size: 33" LENGTH TINES

TREE PULLER MINI SKID STEER

ISH3M (#IS1804-023-17)



Manufacturer: BAUMALIGHT
Machine Size: MINI
Description: TREE PULLER MINI

Call 770-908-9439 or check website for Price

Attachment Size:

MSE-1000 (#IS1035-023-45)



Manufacturer: SHAVER
Machine Size: MINI
Description: The Mini Extractor - Universal

Call 770-908-9439 or check website for Price

Attachment Size:

TREE PULLER SKID STEER

ISH3P (#IS0462-023-17)



Manufacturer: BAUMALIGHT
Machine Size: 6,000LBS-12,000LBS
Description: TREE PULLER SSL

Call 770-908-9439 or check website for Price

Attachment Size:

PE-3000 (#IS1103-023-45)



Manufacturer: SHAVER
Machine Size: SSL
Description: The Predator Extractor – Skid Loader Mount

Call 770-908-9439 or check website for Price

Attachment Size:

TREE SAW EXCAVATOR

DXA530-T530/D00008 (#IS0511-023-17)



Manufacturer: BAUMALIGHT
Machine Size: 10,000LBS-14,000LBS 15-30GPM
Description: TREE SAW (cutting head rotates 180 degrees) (WITH A MOUNT) NO HOSES PROVIDED **CASE DRAIN REQUIRED**MUST SPECIFY MOUNT

Call 770-908-9439 or check website for Price

GPM: 15-30
Attachment Size:

DXD752-T590/D000015 (#IS3336-023-17)



Manufacturer: BAUMALIGHT
Machine Size: 15,000LBS-42,000LBS 25-50GPM
Description: TREE SAW 360° Rotating Tree Saw for Excavator(WITH A MOUNT) NO HOSES **CASE DRAIN REQUIRED**

Call 770-908-9439 or check website for Price

GPM: 25-50
Attachment Size:

DXH752-T590/D000015 (#IS0512-023-17)



Manufacturer: BAUMALIGHT
Machine Size: 15,000LBS-42,000LBS 25-50GPM
Description: TREE SAW (WITH MOUNT) NO HOSES **CASE DRAIN REQUIRED**

Call 770-908-9439 or check website for Price

GPM: 25-50
Attachment Size:

TREE SAW MINI SKID STEER

DSM230-T508 (#IS0499-023-17)



Manufacturer: BAUMALIGHT
Machine Size: MINI
Description: MIN TREE SAW

Call 770-908-9439 or check website for Price

GPM: 9-20
Attachment Size:

TREE SAW SKID STEER

DSA530-T530 (#IS3387-023-17)



Manufacturer: BAUMALIGHT
Machine Size:
Description: DSA530 Rotating Tree Saw for Skid Steer***CASE DRAIN NEEDED***

Call 770-908-9439 or check website for Price

GPM: 15-35
Attachment Size:

DSM530-T530 (#IS3386-023-17)




Manufacturer: BAUMALIGHT
Machine Size:
Description: DSM530 Manual Rotation Tree Saw for Skidsteers***CASE DRAIN NEEDED***

Call 770-908-9439 or check website for Price

GPM: 15-35
Attachment Size:

HTS-3600 (#IS2462-025-19)




Manufacturer: BROWN
Machine Size: SSL 26GPM-42GPM
Description: HTS-3600 Tree Saw for Skidsteers** CASE DRAIN REQUIRED**

Call 770-908-9439 or check website for Price

GPM: 26-42
Attachment Size:

HTS3-3620BA (#IS2460-025-19)




Manufacturer: BROWN
Machine Size: SSL 20 GPM MAX
Description: 180 Hydraulic Rotator Tree Saw 20 GPM Bent Axis Motor**CASE DRAIN REQUIRED**

Call 770-908-9439 or check website for Price

GPM: 20 MAX
Attachment Size:

HTS3-3640BA (#IS2461-025-19)



Manufacturer: BROWN
Machine Size: SSL 40 GPM MAX
Description: 180 Hydraulic Rotator Tree Saw 40 GPM Bent Axis Motor**CASE DRAIN REQUIRED**

Call 770-908-9439 or check website for Price

GPM: 40 MAX
Attachment Size:

TREE SHEAR EXCAVATOR

IXP508G/D000013 (#IS0483-023-17)



Manufacturer: BAUMALIGHT
Machine Size: 6,000LBS-20,000LBS
Description: TREE SHEAR (WITH MOUNT) NO HOSES PROVIDED**MUST SPECIFY MOUNT**

Call 770-908-9439 or check website for Price

Attachment Size: 8" TREE SIZE

IXP510G/D000015 (#IS0484-023-17)



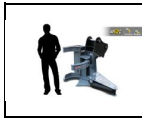
Manufacturer: BAUMALIGHT
Machine Size: 10,000LBS-30,000LBS
Description: The IXP pivoting tree shear model offer a full 90 degree radius. (WITH MOUNT AND PINS) NO HOSES PROVIDED**MUST SPECIFY MOUNT

Call 770-908-9439 or check website for Price

Attachment Size: 10" TREE SIZE

IXP512G/D000015 (#IS0485-023-17)

Call 770-908-9439 or check website for Price



Manufacturer: BAUMALIGHT
Machine Size: 16,000LBS-40,000LBS
Attachment Size: 12" TREE SIZE
Description: TREE SHEAR WITH BUNCHER. (WITH MOUNT AND PINS) NO HOSES PROVIDED**MUST SPECIFY MOUNT

IXV508/D000013 (#IS0479-023-17)

Call 770-908-9439 or check website for Price



Manufacturer: BAUMALIGHT
Machine Size: 6,000LBS-20,000LBS
Attachment Size: 8" TREE SIZE
Description: TREE SHEAR (WITH MOUNT AND PINS) NO HOSES PROVIDED**MUST SPECIFY MOUNT

IXV512/D000015 (#IS0481-023-17)


Call 770-908-9439 or check website for Price



Manufacturer: BAUMALIGHT
Machine Size: 16,000LBS-40,000LBS
Attachment Size: 12" LIMB SIZE
Description: IXV vertical Incisor tree shear model (WITH MOUNT AND PINS) NO HOSES PROVIDED**MUST SPECIFY MOUNT

IXV715/D000025 (#IS0482-023-17)

Call 770-908-9439 or check website for Price



Manufacturer: BAUMALIGHT
Machine Size: 30,000LBS-52,000LBS
Attachment Size: 15" TREE SIZE
Description: IXV715 TREE SHEAR (WITH MOUNT AND PINS) NO HOSES PROVIDED**MUST SPECIFY MOUNT

TREE SHEAR SKID STEER

ISH510G (#IS0470-023-17)

Call 770-908-9439 or check website for Price



Manufacturer: BAUMALIGHT
Machine Size: 4,000LBS-7,000LBS
Attachment Size: 10" TREE SIZE
Description: TREE SHEAR WITH BUNCHER

ISH512G (#IS0471-023-17)

Call 770-908-9439 or check website for Price



Manufacturer: BAUMALIGHT
Machine Size: 5,000LBS-8,000LBS
Attachment Size: 12" TREE SIZE
Description: TREE SHEAR WITH BUNCHER

ISH712G (#IS1755-023-17)

Call 770-908-9439 or check website for Price



Manufacturer: BAUMALIGHT
Machine Size: 6,000LBS-12,000LBS
Attachment Size: 12" TREE SIZE
Description: TREE SHEAR WITH BUNCHER

ISR512 (#IS0468-023-17)

Call 770-908-9439 or check website for Price



Manufacturer: BAUMALIGHT
Machine Size: 5,000LBS-8,000LBS
Attachment Size: 12" TREE SIZE
Description: TREE SHEAR

TREE SPADE 3 POINT HITCH 24" ROOT BALL

PT324/D001782 (#IS2393-023-17)

Call 770-908-9439 or check website for Price



Manufacturer: BAUMALIGHT
Machine Size: 3000LBS MINIMUM TRACTOR WEIGHT
Attachment Size: 24" ROOT BALL
Description: PT324-D001782 - ST324 w/6M 3PT Hitch Adaptor - Electric Controls (20" of wire)

PT324/D003430 (#IS3572-023-17)

Call 770-908-9439 or check website for Price



Manufacturer: BAUMALIGHT
Machine Size: 3000LBS MINIMUM TRACTOR WEIGHT
Attachment Size: 24" ROOT BALL
Description: PT324-D003430 - ST324 w/6M 3PT Hitch Adaptor - Wireless Controls (needs 12v to spade)

PT324/D003443 (#IS3573-023-17)

Call 770-908-9439 or check website for Price



Manufacturer: BAUMALIGHT
Machine Size: 3000LBS MINIMUM TRACTOR WEIGHT **Attachment Size:** 24" ROOT BALL
Description: PT324-D003443 - ST324 w/6M 3PT Hitch Adaptor - Manual Controls

TREE SPADE 3 POINT HITCH 30" ROOT BALL**PS330/D001261 (#IS2395-023-17)**

Call 770-908-9439 or check website for Price



Manufacturer: BAUMALIGHT
Machine Size: 4000 LB MINIMUM TRACTOR WEIGHT **Attachment Size:** 30" ROOT BALL
Description: PS330-D001261 - SS330 w/7M 3PT Hitch Adaptor - Electric Controls (20" of wire)

PS330/D001565 (#IS3571-023-17)

Call 770-908-9439 or check website for Price



Manufacturer: BAUMALIGHT
Machine Size: 4000 LB MINIMUM TRACTOR WEIGHT **Attachment Size:** 30" ROOT BALL
Description: PS330-D001565 - SS330 w/7M 3PT Hitch Adaptor - Wireless Controls (needs 12v to spade)

PT330/D001782 (#IS2394-023-17)

Call 770-908-9439 or check website for Price



Manufacturer: BAUMALIGHT
Machine Size: 4000 LB MINIMUM TRACTOR WEIGHT **Attachment Size:** 30" ROOT BALL
Description: PT330-D001782 - ST330 w/7M 3PT Hitch Adaptor - Electric Controls (20" of wire)

PT330/D003430 (#IS3566-023-17)

Call 770-908-9439 or check website for Price



Manufacturer: BAUMALIGHT
Machine Size: 4000 LB MINIMUM TRACTOR WEIGHT **Attachment Size:** 30" ROOT BALL
Description: PT330-D003430 - ST330 w/7M 3PT Hitch Adaptor - Wirelss Controls (needs 12v to spade)

PT330/D003443 (#IS3567-023-17)

Call 770-908-9439 or check website for Price



Manufacturer: BAUMALIGHT
Machine Size: 4000 LB MINIMUM TRACTOR WEIGHT **Attachment Size:** 30" ROOT BALL
Description: PT330-D003443 - ST330 w/7M 3PT Hitch Adaptor - Manual Controls

TREE SPADE 3 POINT HITCH 40" ROOT BALL**PT440/D001313 (#IS2396-023-17)**

Call 770-908-9439 or check website for Price



Manufacturer: BAUMALIGHT
Machine Size: 6000 LB MINIMUM TRACTOR WEIGHT **Attachment Size:** 40" ROOT BALL
Description: PT440-D001313 - ST440 w/7M 3PT Hitch Adaptor - Electric Controls (20" of wire)

PT440/D001566 (#IS3564-023-17)

Call 770-908-9439 or check website for Price



Manufacturer: BAUMALIGHT
Machine Size: 6000 LB MINIMUM TRACTOR WEIGHT **Attachment Size:** 40" ROOT BALL
Description: PT440-D001566 - ST440 w/7M 3PT Hitch Adaptor - Wirelss Controls (needs 12v to spade)

PT440/D003445 (#IS3565-023-17)

Call 770-908-9439 or check website for Price



Manufacturer: BAUMALIGHT
Machine Size: 6000 LB MINIMUM TRACTOR WEIGHT **Attachment Size:** 40" ROOT BALL
Description: PT440-D003445 - ST440 w/7M 3PT Hitch Adaptor - Manual Controls

TREE SPADE 3 POINT HITCH 50" ROOT BALL**PT650/D001783 (#IS2397-023-17)**

Call 770-908-9439 or check website for Price



Manufacturer: BAUMALIGHT
Machine Size: 10000 LB MINIMUM TRACTOR WEIGHT **Attachment Size:** 50" ROOT BALL
Description: PT650-D001783 - ST650 w/9M 3PT Hitch Adaptor - Electric Controls (20" of wire)

PT650/D003446 (#IS3568-023-17)

Call 770-908-9439 or check website for Price



Manufacturer: BAUMALIGHT
Machine Size: 10000 LB MINIMUM TRACTOR WEIGHT **Attachment Size:** 50" ROOT BALL
Description: PT650-D003446 - ST650 w/9M 3PT Hitch Adaptor - Manual Controls

PT650/D003447 (#IS3569-023-17)

Call 770-908-9439 or check website for Price



Manufacturer: BAUMALIGHT
Machine Size: 10000 LB MINIMUM TRACTOR WEIGHT **Attachment Size:** 50" ROOT BALL
Description: PT650-D003447 - ST650 w/9M 3PT Hitch Adaptor - Wireless Controls (needs 12v to spade)

TREE SPADE MINI SKID STEER

X4C (#IS2618-023-17)

Call 770-908-9439 or check website for Price



Manufacturer: BAUMALIGHT
Machine Size: MINI BOBCAT
Description: TREE SPADE BOBCAT MOUNT SPECIFIC

Attachment Size:

X4M (#IS1530-023-17)

Call 770-908-9439 or check website for Price



Manufacturer: BAUMALIGHT
Machine Size: MINI
Description: TREE SPADE MINI

Attachment Size:

TREE SPADE SKID STEER 24" ROOT BALL

ST324-D001782 (#IS3555-023-17)

Call 770-908-9439 or check website for Price



Manufacturer: BAUMALIGHT
Machine Size: 4,500LBS-12,000LBS
Description: TREE SPADE (ELECTRIC CONTROLS WITH 20' OF WIRE)

Attachment Size: 24" ROOT BALL

ST324-D003427 (#IS3551-023-17)

Call 770-908-9439 or check website for Price



Manufacturer: BAUMALIGHT
Machine Size: 4,500LBS-12,000LBS
Description: TREE SPADE (AUX CONNECTION FOR ST324) REQUIRED 2 LIVE PINS

Attachment Size: 24" ROOT BALL

ST324-D003430 (#IS1532-023-17)

Call 770-908-9439 or check website for Price



Manufacturer: BAUMALIGHT
Machine Size: 4,500LBS-12,000LBS
Description: TREE SPADE (WIRELESS HAND CONTROLS WITH 20' OF WIRE)

Attachment Size: 24" ROOT BALL

ST324-D003443 (#IS3552-023-17)

Call 770-908-9439 or check website for Price




Manufacturer: BAUMALIGHT
Machine Size: 4,500LBS-12,000LBS
Description: TREE SPADE (MANUAL CONTROLS)

Attachment Size: 24" ROOT BALL

X4S (#IS1531-023-17)

Call 770-908-9439 or check website for Price




Manufacturer: BAUMALIGHT
Machine Size: 6,000LBS-12,000LBS
Description: TREE SPADE

Attachment Size:

TREE SPADE SKID STEER 30" ROOT BALL

SS330-D001261 (#IS3328-023-17)

Call 770-908-9439 or check website for Price



Manufacturer: BAUMALIGHT
Machine Size: 5,200LBS-12,000LBS
Description: TREE SPADE (ELECTRIC CONTROLS WITH 20' OF WIRE) Needs 12V wire to spade

Attachment Size: 30" ROOT BALL

SS330-D001565 (#IS3558-023-17)

Call 770-908-9439 or check website for Price

**Manufacturer** BAUMALIGHT**Machine Size:** 5,200LBS-12,000LBS**Description:** TREE SPADE (WIRELESS HAND CONTROLS WITH 20' OF WIRE)**Attachment Size:** 30" ROOT BALL**SS330-D003428 (#IS3327-023-17)**

Call 770-908-9439 or check website for Price

**Manufacturer** BAUMALIGHT**Machine Size:** 5,200LBS-12,000LBS**Description:** TREE SPADE (AUX CONNECTIONS) REQUIRED 3 LIVE PINS**Attachment Size:** 30" ROOT BALL**SS330-D003444 (#IS3326-023-17)**

Call 770-908-9439 or check website for Price

**Manufacturer** BAUMALIGHT**Machine Size:** 5,200LBS-12,000LBS**Description:** TREE SPADE (MANUAL CONTROLS)**Attachment Size:** 30" ROOT BALL**TREE SPADE SKID STEER 34" ROOT BALL****DR434-D001313 (#IS4060-023-17)**

Call 770-908-9439 or check website for Price

**Manufacturer** BAUMALIGHT**Machine Size:** SSL**Description:** DR434 Skidsteer Industrial Tree Spade34" 4-Blade Skidsteer Spade-Electric Controls (20" of wire)**WEIGHT** 2480 LBS**Attachment Size:** 34" ROOT BALL**DR434-D001566 (#IS4058-023-17)**

Call 770-908-9439 or check website for Price

**Manufacturer** BAUMALIGHT**Machine Size:** SSL**Description:** DR434 Skidsteer Industrial Tree Spade34" 4-Blade Skidsteer Spade-Wireless Controls (needs 12V to spade)**WEIGHT** 2480 LBS**Attachment Size:** 34" ROOT BALL**DR434-D003429 (#IS4059-023-17)**

Call 770-908-9439 or check website for Price

**Manufacturer** BAUMALIGHT**Machine Size:** SSL**Description:** DR434 Skidsteer Industrial Tree Spade34" 4-Blade Skidsteer Spade-AUX Controls (need skidsteer make/model)**WEIGHT** 2480 LBS**Attachment Size:** 34" ROOT BALL**TREE SPADE SKID STEER 38" ROOT BALL****DR438-D001313 (#IS4063-023-17)**

Call 770-908-9439 or check website for Price

**Manufacturer** BAUMALIGHT**Machine Size:** SSL**Description:** DR438 Skidsteer Industrial Tree Spade38" 4-Blade Skidsteer Spade-Electric Controls (20" of wire)**WEIGHT** 2500 LBS**Attachment Size:** 38" BALL ROOT**DR438-D001566 (#IS4061-023-17)**

Call 770-908-9439 or check website for Price


**Manufacturer** BAUMALIGHT**Machine Size:** SSL**Description:** DR438 Skidsteer Industrial Tree Spade38" 4-Blade Skidsteer Spade-Wireless Controls (need 12V to spade)**WEIGHT** 2500 LBS**Attachment Size:** 38" BALL ROOT**DR438-D003429 (#IS4062-023-17)**

Call 770-908-9439 or check website for Price

**Manufacturer** BAUMALIGHT**Machine Size:** SSL**Description:** DR438 Skidsteer Industrial Tree Spade38" 4-Blade Skidsteer Spade-AUX Controls (need skidsteer make/model)**WEIGHT** 2500 LBS**Attachment Size:** 38" BALL ROOT**TREE SPADE SKID STEER 40" ROOT BALL**

ST440-D001313 (#IS3554-023-17)

Call 770-908-9439 or check website for Price



Manufacturer: BAUMALIGHT
Machine Size: 8,500LBS-12,000LBS
Description: TREE SPADE (ELECTRIC CONTROLS WITH 20' OF WIRE)

Attachment Size: 40" ROOT BALL

ST440-D001566 (#IS1534-023-17)

Call 770-908-9439 or check website for Price




Manufacturer: BAUMALIGHT
Machine Size: 8,500LBS-12,000LBS
Description: TREE SPADE (WIRELESS HAND CONTROLS WITH 20' OF WIRE)

Attachment Size: 40" ROOT BALL

ST440-D003429 (#IS3550-023-17)

Call 770-908-9439 or check website for Price



Manufacturer: BAUMALIGHT
Machine Size: 8,500LBS-12,000LBS
Description: TREE SPADE (AUX CONNECTION FOR ST440) REQUIRED 5 LIVE PINS**MUST SPECIFY WIRE HARNESS***

Attachment Size: 40" ROOT BALL

ST440-D003445 (#IS3557-023-17)

Call 770-908-9439 or check website for Price



Manufacturer: BAUMALIGHT
Machine Size: 8,500LBS-12,000LBS
Description: TREE SPADE (MANUAL CONTROLS)

Attachment Size: 40" ROOT BALL

TREE SPADE SKID STEER 44" ROOT BALL

DR444-D001313 (#IS4066-023-17)

Call 770-908-9439 or check website for Price



Manufacturer: BAUMALIGHT
Machine Size: SSL
Description: DR444 Skidsteer Industrial Tree Spade 44" 4-Blade Skidsteer Spade - Electric Controls (20" of wire)

WEIGHT: 2950 LBS

Attachment Size: 44" BALL ROOT

DR444-D001566 (#IS4064-023-17)

Call 770-908-9439 or check website for Price



Manufacturer: BAUMALIGHT
Machine Size: SSL
Description: DR444 Skidsteer Industrial Tree Spade 44" 4-Blade Skidsteer Spade - Wireless Controls (needs 12v to spade)

WEIGHT: 2950 LBS

Attachment Size: 44" BALL ROOT

DR444-D003429 (#IS4065-023-17)

Call 770-908-9439 or check website for Price



Manufacturer: BAUMALIGHT
Machine Size: SSL
Description: DR444 Skidsteer Industrial Tree Spade 44" 4-Blade Skidsteer Spade - AUX Controls (need skidsteer make/model)

WEIGHT: 2950 LBS

Attachment Size: 44" BALL ROOT

TREE SPADE SKID STEER 50" ROOT BALL

ST650-D001305/D001783 (#IS3562-023-17)

Call 770-908-9439 or check website for Price



Manufacturer: BAUMALIGHT
Machine Size: 9,000LBS-12,000LBS
Description: TREE SPADE (ELECTRIC CONTROLS WITH 20' OF WIRE)

Attachment Size: 50" ROOT BALL

ST650-D001305/D003446 (#IS3560-023-17)

Call 770-908-9439 or check website for Price



Manufacturer: BAUMALIGHT
Machine Size: 9,000LBS-12,000LBS
Description: TREE SPADE (MANUAL CONTROLS)

Attachment Size: 50" ROOT BALL

ST650-D001305/D003449 (#IS3561-023-17)

Call 770-908-9439 or check website for Price



Manufacturer: BAUMALIGHT
Machine Size: 9,000LBS-12,000LBS
Description: TREE SPADE (WIRED HAND CONTROLS WITH AUX) NEED 12 VOLT TO SPADE REQUIRED 1 LIVE PIN

Attachment Size: 50" ROOT BALL

**Prices subject to change at anytime..call for most up-to-date pricing.

ST650-D001305/D003449 (#IS3563-023-17)

Call 770-908-9439 or check website for Price



Manufacturer: BAUMALIGHT

Machine Size: 9,000LBS-12,000LBS

Description: TREE SPADE (AUX CONNECTION FOR ST 650) REQUIRED 7 LIVE PINS

Attachment Size: 50" ROOT BALL

TREE SPADE TELEHANDLER 24" ROOT BALL

ST324/D001782 (#IS3594-023-17)

Call 770-908-9439 or check website for Price



Manufacturer: BAUMALIGHT

Machine Size: 4,500LBS-12,000LBS

Description: TREE SPADE (ELECTRIC CONTROLS WITH 20' OF WIRE)***MUST SPECIFY MOUNT***

Attachment Size: 24" ROOT BALL

ST324/D003427 (#IS3595-023-17)

Call 770-908-9439 or check website for Price



Manufacturer: BAUMALIGHT

Machine Size: 4,500LBS-12,000LBS

Description: TREE SPADE (AUX CONNECTION FOR ST324) REQUIRED 2 LIVE PINS***MUST SPECIFY MOUNT***

Attachment Size: 24" ROOT BALL

ST324/D003430 (#IS3596-023-17)

Call 770-908-9439 or check website for Price



Manufacturer: BAUMALIGHT

Machine Size: 4,500LBS-12,000LBS

Description: TREE SPADE (WIRELESS HAND CONTROLS WITH 20' OF WIRE)***MUST SPECIFY MOUNT***

Attachment Size: 24" ROOT BALL

ST324/D003443 (#IS3597-023-17)

Call 770-908-9439 or check website for Price



Manufacturer: BAUMALIGHT

Machine Size: 4,500LBS-12,000LBS

Description: TREE SPADE (MANUAL CONTROLS)***MUST SPECIFY MOUNT***

Attachment Size: 24" ROOT BALL

TREE SPADE TELEHANDLER 30" ROOT BALL

SS330/D001261 (#IS3587-023-17)

Call 770-908-9439 or check website for Price



Manufacturer: BAUMALIGHT


Machine Size: 5,200LBS-12,000LBS

Description: TREE SPADE (ELECTRIC CONTROLS WITH 20' OF WIRE) Needs 12V wire to spade***MUST SPECIFY MOUNT***

Attachment Size: 30" ROOT BALL

SS330/D001565 (#IS3589-023-17)

Call 770-908-9439 or check website for Price



Manufacturer: BAUMALIGHT

Machine Size: 5,200LBS-12,000LBS

Description: TREE SPADE (WIRELESS HAND CONTROLS WITH 20' OF WIRE)***MUST SPECIFY MOUNT***

Attachment Size: 30" ROOT BALL

SS330/D003428 (#IS3590-023-17)

Call 770-908-9439 or check website for Price



Manufacturer: BAUMALIGHT


Machine Size: 5,200LBS-12,000LBS

Description: TREE SPADE (AUX CONNECTIONS) REQUIRED 3 LIVE PINS***MUST SPECIFY MOUNT***

Attachment Size: 30" ROOT BALL

SS330/D003444 (#IS3593-023-17)

Call 770-908-9439 or check website for Price



Manufacturer: BAUMALIGHT

Machine Size: 5,200LBS-12,000LBS

Description: TREE SPADE (MANUAL CONTROLS)***MUST SPECIFY MOUNT***

Attachment Size: 30" ROOT BALL

TREE SPADE TELEHANDLER 40" ROOT BALL

ST440/D001313 (#IS3599-023-17)

Call 770-908-9439 or check website for Price



Manufacturer: BAUMALIGHT
Machine Size: 8,500LBS-12,000LBS
Description: TREE SPADE (ELECTRIC CONTROLS WITH 20' OF WIRE)***MUST SPECIFY MOUNT***
Attachment Size: 40" ROOT BALL

ST440/D001566 (#IS3600-023-17)

Call 770-908-9439 or check website for Price



Manufacturer: BAUMALIGHT
Machine Size: 8,500LBS-12,000LBS
Description: TREE SPADE (WIRELESS HAND CONTROLS WITH 20' OF WIRE)***MUST SPECIFY MOUNT***
Attachment Size: 40" ROOT BALL

ST440/D003429 (#IS3601-023-17)

Call 770-908-9439 or check website for Price



Manufacturer: BAUMALIGHT
Machine Size: 8,500LBS-12,000LBS
Description: TREE SPADE (AUX CONNECTION FOR ST440) REQUIRED 5 LIVE PINS***MUST SPECIFY MOUNT****MUST SPECIFY WIRE HARNESS***
Attachment Size: 40" ROOT BALL

ST440/D003445 (#IS3603-023-17)

Call 770-908-9439 or check website for Price



Manufacturer: BAUMALIGHT
Machine Size: 8,500LBS-12,000LBS
Description: TREE SPADE (MANUAL CONTROLS)***MUST SPECIFY MOUNT***
Attachment Size: 40" ROOT BALL

TREE SPADE TELEHANDLER 50" ROOT BALL

ST650/D001305/D001783 (#IS3604-023-17)

Call 770-908-9439 or check website for Price



Manufacturer: BAUMALIGHT
Machine Size: 9,000LBS-12,000LBS
Description: TREE SPADE (ELECTRIC CONTROLS WITH 20' OF WIRE)***MUST SPECIFY MOUNT***
Attachment Size: 50" ROOT BALL

ST650/D001305/D003446 (#IS3605-023-17)

Call 770-908-9439 or check website for Price



Manufacturer: BAUMALIGHT
Machine Size: 9,000LBS-12,000LBS
Description: TREE SPADE (MANUAL CONTROLS)***MUST SPECIFY MOUNT***
Attachment Size: 50" ROOT BALL

ST650/D001305/D003449 (#IS3607-023-17)

Call 770-908-9439 or check website for Price



Manufacturer: BAUMALIGHT
Machine Size: 9,000LBS-12,000LBS
Description: TREE SPADE (WIRED HAND CONTROLS WITH AUX) NEED 12 VOLT TO SPADE REQUIRED 1 LIVE PIN***MUST SPECIFY MOUNT***
Attachment Size: 50" ROOT BALL

ST650/D001305/D003449 (#IS3608-023-17)

Call 770-908-9439 or check website for Price



Manufacturer: BAUMALIGHT
Machine Size: 9,000LBS-12,000LBS
Description: TREE SPADE (AUX CONNECTION FOR ST 650) REQUIRED 7 LIVE PINS***MUST SPECIFY MOUNT***
Attachment Size: 50" ROOT BALL

TREE SPADES TRAILERED MOUNTED

TR330/D0001575 (#IS3298-023-17)

Call 770-908-9439 or check website for Price



Manufacturer: BAUMALIGHT
Machine Size: TRAILER
Description: Trailer Mounted Tree Spade-With Self Contained Hydraulic Power Pack
Attachment Size: 30" ROOT BALL

TR440/D001575 (#IS1536-023-17)

Call 770-908-9439 or check website for Price



Manufacturer: BAUMALIGHT
Machine Size: TRAILER
Description: Trailer Mounted Tree Spade-With Self Contained Hydraulic Power Pack
Attachment Size: 40" ROOT BALL

TR650/D001575 (#IS1537-023-17)

Call 770-908-9439 or check website for Price



Manufacturer: BAUMALIGHT

Machine Size: TRAILER

Attachment Size: 50" ROOT BALL

Description: Trailer Mounted Tree Spade-With Self Contained Hydraulic Power Pack

TRENCH ROLLER BACKHOE

ACWBLPF12 (#IS1027-035-15)

Call 770-908-9439 or check website for Price



Manufacturer: ARROWHEAD ROCKDRILL

Machine Size:

Attachment Size: 12" PAD WIDTH

Description: MECHANICAL TRENCH ROLLER***MUST SPECIFY MOUNT***

ACWBLPF18 (#IS1028-035-15)

Call 770-908-9439 or check website for Price



Manufacturer: ARROWHEAD ROCKDRILL

Machine Size:

Attachment Size: 18" PAD WIDTH

Description: MECHANICAL TRENCH ROLLER***MUST SPECIFY MOUNT***

ACWBLPF24 (#IS1029-035-15)

Call 770-908-9439 or check website for Price



Manufacturer: ARROWHEAD ROCKDRILL

Machine Size:

Attachment Size: 24" PAD WIDTH

Description: MECHANICAL TRENCH ROLLER***MUST SPECIFY MOUNT***

ACWBLPF36 (#IS1030-035-15)

Call 770-908-9439 or check website for Price



Manufacturer: ARROWHEAD ROCKDRILL

Machine Size:

Attachment Size: 36" PAD WIDTH

Description: MECHANICAL TRENCH ROLLER***MUST SPECIFY MOUNT***

TRENCH ROLLER EXCAVATOR

ACWCEPF12 (#IS1024-035-15)

Call 770-908-9439 or check website for Price



Manufacturer: ARROWHEAD ROCKDRILL

Machine Size: 12,000LBS-38,000LBS

Attachment Size: 12" PAD WIDTH

Description: MECHANICAL TRENCH ROLLER***MUST SPECIFY MOUNT***

ACWCEPF18 (#IS1025-035-15)

Call 770-908-9439 or check website for Price



Manufacturer: ARROWHEAD ROCKDRILL

Machine Size: 12,000LBS-38,000LBS

Attachment Size: 18" PAD WIDTH

Description: MECHANICAL TRENCH ROLLER***MUST SPECIFY MOUNT***

ACWCEPF24 (#IS1026-035-15)

Call 770-908-9439 or check website for Price



Manufacturer: ARROWHEAD ROCKDRILL

Machine Size: 12,000LBS-38,000LBS

Attachment Size: 24" PAD WIDTH

Description: MECHANICAL TRENCH ROLLER***MUST SPECIFY MOUNT***

ACWCEPF8 (#IS1023-035-15)

Call 770-908-9439 or check website for Price



Manufacturer: ARROWHEAD ROCKDRILL

Machine Size: 5,600LBS-10,000LBS

Attachment Size: 8" PAD WIDTH

Description: MECHANICAL TRENCH ROLLER***MUST SPECIFY MOUNT***

TRENCHER MINI SKID STEER

18392/18401/16690/24305/18558 (#IS3937-025-34)

Call 770-908-9439 or check website for Price



Manufacturer: PALADIN

GPM: 6-10

Machine Size: MINI 6GPM-10GPM

Attachment Size: 24" X 8" TRENCH

Description: 24" X 8" MINI TRENCHER 615**PLUG AND PLAY**UNIVERSAL MOUNT

**Prices subject to change at anytime..call for most up-to-date pricing.

18392/18401/16690/89952/18558 (#IS2237-025-34)

Call 770-908-9439 or check website for Price



Manufacturer: PALADIN

GPM: 6-10

Machine Size: MINI 6GPM-10GPM

Attachment Size: 24" X 8" TRENCH

Description: 24" X 8" MINI TRENCHER 615**PLUG AND PLAY**UNIVERSAL MOUNT

18392/18401/16691/24305/18558 (#IS3939-025-34)

Call 770-908-9439 or check website for Price



Manufacturer: PALADIN

GPM: 6-10

Machine Size: MINI 6GPM-10GPM

Attachment Size: 24" X 6" TRENCH

Description: 24" X 6" MINI TRENCHER 615**PLUG AND PLAY**UNIVERSAL MOUNT

18392/18401/16691/89952/18558 (#IS2231-025-34)

Call 770-908-9439 or check website for Price



Manufacturer: PALADIN

GPM: 6-10

Machine Size: MINI 6GPM-10GPM

Attachment Size: 24" X 6" TRENCH

Description: 24" X 6" MINI TRENCHER 615**PLUG AND PLAY**UNIVERSAL MOUNT

18392/18402/16685/2405/18558 (#IS3941-025-34)

Call 770-908-9439 or check website for Price



Manufacturer: PALADIN

GPM: 6-10

Machine Size: MINI 6GPM-10GPM

Attachment Size: 30" X 8" TRENCH

Description: 30" X 8" MINI TRENCHER 615**PLUG AND PLAY**UNIVERSAL MOUNT

18392/18402/16685/89952/18558 (#IS2239-025-34)

Call 770-908-9439 or check website for Price



Manufacturer: PALADIN

GPM: 6-10

Machine Size: MINI 6GPM-10GPM

Attachment Size: 30" X 8" TRENCH

Description: 30" X 8" MINI TRENCHER 615**PLUG AND PLAY**UNIVERSAL MOUNT

18392/18402/16686/18767/2403 (#IS3942-025-34)

Call 770-908-9439 or check website for Price



Manufacturer: PALADIN

GPM: 6-10

Machine Size: MINI 6GPM-10GPM

Attachment Size: 30" X 6" TRENCH

Description: 30" X 6" MINI TRENCHER 615**PLUG AND PLAY**UNIVERSAL MOUNT

18392/18402/16686/18767/89952 (#IS2233-025-34)

Call 770-908-9439 or check website for Price



Manufacturer: PALADIN

GPM: 6-10

Machine Size: MINI 6GPM-10GPM

Attachment Size: 30" X 6" TRENCH

Description: 30" X 6" MINI TRENCHER 615**PLUG AND PLAY**UNIVERSAL MOUNT

18392/18403/16685/2403/18558 (#IS3943-025-34)

Call 770-908-9439 or check website for Price



Manufacturer: PALADIN

GPM: 6-10

Machine Size: MINI 6GPM-10GPM

Attachment Size: 36" X 8" TRENCH

Description: 36" X 8" MINI TRENCHER 615**PLUG AND PLAY**UNIVERSAL MOUNT

18392/18403/16685/89952/18558 (#IS2241-025-34)

Call 770-908-9439 or check website for Price



Manufacturer: PALADIN

GPM: 6-10

Machine Size: MINI 6GPM-10GPM

Attachment Size: 36" X 8" TRENCH

Description: 36" X 8" MINI TRENCHER 615**PLUG AND PLAY**UNIVERSAL MOUNT

18393/16686/18402/2403/18558 (#IS3944-025-34)

Call 770-908-9439 or check website for Price



Manufacturer: PALADIN

GPM: 10-16

Machine Size: MINI 10GPM-16GPM

Attachment Size: 30" X 6" TRENCH

Description: 30" X 6" MINI TRENCHER 615**PLUG AND PLAY**UNIVERSAL MOUNT

18393/16686/18402/89952/18558 (#IS2234-025-34)

Call 770-908-9439 or check website for Price



Manufacturer: PALADIN

GPM: 10-16

Machine Size: MINI 10GPM-16GPM

Attachment Size: 30" X 6" TRENCH

Description: 30" X 6" MINI TRENCHER 615**PLUG AND PLAY**UNIVERSAL MOUNT

18393/18401/16690/2403/18558 (#IS3945-025-34)



Manufacturer: PALADIN
Machine Size: MINI 10GPM-16GPM
Description: 24" X 8" MINI TRENCHER 615**PLUG AND PLAY**UNIVERSAL MOUNT

Call 770-908-9439 or check website for Price

GPM: 10-16
Attachment Size: 24" X 8" TRENCH

18393/18401/16690/89952/18558 (#IS2238-025-34)



Manufacturer: PALADIN
Machine Size: MINI 10GPM-16GPM
Description: 24" X 8" MINI TRENCHER 615**PLUG AND PLAY**UNIVERSAL MOUNT

Call 770-908-9439 or check website for Price

GPM: 10-16
Attachment Size: 24" X 8" TRENCH

18393/18401/16691/89952/18558 (#IS2232-025-34)



Manufacturer: PALADIN
Machine Size: MINI 10GPM-16GPM
Description: 24" X 6" MINI TRENCHER 615**PLUG AND PLAY**UNIVERSAL MOUNT

Call 770-908-9439 or check website for Price

GPM: 10-16
Attachment Size: 24" X 6" TRENCH

18393/18402/16685/89952/18558 (#IS2240-025-34)



Manufacturer: PALADIN
Machine Size: MINI 10GPM-16GPM
Description: 30" X 8" MINI TRENCHER 615**PLUG AND PLAY**UNIVERSAL MOUNT

Call 770-908-9439 or check website for Price

GPM: 10-16
Attachment Size: 30" X 8" TRENCH

18393/18403/89824/89952/18558 (#IS2242-025-34)



Manufacturer: PALADIN
Machine Size: MINI 10GPM-16GPM
Description: 36" X 8" MINI TRENCHER 615**PLUG AND PLAY**UNIVERSAL MOUNT

Call 770-908-9439 or check website for Price

GPM: 10-16
Attachment Size: 36" X 8" TRENCH

24305/18392/18558/18403/89823 (#IS3947-025-34)



Manufacturer: PALADIN
Machine Size: ASV RT SERIS 6GPM-10GPM
Description: 36" X 6" MINI TRENCHER 615**PLUG AND PLAY**UNIVERSAL MOUNT

Call 770-908-9439 or check website for Price

GPM: 6-10
Attachment Size: 36" X 6" TRENCH

89952/18392/18558/18403/89823 (#IS2235-025-34)



Manufacturer: PALADIN
Machine Size: MINI 6GPM-10GPM
Description: 36" X 6" MINI TRENCHER 615**PLUG AND PLAY**UNIVERSAL MOUNT

Call 770-908-9439 or check website for Price

GPM: 6-10
Attachment Size: 36" X 6" TRENCH

89952/18393/18558/18403/89823 (#IS2236-025-34)



Manufacturer: PALADIN
Machine Size: MINI 10GPM-16GPM
Description: 36" X 6" MINI TRENCHER 615**PLUG AND PLAY**UNIVERSAL MOUNT

Call 770-908-9439 or check website for Price

GPM: 10-16
Attachment Size: 36" X 6" TRENCH

TN236-S3606 (#IS2571-023-17)



Manufacturer: BAUMALIGHT
Machine Size: MINI 12GPM-25GPM
Description: TN236 TRENCHER FOR MINI

Call 770-908-9439 or check website for Price

GPM: 12-25
Attachment Size: 36" X 6" TRENCH

TRENCHER SKID STEER

89220_19709/89282_79099 (#IS1540-025-34)



Manufacturer: PALADIN
Machine Size: SSL 12GPM-25GPM
Description: 625 TRENCHER TOOTH EVERY STATION 36" x 6" TRENCHER **PLUG AND PLAY**

Call 770-908-9439 or check website for Price

GPM: 12-25
Attachment Size: 36" X 6" TRENCHER

**Prices subject to change at anytime..call for most up-to-date pricing.

89220_19709/89284 _ 79101 (#IS1918-025-34)



Manufacturer: PALADIN
Machine Size: SSL 12GPM-25GPM
Description: 625 TRENCHER TOOTH EVERY STATION 48" x 6" TRENCHER **PLUG AND PLAY**

Call 770-908-9439 or check website for Price

GPM: 12-25

Attachment Size: 48" X 6" TRENCHER

89220_19709/89284 _ 79102 (#IS1919-025-34)



Manufacturer: PALADIN
Machine Size: SSL 12GPM-25GPM
Description: 625 TRENCHER TOOTH EVERY STATION 48" x 8" TRENCHER **PLUG AND PLAY**

Call 770-908-9439 or check website for Price

GPM: 12-25

Attachment Size: 48" X 8" TRENCHER

TRENCHER TRACTOR 3 POINT HITCH

78592/110631/80044 (#IS2004-025-34)



Manufacturer: PALADIN
Machine Size: 20HP-45HP
Description: 3-POINT HITCH (CATEGORY 1) REQUIRES HYDROSTATIC TRANSMISSION AND REAR REMOTES 30"DEEP/6"WIDE**PLUG AND PLAY**

Call 770-908-9439 or check website for Price

WEIGHT: 615LBS

Attachment Size: 30"DEEP/6"WIDE

78592/110632/80048 (#IS2005-025-34)



Manufacturer: PALADIN
Machine Size: 20HP-45HP
Description: 612 3-POINT HITCH (CATEGORY 1) REQUIRES HYDROSTATIC TRANSMISSION AND REAR REMOTES 36"DEEP/6"WIDE**PLUG AND PLAY**

Call 770-908-9439 or check website for Price

WEIGHT: 615LBS

Attachment Size: 36"DEEP/6"WIDE

78592/110633/80051 (#IS2006-025-34)



Manufacturer: PALADIN
Machine Size: 20HP-45HP
Description: 612 3-POINT HITCH (CATEGORY 1) REQUIRES HYDROSTATIC TRANSMISSION AND REAR REMOTES 48"DEEP/6"WIDE**PLUG AND PLAY**

Call 770-908-9439 or check website for Price

WEIGHT: 615LBS

Attachment Size: 48"DEEP/6"WIDE

UTILITY POLE PULLER SKIDSTEER

PP-1000 (#IS1123-023-45)



Manufacturer: SHAVER
Machine Size: SSL
Description: Utility Pole Puller – Skid Steer Mount

Call 770-908-9439 or check website for Price

Attachment Size:

UTILITY TRAILERS

TR8016TS/102158 (#IS4046-000-65)



Manufacturer: PEQUEA
Machine Size:
Description: 16' UTLITY EQUIPMENT TRAILER WITH 6' 5 Rib Mesh Ramp

Call 770-908-9439 or check website for Price

WEIGHT: 1900 LBS

Attachment Size: 16'

UTV MOWER

UTVM48 (#IS3845-000-64)



Manufacturer: MK MARTIN
Machine Size: ATV/SIDE BY SIDE
Description: Trail/UTV Mower

Call 770-908-9439 or check website for Price

WEIGHT:

Attachment Size: 44" WORKING WIDTH

VERTICAL MIXER DOUBLE AUGER

A520FD (#IS0456-000-14)



Manufacturer: ANDERSON
Machine Size: MINIMUM 80HP
Description: A520FD

Call 770-908-9439 or check website for Price

Attachment Size: 520 CU FT

**Prices subject to change at anytime..call for most up-to-date pricing.

A520ST (#IS3256-000-14)



Manufacturer: ANDERSON
Machine Size: MINIMUM 80HP
Description: A520ST

Call 770-908-9439 or check website for Price

Attachment Size: 520 CU FT

A700 (RIGHT SIDE TRAP DISCHARGE) (#IS0457-000-14)



Manufacturer: ANDERSON
Machine Size: MINIMUM 100HP
Description: A700

Call 770-908-9439 or check website for Price

Attachment Size: 700 CU FT

VERTICAL MIXER SINGLE AUGER

A280 (RIGHT SIDE TRAP DISCHARGE) (#IS0454-000-14)



Manufacturer: ANDERSON
Machine Size: MINIMUM 60HP
Description: A280

Call 770-908-9439 or check website for Price

Attachment Size: 280 CU FT

A280ST (RIGHT SIDE TRAP DISCHARGE) (#IS3754-000-14)



Manufacturer: ANDERSON
Machine Size: MINIMUM 60HP
Description: A280ST

Call 770-908-9439 or check website for Price

Attachment Size: 280 CU FT

A380 (RIGHT SIDE TRAP DISCHARGE) (#IS0455-000-14)



Manufacturer: ANDERSON
Machine Size: MINIMUM 75HP
Description: A380

Call 770-908-9439 or check website for Price

Attachment Size: 380 CU FT

A450ST (RIGHT SIDE TRAP DISCHARGE) (#IS2636-000-14)



Manufacturer: ANDERSON
Machine Size: MINIMUM 50HP
Description: A450ST

Call 770-908-9439 or check website for Price

Attachment Size: 450 CU FT

S280ST (#IS3756-000-14)



Manufacturer: ANDERSON
Machine Size:
Description: S280ST

Call 770-908-9439 or check website for Price

Attachment Size:

VERTICAL MIXER TRIPLE AUGER

A1230 (FRONT CONVEYOR DISCHARGE) (#IS0459-000-14)



Manufacturer: ANDERSON
Machine Size: MINIMUM 125HP
Description: A1230

Call 770-908-9439 or check website for Price

Attachment Size: 1230 CU FT

A950 (FRONT CONVEYOR DISCHARGE) (#IS0458-000-14)



Manufacturer: ANDERSON
Machine Size: MINIMUM 120HP
Description: A950

Call 770-908-9439 or check website for Price

Attachment Size: 950 CU FT

VIBRATORY COMPACTION PLATE EXCAVATOR

**Prices subject to change at anytime..call for most up-to-date pricing.

ACP1600 (#IS2694-035-15)



Manufacturer: ARROWHEAD ROCKDRILL
Machine Size: 18,000LBS-35,000LBS (18GPM-32GPM)
Description: VIBRATORY PLATE COMPACTOR***MUST SPECIFY MOUNT***THIS UNIT MUST ALWAYS BE RAN ON THE HAMMER CIRCUIT

Call 770-908-9439 or check website for Price

GPM: 18-32

Attachment Size: 28" X 32" BASE PLATE

ACP200 (#IS1031-035-15)



Manufacturer: ARROWHEAD ROCKDRILL
Machine Size: 2,250LBS-6,750LBS (7GPM-10GPM)
Description: VIBRATORY PLATE COMPACTOR***MUST SPECIFY MOUNT***THIS UNIT MUST ALWAYS BE RAN ON THE HAMMER CIRCUIT

Call 770-908-9439 or check website for Price

GPM: 7-10

Attachment Size: 8" X 20" BASE PLATE

ACP2400 (#IS2695-035-15)



Manufacturer: ARROWHEAD ROCKDRILL
Machine Size: 35,000LBS-61,000LBS (32GPM-42GPM)
Description: VIBRATORY PLATE COMPACTOR***MUST SPECIFY MOUNT***CASE DRAIN CRITICAL***THIS UNIT MUST ALWAYS BE RAN ON THE HAMMER CIRCUIT

Call 770-908-9439 or check website for Price

GPM: 32-42

Attachment Size: 47" X 34" BASE PLATE

ACP350 (#IS2684-035-15)



Manufacturer: ARROWHEAD ROCKDRILL
Machine Size: 5,600LBS-11,000LBS (10GPM-12GPM)
Description: VIBRATORY PLATE COMPACTOR***MUST SPECIFY MOUNT*** THIS UNIT MUST ALWAYS BE RAN ON THE HAMMER CIRCUIT

Call 770-908-9439 or check website for Price

GPM: 10-12

Attachment Size: 11.5" X 26" BASE PLATE

ACP550 (#IS1033-035-15)



Manufacturer: ARROWHEAD ROCKDRILL
Machine Size: 9,000LBS-19,000LBS (15GPM-18GPM)
Description: VIBRATORY PLATE COMPACTOR***MUST SPECIFY MOUNT*** THIS UNIT MUST ALWAYS BE RAN ON THE HAMMER CIRCUIT

Call 770-908-9439 or check website for Price

GPM: 15-18

Attachment Size: 17.5" X 30" BASE PLATE

VIBRATORY PLOW 3PT HITCH

19733/19381/101827/18690 (#IS3318-025-34)



Manufacturer: PALADIN
Machine Size: TRACTOR 8GPM TO 11GPM
Description: VIBRATORY PLOW 3PT HITCH CAT 1

Call 770-908-9439 or check website for Price

GPM: 8-11

Attachment Size: 12"-18" DEEP

VIBRATORY PLOW MINI SKID STEER

19734/19381/19384/18690 (#IS1747-025-34)



Manufacturer: PALADIN
Machine Size: MINI
Description: MINI VIBRATORY PLOW

Call 770-908-9439 or check website for Price

WEIGHT: 467LBS

Attachment Size: 12"-18" DEEP

VIBRATORY ROLLER MINI SKID STEER

109100 (#IS2243-025-34)



Manufacturer: PALADIN
Machine Size: MINI 6GPM-9GPM
Description: 36" smooth drum **PLUG AND PLAY**UNIVERSAL MOUNT

Call 770-908-9439 or check website for Price

GPM: 6-9

Attachment Size: 36" SMOOTH DRUM

109101 (#IS2244-025-34)



Manufacturer: PALADIN
Machine Size: MINI 10GPM-14GPM
Description: 36" smooth drum **PLUG AND PLAY**UNIVERSAL MOUNT

Call 770-908-9439 or check website for Price

GPM: 10-14

Attachment Size: 36" SMOOTH DRUM

VIBRATORY ROLLER PADDED SKID STEER

**Prices subject to change at anytime..call for most up-to-date pricing.

105066 (#IS1956-025-34)



Manufacturer: PALADIN
Machine Size: SSL 14GPM-22GPM
Description: 66" PADDED DRUM VIBRATORY ROLLER **PLUG AND PLAY**WEIGHT 2085LBS

Call 770-908-9439 or check website for Price

GPM: 14-22
Attachment Size: 66" PADDED ROLLER

105067 (#IS1957-025-34)



Manufacturer: PALADIN
Machine Size: SSL 14GPM-22GPM
Description: 73" PADDED DRUM VIBRATORY ROLLER **PLUG AND PLAY**WEIGHT 2230LBS

Call 770-908-9439 or check website for Price

GPM: 14-22
Attachment Size: 73" PADDED ROLLER

105068 (#IS1917-025-34)



Manufacturer: PALADIN
Machine Size: SSL 14GPM-22GPM
Description: 84" PADDED DRUM VIBRATORY ROLLER **PLUG AND PLAY** WEIGHT 2455LBS

Call 770-908-9439 or check website for Price

GPM: 14-22
Attachment Size: 84" PADDED ROLLER

VIBRATORY ROLLER SMOOTH SKID STEER

105062 (#IS1959-025-34)



Manufacturer: PALADIN
Machine Size: SSL 14GPM-22GPM
Description: 66" SMOOTH DRUM VIBRATORY ROLLER **PLUG AND PLAY**WEIGHT 2150LBS

Call 770-908-9439 or check website for Price

GPM: 14-22
Attachment Size: 66" SMOOTH DRUM ROLLER

105063 (#IS1960-025-34)



Manufacturer: PALADIN
Machine Size: SSL 14GPM-22GPM
Description: 73" SMOOTH DRUM VIBRATORY ROLLER **PLUG AND PLAY**WEIGHT 2300LBS

Call 770-908-9439 or check website for Price

GPM: 14-22
Attachment Size: 73" SMOOTH DRUM ROLLER

105064 (#IS1746-025-34)



Manufacturer: PALADIN
Machine Size: SSL 14GPM-22GPM
Description: 84" SMOOTH DRUM VIBRATORY ROLLER **PLUG AND PLAY**WEIGHT 2530LBS

Call 770-908-9439 or check website for Price

GPM: 14-22
Attachment Size: 84" SMOOTH DRUM ROLLER

12.CVLP.1500 (#IS3812-023-61)



Manufacturer: EI ATTACHMENTS
Machine Size: SSL
Description: VIBRATORY ROLLER SMOOTH SKID STEER

Call 770-908-9439 or check website for Price

WEIGHT: 1980 LBS
Attachment Size: 60" WORKING WIDTH

12.CVLP.1700 (#IS3813-023-61)



Manufacturer: EI ATTACHMENTS
Machine Size: SSL
Description: VIBRATORY ROLLER SMOOTH SKID STEER

Call 770-908-9439 or check website for Price

WEIGHT: 2260 LBS
Attachment Size: 68" WORKING WIDTH

12.CVLP.1700/PTR (#IS4551-023-61)



Manufacturer: EI ATTACHMENTS
Machine Size: SSL
Description: VIBRATORY ROLLER SMOOTH SKID STEER WITH A PAD FOOT KIT AND A WATER KIT WITH CONTROLS.

Call 770-908-9439 or check website for Price

WEIGHT: 2260 LBS
Attachment Size: 68" WORKING WIDTH

WOOD CHIPPER SKID STEER

BXH42 (#IS0303-023-24)



Manufacturer: WALLENSTEIN
Machine Size: 25 GPM
Description: 4" Chipper, Skidsteer Remote Powered, Self Feed

Call 770-908-9439 or check website for Price

GPM: 25 MAX
Attachment Size: 4" CAPACITY

WOOD CHIPPER TRACTOR 3PT HITCH

BX102R (#IS0291-023-24)



Manufacturer: WALLENSTEIN
Machine Size: 80-120 HP
Description: 10" Chipper, PTO powered, Hydraulic Feed

Call 770-908-9439 or check website for Price

Attachment Size: 10" CAPACITY

BX102RI (#IS0292-023-24)



Manufacturer: WALLENSTEIN
Machine Size: 75-120 HP
Description: 10" Chipper, PTO powered, Hydraulic Feed

Call 770-908-9439 or check website for Price

Attachment Size: 10" CAPACITY

BX102RPI (#IS0293-023-24)



Manufacturer: WALLENSTEIN
Machine Size: 80-120 HP
Description: 10" Chipper, PTO powered, Hydraulic Feed, P3 Pulse, Winch, Lift

Call 770-908-9439 or check website for Price

Attachment Size: 10" CAPACITY

BX102S (#IS0294-023-24)



Manufacturer: WALLENSTEIN
Machine Size: 80-120 HP
Description: 10" Chipper, PTO powered, Self Feed

Call 770-908-9439 or check website for Price

Attachment Size: 10" CAPACITY

BX36S (#IS0295-023-24)



Manufacturer: WALLENSTEIN
Machine Size: 12-30 HP
Description: 3.5" Chipper, PTO powered, Self Feed

Call 770-908-9439 or check website for Price

Attachment Size: 3.5" CAPACITY

BX52R (#IS0296-023-24)



Manufacturer: WALLENSTEIN
Machine Size: 25-55 HP
Description: 5" Chipper, PTO powered, Hydraulic Feed

Call 770-908-9439 or check website for Price

Attachment Size: 5" CAPACITY

BX52RI (#IS0297-023-24)



Manufacturer: WALLENSTEIN
Machine Size: 30-55 HP
Description: 5" Chipper, PTO powered, Hydraulic Feed

Call 770-908-9439 or check website for Price

Attachment Size: 5" CAPACITY

BX52S (#IS0298-023-24)



Manufacturer: WALLENSTEIN
Machine Size: 25-55 HP
Description: 5" Chipper, PTO powered, Self Feed

Call 770-908-9439 or check website for Price

Attachment Size: 5" CAPACITY

BX72R (#IS0299-023-24)



Manufacturer: WALLENSTEIN
Machine Size: 50-85 HP
Description: 7" Chipper, PTO powered, Hydraulic Feed

Call 770-908-9439 or check website for Price

Attachment Size: 7" CAPACITY

BX72RI (#IS0300-023-24)



Manufacturer: WALLENSTEIN
Machine Size: 45-85 HP
Description: 7" Chipper, PTO powered, Hydraulic Feed

Call 770-908-9439 or check website for Price

Attachment Size: 5" CAPACITY

BX72S (#IS0301-023-24)



Manufacturer: WALLENSTEIN
Machine Size: 50-85 HP
Description: 7" Chipper, PTO powered, Self Feed

Call 770-908-9439 or check website for Price

Attachment Size: 7" CAPACITY

BXM32 (#IS0304-023-24)



Manufacturer: WALLENSTEIN
Machine Size: 12-35 HP
Description: 3" Chipper/Shredder, PTO powered, Self Feed

Call 770-908-9439 or check website for Price

Attachment Size: 3" CAPACITY

BXM42 (#IS0305-023-24)



Manufacturer: WALLENSTEIN
Machine Size: 30-85 HP
Description: 4" Chipper/Shredder, PTO powered, Self Feed

Call 770-908-9439 or check website for Price

Attachment Size: 4" CAPACITY

WOOD CHIPPER TRAILER MOUNTED

BXC34 (#IS0302-023-24)



Manufacturer: WALLENSTEIN
Machine Size: 196CC HONDA
Description: 3" Chipper, Honda Powered, Self Feed

Call 770-908-9439 or check website for Price

Attachment Size: 3" CAPACITY

BXMT3209 (#IS0310-023-24)



Manufacturer: WALLENSTEIN
Machine Size: 270CC HONDA
Description: 3" Chipper/Shredder, Honda Powered, Self Feed

Call 770-908-9439 or check website for Price

Attachment Size: 3" CAPACITY

BXMT3213 (#IS0311-023-24)



Manufacturer: WALLENSTEIN
Machine Size: 389CC HONDA
Description: 3" Chipper/Shredder, Honda Powered, Self Feed

Call 770-908-9439 or check website for Price

Attachment Size: 3' CAPACITY

BXMT4238 (#IS0313-023-24)



Manufacturer: WALLENSTEIN
Machine Size: 999CC HONDA
Description: 4" Chipper/Shredder, Honda Powered, Self Feed

Call 770-908-9439 or check website for Price

Attachment Size: 4" CAPACITY

BXT36S (#IS4566-023-24)



Manufacturer: WALLENSTEIN
Machine Size: VANGUARD 14 HP (408 CC)
Description: THE BXT36S GRAVITY FEED TOWABLE/SELF CONTAINED WOOD CHIPPER IS PERFECT FOR ANY CHIPPING JOB.

Call 770-908-9439 or check website for Price

WEIGHT 773 LBS

Attachment Size: 3.5" CAPACITY

BXT52S (#IS4567-023-24)



Manufacturer: WALLENSTEIN
Machine Size: VANGUARD 23 HP (627 CC)
Description: THE BXT52S GRAVITY FEED TOWABLE/SELF CONTAINED WOOD CHIPPER IS PERFECT FOR ANY CHIPPING JOB.

Call 770-908-9439 or check website for Price

WEIGHT 1036 LBS

Attachment Size: 5" CAPACITY

BXT72S (#IS4568-023-24)



Manufacturer: WALLENSTEIN
Machine Size: VANGUARD 40 HP (993 CC)
Description: THE BXT72S GRAVITY FEED TOWABLE/SELF CONTAINED WOOD CHIPPER IS PERFECT FOR ANY CHIPPING JOB.

Call 770-908-9439 or check website for Price

WEIGHT: 1464 LBS
Attachment Size: 7" CAPACITY

BXTR5224 (#IS0318-023-24)



Manufacturer: WALLENSTEIN
Machine Size: 688CC HONDA
Description: 5" Chipper, Honda Powered, Self Feed

Call 770-908-9439 or check website for Price

Attachment Size: 5" CAPACITY

BXTR6438 (#IS0319-023-24)



Manufacturer: WALLENSTEIN
Machine Size: 999CC KOHLER
Description: " Chipper, Hydraulic Feed, Towable/Self-Contained

Call 770-908-9439 or check website for Price

Attachment Size: 7" CAPACITY

BXTR6438B (#IS0320-023-24)



Manufacturer: WALLENSTEIN
Machine Size: 999CC KOHLER
Description: 7" Chipper, Hydraulic Feed, Towable/Self-Contained, Brakes

Call 770-908-9439 or check website for Price

Attachment Size: 7" CAPACITY

WRAPPER INLINE

EVOLUTION 1 (#IS1345-000-14)



Manufacturer: ANDERSON
Machine Size: 13 HP HONDA
Description: EVOLUTION SQUARE AND ROUND BALES

Call 770-908-9439 or check website for Price

Attachment Size: 120 BALES PER HOUR Up to 6' TALL BALE

HYBRID X (Farm King Combo) (#IS1344-000-14)



Manufacturer: ANDERSON
Machine Size: 13 HP HONDA
Description: HYBRID X SQUARE AND ROUND BALES

Call 770-908-9439 or check website for Price

Attachment Size: 180 BALES PER HOUR Up to 6' TALL BALE

IFX720 (Farm King Combo) (#IS1343-000-14)



Manufacturer: ANDERSON
Machine Size: 13 HP HONDA
Description: The IFX720 XTRACTOR™ model offers the versatility and power which will help you reach another level of performance. This model stems from the tested and proven NWX660 using the same manufacturing quality and precision. The new features of the IFX720 include: larger hoop capabilities for wrapping 6' round bales, new faster than ever pusher allowing you to wrap more bales per minute. Increased speed and performance for high quality feed and to protect nutrient value of your silage bales.

Call 770-908-9439 or check website for Price

Attachment Size: 180 BALES PER HOUR Up to 6' TALL BALE

NWS720 (Basic) (#IS1342-000-14)



Manufacturer: ANDERSON
Machine Size: 13 HP HONDA
Description: NWS720 ROUND BALES ONLY

Call 770-908-9439 or check website for Price

Attachment Size: 120 BALES PER HOUR Up to 5' 6" TALL BALE

YANMAR ENGINE BRAND

TRL620Y (#IS3964-023-17)**Manufacturer:** BAUMALIGHT**Machine Size:** MINI 22.8 HP

TRL620Y Mini Track Loader powered by Kubota

Call 770-908-9439 or check website for Price

WEIGHT: 2930**Attachment Size:** 22.8 HP

The Baumalight TRL620Y tracked mini skidsteer is manufactured in Ontario Canada and powered with a Yanmar diesel engine, Yanmar rates their engines a bit more conservatively so we show the HP lower but it has a bigger displacement engine and a bit more torque than the Kubota in our other unit. The frame is two inches longer and so has slightly more lifting capacity but everything else is the same as the TRL620D.

Description:

The hydrostatic drive is set up with two joystick controls with hydraulic pilot lines just like large skidsteers have. The remote hydraulic pump system with case drain delivers hydraulic flow that can be set to maximum engine capacity and the standard self-levelling bucket reduces spills and provides extra control when loading and unloading material. The Baumalight all metal frame mini track loader also features durable rubber tracks that can handle uneven or rough terrain, and ride-on platform for improved visibility while maneuvering through confined areas.

A three-pump hydraulic operating system is used, one for hydraulic flow to run the machine's auxiliary & boom and two pumps for the propulsion systems, one for each drive motor. There is also a dedicated oil cooler to better manage hydraulic heat generation and the lift cylinders are cushioned at the end of stroke.

MEET THE TEAM

IMPLEMENT SALES



KRIS YANCEY
Owner/Operator
1(800)955-9592
(700)908-9439
Southeast



JOE BYRNE
Inside Sales Manager
1(800)955-9592
(700)908-9439
Southeast



JEFF SANDT
Inside Sales
(770)908-9439



MARK PUGH
Inside Sales
1(800)955-9592
(770)908-9439
Southeast



MATT JOHNSON
Territory Manager
(678)481-3607
NC, SC, VA



JEFF POPE
Territory Manager
(678)481-4765
**MS, South AL,
FL Panhandle**



MIKE DAVIS
Territory Manager
(386)984-6054
**South GA,
Florida**



CHRIS PHILLIPS
Territory Manager
404-879-8972
**North GA, East TN,
North AL**



JEREMIAH PURDUE
Warehouse
(770)908-9439
Warehouse



MICHAEL MONDRY
Controller
(770)908-9439
Controller



BRANDON OBRIEN
Admin
(770)908-9439
Admin

SOLD BY

**EQUIPMENT DEALERS
FOR LOCAL SUPPORT**

Most Tractor, Skidsteer or Excavator dealerships have access to the full line of Implement Sales attachments.

Buy local through your Trusted Dealer for after-sales service, maintenance and product warranty.



**BALE ACCUMULATOR
SKID STEER**



**DISC HARROW
PULL TYPE**



**GRAIN
CARTS**



**FINISHING TRIPLEX
MOTOR**



**ROTARY CUTTER
TRACTOR**



**DRILLS
AND SEEDERS**



**BOOM MOWER
TRACTOR**



**HAY RAKE
V RAKE**



**STUMP GRINDER
TRACTOR**




**DISC
MOWER**



**REAR
SCRAPE BLADES**



**HAY RAKE
INLINE RAKE**



**DRAG
HARROWS**



**SEED
SPREADER**



**FLAIL MOWERS
TRACTOR**



**IMPLEMENT
SALES**

1141 Rosewood Circle
Monroe, Ga. 30655
(770)908-9439
www.ImplementSales.com