



**IMPLEMENT
SALES**

PRODUCT CATALOG

2020 EDITION REV 1

IMPLEMENT SALES

INDUSTRIAL EQUIPMENT

WWW.IMPLEMENTSALSALES.COM

ATTACHMENTS FOR TRACTORS, SKIDSTEERS, EXCAVATORS, MINI SKIDSTEER,
SIDE BY SIDE, WHEEL LOADERS, TELEHANDLERS



**DISC HARROW
PULL TYPE**



**HARLEY RAKE
TRACTOR**



**TREE SPADE
SKID STEER**



DEBRIS BLOWER



**PALLET FORKS
WHEEL LOADER**



**STRAW BLOWER
TRACTOR MOUNTED**



**STUMP GRINDER
TRACTOR**



**BRUSH CUTTER
SKID STEER**

IMPLEMENT SALES

1574 Stone Ridge Drive
Stone Mountain, GA 30083

1(800)955-9592
(770)908-9439

WWW.IMPLEMENTSALSALES.COM



**HAMMER
EXCAVATOR**



**HARLEY RAKE
SKID STEER**



**MULCHER SKID
STEER**



**LOG GRAPPLE
SKID STEER**



**POST DRIVER
SKID STEER**



**WRAPPER
INLINE**



**WOOD CHIPPER
TRACTOR**



**GRAPPLE
SKID STEER**



**STUMP GRINDER
TRACTOR**



**TWO ROW
CULTIVATOR**



**STRAW BLOWER
SKID MOUNT**



**BRUSH CUTTER
TRACTOR**



**AUGER DRIVE
SKID STEER**



**VIBRATORY COMPACTION
PLATE EXCAVATOR**



**BUCKET FOUR
IN ONE MINI**



PLANTERS

VISIT THE IMPLEMENT SALES WEBSITE TODAY!

Search Products by:

-CATEGORY

-MANUFACTURER

-INDUSTRY

-KEYWORD



**TRENCH ROLLER
EXCAVATOR**



**BALE ACCUMULATOR
TRACTOR**



**BUCKET TOOTH
EXCAVATOR**



**BUCKET FOUR N
ONE SKID STEER**



**TRENCHER MINI
SKID STEER**



**BRUSH MOWER
EXCAVATOR**



**GRAPPLE SCRAP
MINI SKID STEER**



**ROOT RAKE
EXCAVATOR**

Table Of Contents

ADAPTER BRACKETS	10
AERATOR	15
AUGER AG	15
AUGER BITS 2" HEX MINI SKID STEER	15
AUGER BITS 2.56" MINI SKID STEER	17
AUGER BITS DIRT 2" HEX	18
AUGER BITS DIRT 2.56" ROUND	18
AUGER BITS ROCK 2" HEX	19
AUGER BITS TREE 2.56" ROUND	20
AUGER BITS TREE 2.56" ROUND MINI SKID STEER	21
AUGER DRIVE 2" HEX EXCAVATOR	21
AUGER DRIVE 2.56" ROUND EXCAVATOR	22
AUGER DRIVE MINI SKID STEER	23
AUGER DRIVE SKID STEER 2" HEX	23
AUGER DRIVE SKID STEER 2.56 ROUND	23
AUGER EXTENSIONS 2" HEX	24
AUGER EXTENSIONS 2.56 ROUND	24
BACKHOE MINI SKID STEER	24
BACKHOE SKID STEER	25
BACKHOE TRACTOR	25
BALE ACCUMULATOR SKID STEER	26
BALE ACCUMULATOR TRACTOR	26
BALE BLOWER	26
BALE HUGGER SKID STEER	26
BALE HUGGER TELEHANDLER	27
BALE HUGGER TRACTOR	27
BALE SLICER SKID STEER	28
BALE SPEAR FRONT LOADER TRACTOR	28
BALE SPEAR SKID STEER	30
BALE SPEAR TELEHANDLER	30
BALE SPEAR TRACTOR 3PT	30
BALE SPEAR WHEEL LOADER	31
BALE TRAILER	31
BOOM MOWER SKID STEER	32
BOOM MOWER TRACTOR 3PT	33
BOOM SKID STEER	33
BOOM TELEHANDLER	34
BOOM WHEEL LOADER	35
BOX BLADES TRACTOR	35
BROOM BUCKET SKID STEER	36
BROOM FRONT LOADER MOUNT	36
BROOM SKID STEER	37
BROOM TRACTOR 3PT	38
BROOMS MINI SKID STEER	39

BRUSH CUTTER SKID STEER	39
BRUSH CUTTER TRACTOR	40
BRUSH MOWER EXCAVATOR	41
BUCKET AG TRACTOR	42
BUCKET CONCRETE SKID STEER	43
BUCKET FOUR N ONE COMPACT TRACTOR	43
BUCKET FOUR N ONE MINI SKID STEER	43
BUCKET FOUR N ONE SKID STEER	44
BUCKET FOUR N ONE TRACTOR	45
BUCKET HIGH CAPACITY SKID STEER	46
BUCKET HIGH DUMP SKID STEER	46
BUCKET HIGH DUMP WHEEL LOADER	47
BUCKET HYDRAULIC TILT EXCAVATOR	48
BUCKET ROCK EXCAVATOR	49
BUCKET ROCK MINI SKID STEER	50
BUCKET ROCK SKID STEER	50
BUCKET SIDE DISCHARGE	50
BUCKET SMOOTH EXCAVATOR	51
BUCKET SMOOTH LONG FLOOR SKID STEER	52
BUCKET SMOOTH MINI SKID STEER	53
BUCKET SMOOTH STANDARD FLOOR SKID STEER	53
BUCKET TOOTH EXCAVATOR	54
BUCKET TOOTH LONG FLOOR SKID STEER	58
BUCKET TOOTH MINI SKID STEER	59
BUCKET TOOTH STANDARD FLOOR SKID STEER	59
BUCKET WHEEL LOADER	60
CEMENT MIXER SKID STEER	61
CHICKEN HOUSE BLOWER	61
COLD PLANER SKID STEER	61
CONCRETE PULVERIZER EXCAVATOR	62
CORNSTALK SHREDDER TRACTOR	62
CULTIVATOR	62
DEBRIS BLOWER TRACTOR	64
DISC GRINDER SKID STEER	64
DISC HARROW	65
DISC HARROW OFFSET	67
DISC HARROW PULL TYPE	67
DISC MOWER	68
DISC MOWER CADDY	69
DOUBLE ROUND BALE GRABBER	69
DOZER BLADE MINI SKID STEER	69
DOZER BLADES SKID STEER	69
DRAG HARROWS	69
DRILLS AND SEEDERS	71
DRILLS AND SEEDERS SIDE BY SIDE	75


FELLER BUNCHER SKID STEER	76
FENCE UNROLLER SKID STEER	76
FERTILIZER APPLICATOR	76
FINISHING MOWER	76
FINISHING TRIPLEX MOWER	77
FIRE WOOD PROCESSORS	77
FLAIL MOWER EXCAVATOR	78
FLAIL MOWER MINI SKID STEER	79
FLAIL MOWER TRACTOR	79
FLIP OVER DISC HARROW	80
GENERATOR FUEL	81
GENERATOR PTO	82
GRADER BLADE SKID STEER	84
GRAIN CARTS	85
GRAIN HANDLING EQUIPMENT	85
GRAIN WAGONS	85
GRAPPLE BUCKET TELEHANDLER	86
GRAPPLE ELECTRIC AG TRACTOR	86
GRAPPLE EXCAVATOR	86
GRAPPLE FLAT BOTTOM AG TRACTOR	87
GRAPPLE FLAT BOTTOM MINI SKID STEER	88
GRAPPLE FLAT BOTTOM SKID STEER	89
GRAPPLE RAKE AG TRACTOR	90
GRAPPLE RAKE COMPACT AG TRACTOR	91
GRAPPLE RAKE MINI SKID STEER	92
GRAPPLE RAKE SKID STEER	92
GRAPPLE SCRAP MINI SKID STEER	92
GRAPPLE WHEEL LOADER	93
GRAVEL SMOOTHER	93
HAMMER EXCAVATOR	93
HAMMER MINI SKID STEER	94
HAMMER SKID STEER	94
HARDSCAPE GRAPPLE MINI SKID STEER	95
HARLEY RAKE MINI SKID STEER	95
HARLEY RAKE SKID STEER	96
HARLEY RAKE TRACTOR	97
HAY HANDLING TOOLS	99
HAY RAKE BASKET RAKE	100
HAY RAKE INLINE RAKE	100
HAY RAKE ROTARY RAKE	102
HAY RAKE V RAKE	102
HORSE ARENA EQUIPMENT	103
LAND LEVELER MINI SKID STEER	103
LAND LEVELER TRACTOR	104
LOG GRAPPLE MINI SKID STEER	104

LOG GRAPPLE PALLET FORKS SKID STEER	105
LOG GRAPPLE SKID STEER	105
LOG GRAPPLE TRACTOR	105
LOG LOADERS AND TRAILERS	106
LOG SPLITTER GAS POWERED	107
LOG SPLITTER MINI SKID STEER	108
LOG SPLITTER SKID STEER	108
LOG SPLITTER TRACTOR	109
MANURE FORK	109
MANURE SPREADER	110
MULCHER EXCAVATOR	111
MULCHER SKID STEER	112
MULCHER THREE POINT HITCH	113
PALLET FORKS EXCAVATOR	113
PALLET FORKS HYDRAULIC SPREAD	113
PALLET FORKS MINI SKID STEER	114
PALLET FORKS SKID STEER	114
PALLET FORKS TRACTOR	115
PALLET FORKS WHEEL LOADER	117
PLANTERS	118
POST DRIVER EXCAVATOR	119
POST DRIVER SKID STEER	119
POST DRIVER TRACTOR	120
POST HOLE DIGGER TRACTOR	121
PULL TYPE BOX BLADES	122
REAR SCRAPE BLADES	123
RIPPER EXCAVATOR	125
ROCK HOUND SKID STEER	125
ROCK RAKE TRACTOR	126
ROCK SAW SKID STEER	126
ROOT RAKE EXCAVATOR	127
ROTARY CUTTER TRACTOR	128
SICKLE BAR MOWER	129
SILAGE DEFACER SKID STEER	130
SKIDDING PLATE	130
SKIDDING WINCH TRACTOR	130
SNOW REMOVAL	131
SOD UNROLLER MINI SKID STEER	135
SPRAYERS	135
SPREADER	136
STRAW BLOWER SKID MOUNT	138
STRAW BLOWER TRACTOR MOUNTED	138
STRAW BLOWER TRAILER MOUNT	138
STUMP BUCKET SKID STEER	138
STUMP GRINDER EXCAVATOR	138


STUMP GRINDER EXTERNAL CONTROL VALVE	139
STUMP GRINDER MINI SKID STEER	139
STUMP GRINDER SKID STEER	139
STUMP GRINDER TRACTOR	140
STUMP GRINDER WALK BEHIND	141
SUBSOILER TRACTOR	141
SWATH ROLLER	142
TEDDERS	142
THUMB HYDRAULIC WELD ON EXCAVATOR	142
THUMB MECHANICAL WELD ON EXCAVATOR	143
THUMB PRO LINK EXCAVATOR	144
THUMB STICK PIVOT EXCAVATOR	144
TILLER MINI SKID STEER	145
TILLER SKID STEER	145
TILLER TRACTOR	146
TILT TACH MINI SKID STEER	147
TILT TACH SKID STEER	147
TOOTH BAR AG BUCKETS	147
TREE & SHRUB GRAPPLE MINI	147
TREE CUTTER TRACTOR	148
TREE FORK MINI	149
TREE PULLER MINI SKID STEER	149
TREE PULLER SKID STEER	149
TREE SAW EXCAVATOR	150
TREE SAW MINI SKID STEER	150
TREE SAW SKID STEER	150
TREE SHEAR EXCAVATOR	150
TREE SHEAR SKID STEER	151
TREE SPADE MINI SKID STEER	152
TREE SPADE SKID STEER	153
TREE SPADES 3 POINT HITCH	153
TREE SPADES TRAILERED MOUNTED	154
TRENCH ROLLER EXCAVATOR	154
TRENCHER MINI SKID STEER	155
TRENCHER SKID STEER	156
TRENCHER TRACTOR	156
VERTICAL MIXER	156
VIBRATORY COMPACTION PLATE EXCAVATOR	157
VIBRATORY PADDED ROLLER SKID STEER	157
VIBRATORY PLOW MINI SKID STEER	158
VIBRATORY ROLLER MINI SKID STEER	158
VIBRATORY SMOOTH ROLLER SKID STEER	158
WOOD CHIPPER SKID STEER	158
WOOD CHIPPER TRACTOR	159
WOOD CHIPPER TRAILER MOUNTED	160

WRAPPER INLINE 161


WRAPPER SINGLE BALE 161

ADAPTER BRACKETS**812440 (#IS0949-023-02)****Manufacturer:** WORKSAVER INC.**(not including Freight) \$310.00****Machine Size:** SSL**Industry:** CONSTRUCTION**Description:** Trailer mover designed for skid steers with 2" receiver tube**Attachment Size:****812445 (#IS0948-023-02)****Manufacturer:** WORKSAVER INC.**(not including Freight) \$170.00****Machine Size:** MINI**Industry:** CONSTRUCTION**Description:** Trailer mover designed for Mini skid steer with 2" receiver tube**Attachment Size:****831725 (#IS0912-023-02)****Manufacturer:** WORKSAVER INC.**(not including Freight) \$825.00****Machine Size:** TRACTOR**Industry:** AGRICULTURAL**Description:** Interfaces w/Kubota LA1251, LA1301. LA1601 loaders equipped with semi-quick attach. Allows the use of skid steer type attachments (shipped less pins) Max Cap 3,525 lbs.**Attachment Size:****831875 (#IS0908-023-02)****Manufacturer:** WORKSAVER INC.**(not including Freight) \$725.00****Machine Size:** TRACTOR**Industry:** AGRICULTURAL**Description:** Interfaces w/JD 145/146/148/158 loaders with pin-on buckets retained by 1-1/8" pins, allowing the use of skid steer type attachments (shipped less pins) Max Cap. 3,000 lbs.**Attachment Size:****831895 (#IS0914-023-02)****Manufacturer:** WORKSAVER INC.**(not including Freight) \$795.00****Machine Size:** TRACTOR**Industry:** AGRICULTURAL**Description:** Interfaces w/ MF 232. 236. 832. 838 1032 loaders w/buckets retained by 1" pins. Allows the use of skid steer type attachments (shipped less pins) Max Cap 3,525 lbs.**Attachment Size:****831980 (#IS0910-023-02)****Manufacturer:** WORKSAVER INC.**(not including Freight) \$825.00****Machine Size:** TRACTOR**Industry:** AGRICULTURAL**Description:** Interfaces with JD 240/245/260/265 pin type loaders, allows the use of skid steer type attachments (shipped less pins) Max Cap 3,525 lbs.**Attachment Size:****832540 (#IS0895-023-02)****Manufacturer:** WORKSAVER INC.**(not including Freight) \$150.00****Machine Size:** TRACTOR**Industry:** AGRICULTURAL**Description:** Weld-on plate to convert existing attachments to "universal" skid steer attaching system**Attachment Size:****832550 (#IS0902-023-02)****Manufacturer:** WORKSAVER INC.**(not including Freight) \$700.00****Machine Size:** TRACTOR**Industry:** AGRICULTURAL**Description:** Interfaces with loaders that use the Euro/Global attaching system to allow the use of skid steer type attachments Cap. 4000 lbs**Attachment Size:****832620 (#IS0904-023-02)****Manufacturer:** WORKSAVER INC.**(not including Freight) \$715.00****Machine Size:** TRACTOR**Industry:** AGRICULTURAL**Description:** Interfaces with JD300/ 400/500 series quick attach loaders to allow the use of skid steer type attachments**Attachment Size:****832625 (#IS0897-023-02)****Manufacturer:** WORKSAVER INC.**(not including Freight) \$350.00****Machine Size:** TRACTOR**Industry:** AGRICULTURAL**Description:** Euro/Global Heavy-duty weld-on plate of 5/16" material. Converts attachment to Euro/Global interface**Attachment Size:**

832630 (#IS0898-023-02)**(not including Freight) \$180.00****Manufacturer:** WORKSAVER INC.**Industry:** AGRICULTURAL**Machine Size:** TRACTOR**Attachment Size:****Description:** Euro/Global Weld-on Kit provides left/right hand brackets to convert attachments to Euro/Global mount interface**832631 (#IS0907-023-02)****(not including Freight) \$670.00****Manufacturer:** WORKSAVER INC.**Industry:** AGRICULTURAL**Machine Size:** TRACTOR**Attachment Size:****Description:** Interfaces w/Euro/Global loaders allowing the use of JD600/700 attachments. Max Cap. 5,000 lbs.**832650 (#IS0906-023-02)****(not including Freight) \$765.00****Manufacturer:** WORKSAVER INC.**Industry:** AGRICULTURAL**Machine Size:** TRACTOR**Attachment Size:****Description:** Interfaces w/ JD 600/700 series loaders allowing use of skid steer type attachments. Max Cap. 5,500 lbs**832655 (#IS0925-023-02)****(not including Freight) \$1,210.00****Manufacturer:** WORKSAVER INC.**Industry:** AGRICULTURAL**Machine Size:** TRACTOR**Attachment Size:****Description:** Convert compact pin-on loader to accept skid steer type attachments. Requires pin-on brackets see page 16. Max Cap 3,000 lbs. **MUST SPECIFY MOUNT****832660/830345 (#IS0924-023-02)****(not including Freight) \$875.00****Manufacturer:** WORKSAVER INC.**Industry:** AGRICULTURAL**Machine Size:** TRACTOR**Attachment Size:****Description:** Convert Standard tractor loaders to accept skid steer attachments, paired with 830345 pin-on brackets with 1" pins Max Cap 3,000 lbs.**832790 (#IS0896-023-02)****(not including Freight) \$260.00****Manufacturer:** WORKSAVER INC.**Industry:** AGRICULTURAL**Machine Size:** TRACTOR**Attachment Size:****Description:** HD-Weld-on Skid Steer Plate of 3/8" material converts existing attachments to "universal" skid steer attaching system**832810 (#IS0913-023-02)****(not including Freight) \$795.00****Manufacturer:** WORKSAVER INC.**Industry:** AGRICULTURAL**Machine Size:** TRACTOR**Attachment Size:****Description:** Interfaces w/ Kubota LA367.50, LA401, LA402, LA450, LA452, LA480, LA481, LA482, LA714, LA681, LB402, LB402, LB552, LB702 allowing the use of skid steer type attachments (shipped less pins) Max Cap 3,525 lbs.**832815 (#IS0909-023-02)****(not including Freight) \$795.00****Manufacturer:** WORKSAVER INC.**Industry:** AGRICULTURAL**Machine Size:** TRACTOR**Attachment Size:****Description:** Interfaces w/JD 48/58 pin type (1/25" pins) loader with single center cylinder, allowing use of skid steer attachments (shipped less pins) Max Cap 3,000 lbs.**832820 (#IS0922-023-02)****(not including Freight) \$795.00****Manufacturer:** WORKSAVER INC.**Industry:** AGRICULTURAL**Machine Size:** TRACTOR**Attachment Size:****Description:** Interfaces w/ IH 2250 attaching system, allowing use of skid steer type attachments. (shipped less pins) Max Cap 3,525 lbs.**832830 (#IS0919-023-02)****(not including Freight) \$795.00****Manufacturer:** WORKSAVER INC.**Industry:** AGRICULTURAL**Machine Size:** TRACTOR**Attachment Size:****Description:** Interfaces w/NH 7308/7108 & Case IH L130 attaching system, allowing use of skid steer type attachments. (shipped less pins) Max Cap 3,525 lbs.

832885 (#IS0920-023-02)**(not including Freight) \$825.00****Manufacturer:** WORKSAVER INC.**Industry:** AGRICULTURAL**Machine Size:** TRACTOR**Attachment Size:****Description:** Interfaces w/NH 2109,7109,7209,7210,7309,73107410 loaders attaching system allowing the use of skid steer type attachments. (shipped less pins) Max Cap 3525 lbs.**832890 (#IS0921-023-02)****(not including Freight) \$825.00****Manufacturer:** WORKSAVER INC.**Industry:** AGRICULTURAL**Machine Size:** TRACTOR**Attachment Size:****Description:** Interfaces w/NH 14LA,15LA,16LA,17LA,18LA and Case-IH L160, LX114, LX116, LX118 loaders. Allows use of skid steer type attachments (shipped less pins) Max Cap 3525 lbs.**832915 (#IS0911-023-02)****(not including Freight) \$795.00****Manufacturer:** WORKSAVER INC.**Industry:** AGRICULTURAL**Machine Size:** TRACTOR**Attachment Size:****Description:** Interfaces with Kubota LA852 with pin-on bucket retained by 1-3/16" pins. Allows the use of Skid Steer type attachments. (shipped less pins) Max Cap. 3,525 lbs.**835010 (#IS0941-023-02)****(not including Freight) \$625.00****Manufacturer:** WORKSAVER INC.**Industry:** CONSTRUCTION**Machine Size:** MINI**Attachment Size:****Description:** Designed for mini skid steer / compact tool carrier to allow them to use standard "universal" skid steer attachments**835020 (#IS0926-023-02)****(not including Freight) \$1,045.00****Manufacturer:** WORKSAVER INC.**Industry:** AGRICULTURAL**Machine Size:** TRACTOR**Attachment Size:****Description:** Interfaces with "Universal" skid steer attach allowing use of Euro/Global attachments**835030 (#IS0927-023-02)****(not including Freight) \$1,130.00****Manufacturer:** WORKSAVER INC.**Industry:** AGRICULTURAL**Machine Size:** TRACTOR**Attachment Size:****Description:** Interfaces with JD 400/525 series loaders allowing use of Euro/Global attachments**835040 (#IS0928-023-02)****(not including Freight) \$1,255.00****Manufacturer:** WORKSAVER INC.**Industry:** AGRICULTURAL**Machine Size:** TRACTOR**Attachment Size:****Description:** Interfaces with JD 600/700 series loaders allowing use of Euro/Global attachments**835045/830345 (#IS0929-023-02)****(not including Freight) \$1,330.00****Manufacturer:** WORKSAVER INC.**Industry:** AGRICULTURAL**Machine Size:** TRACTOR**Attachment Size:****Description:** Converts standard tractor loaders with pin on buckets to accept Euro/Global attachments. Paired with 830345 pin-on brackets with 1" pins.**835060 (#IS0899-023-02)****(not including Freight) \$240.00****Manufacturer:** WORKSAVER INC.**Industry:** AGRICULTURAL**Machine Size:** TRACTOR**Attachment Size:****Description:** Weld-on plate for JD 200X, 200CX, H120, H130, H160, D120, D160, 315 series loaders. Simply welds to any existing attachment to convert to JD 315/400 interface. Plate is 49.38" x 19.34" with steel cast hooks & welded locking pins**835065 (#IS0900-023-02)****(not including Freight) \$265.00****Manufacturer:** WORKSAVER INC.**Industry:** AGRICULTURAL**Machine Size:** TRACTOR**Attachment Size:****Description:** Weld-on plate for JD 400/ 525 series loaders. Simply welds to any existing attachment to convert to JD 400/ 500 interface. Plate is 49.38" x 22.69" with steel cast hooks & welded locking pins**835070 (#IS0903-023-02)****(not including Freight) \$595.00****Manufacturer:** WORKSAVER INC.**Industry:** AGRICULTURAL**Machine Size:** TRACTOR**Attachment Size:****Description:** Interfaces with "Universal" Skid Steer attach, allowing use of JD 400 attachments. Max Cap 4,000 lbs.

835080 (#IS0932-023-02)**(not including Freight) \$660.00****Manufacturer:** WORKSAVER INC.**Industry:** AGRICULTURAL**Machine Size:** TRACTOR**Attachment Size:****Description:** Interfaces with Cat. I or Cat II 3-pt hitches (quick hitch compatible) allows use of skid steer type attachments**835095 (#IS0939-023-02)****(not including Freight) \$660.00****Manufacturer:** WORKSAVER INC.**Industry:** AGRICULTURAL**Machine Size:** TRACTOR**Attachment Size:****Description:** "Universal: skid steer to Cat. I quick hitch, allows the use of Cat. I non-PTO powered implements on a skid steer**835100 (#IS0940-023-02)****(not including Freight) \$825.00****Manufacturer:** WORKSAVER INC.**Industry:** AGRICULTURAL**Machine Size:** TRACTOR**Attachment Size:****Description:** "Universal: skid steer to Cat. II quick hitch, allows the use of Cat. II non-PTO powered implements on a skid steer**835110 (#IS0938-023-02)****(not including Freight) \$520.00****Manufacturer:** WORKSAVER INC.**Industry:** AGRICULTURAL**Machine Size:** TRACTOR**Attachment Size:****Description:** Interfaces with Mahindra Emax 22L, 25L and TYM TX-25 with single center lift cylinder, allows use of skid steer attachments (shipped less pins)**835115 (#IS0918-023-02)****(not including Freight) \$555.00****Manufacturer:** WORKSAVER INC.**Industry:** AGRICULTURAL**Machine Size:** TRACTOR**Attachment Size:****Description:** Interfaces with Mahindra Max 26L to allow the use of skid steer attachments (shipped less pins) Max. Cap. 1,200 lbs.**835120 (#IS0936-023-02)****(not including Freight) \$520.00****Manufacturer:** WORKSAVER INC.**Industry:** AGRICULTURAL**Machine Size:** TRACTOR**Attachment Size:****Description:** Interfaces with Kioti SL2430.50 with single center lift cylinder, allows use of skid steer attachments (shipped less pins)**835125 (#IS0916-023-02)****(not including Freight) \$555.00****Manufacturer:** WORKSAVER INC.**Industry:** AGRICULTURAL**Machine Size:** TRACTOR**Attachment Size:****Description:** Interfaces with Massey Ferguson DL95 to allow the use of skid steer attachments (shipped less pins) Max. Cap. 1,200 lbs.**835130 (#IS0937-023-02)****(not including Freight) \$520.00****Manufacturer:** WORKSAVER INC.**Industry:** AGRICULTURAL**Machine Size:** TRACTOR**Attachment Size:****Description:** Interfaces with Kubota LA243 with single center lift cylinder, allows use of skid steer attachments (shipped less pins)**835135 (#IS0905-023-02)****(not including Freight) \$650.00****Manufacturer:** WORKSAVER INC.**Industry:** AGRICULTURAL**Machine Size:** TRACTOR**Attachment Size:****Description:** Interfaces with JD 200X, 200CX, H120, H130, H160, D120, D160 to allow the use of Skid Steer Attachments Max. Cap. 1,200 lbs.**835140 (#IS0935-023-02)****(not including Freight) \$730.00****Manufacturer:** WORKSAVER INC.**Industry:** AGRICULTURAL**Machine Size:** TRACTOR**Attachment Size:****Description:** Interfaces w/ McCormick 125C, Branson SL100, Kioti KL2535.50, LS LL2101 allowing use of skid steer attachments, includes 25mmx127mm greaseable pins**835145 (#IS0917-023-02)****(not including Freight) \$555.00****Manufacturer:** WORKSAVER INC.**Industry:** AGRICULTURAL**Machine Size:** TRACTOR**Attachment Size:****Description:** Interfaces with Mahindra Max 24L to allow the use of skid steer attachments (shipped less pins) Max. Cap. 1,200 lbs.

835150 (#IS0933-023-02)**Manufacturer** WORKSAVER INC.**Machine Size:** TRACTOR**Description:** Interfaces w/ Kubota LA504, LA534 allowing use of skid steer attachments (shipped less pins)**(not including Freight) \$580.00****Industry:** AGRICULTURAL**Attachment Size:****835160 (#IS0934-023-02)****Manufacturer** WORKSAVER INC.**Machine Size:** TRACTOR**Description:** Interfaces w/ Kubota LA524, LA551.25 allowing use of skid steer attachments (shipped less pins)**(not including Freight) \$590.00****Industry:** AGRICULTURAL**Attachment Size:****835190 (#IS0943-023-02)****Manufacturer** WORKSAVER INC.**Machine Size:** TRACTOR**Description:** Interfaces with loaders used on Versatile 160, 256, 276 & Ford 9030 Bidirectional to allow the use of skid steer attachments**(not including Freight) \$990.00****Industry:** AGRICULTURAL**Attachment Size:****835195 (#IS0947-023-02)****Manufacturer** WORKSAVER INC.**Machine Size:** TRACTOR**Description:** Interfaces with loaders used on Versatile 160, 256, 276 & Ford 9030 Bidirectional to allow the use of Euro / Global attachments**(not including Freight) \$1,255.00****Industry:** AGRICULTURAL**Attachment Size:****835200 (#IS0931-023-02)****Manufacturer** WORKSAVER INC.**Machine Size:** TRACTOR**Description:** Interfaces with Euro/Global loaders allowing the use of JD 400 series attachments**(not including Freight) \$575.00****Industry:** AGRICULTURAL**Attachment Size:****835240 (#IS0923-023-02)****Manufacturer** WORKSAVER INC.**Machine Size:** TRACTOR**Description:** Interfaces w/ Westendorf TA-20 series to skid steer. Center to center loader arm distance of 39 inches**(not including Freight) \$795.00****Industry:** AGRICULTURAL**Attachment Size:****835250 (#IS0942-023-02)****Manufacturer** WORKSAVER INC.**Machine Size:** TRACTOR**Description:** Interfaces with NH 82LB, 84LB, 7614 on TV140, TV145, TV6070 to allow use of skid steer attachments**(not including Freight) \$990.00****Industry:** AGRICULTURAL**Attachment Size:****835255 (#IS0946-023-02)****Manufacturer** WORKSAVER INC.**Machine Size:** TRACTOR**Description:** Interfaces with NH 82LB, 84LB, 7614 on TV140, TV145, TV6070 to allow use of Euro / Global attachments**(not including Freight) \$1,255.00****Industry:** AGRICULTURAL**Attachment Size:****NTW1001009 (#IS0901-023-02)****Manufacturer** WORKSAVER INC.**Machine Size:** MINI**Description:** Weld-on plate to weld to existing attachments to convert it to Mini Universal mount interface to use on Toro-Dingo, Boxer, Ramrod and others**(not including Freight) \$145.00****Industry:** AGRICULTURAL**Attachment Size:****SH-400 (#IS0182-023-29)****Manufacturer** KASCO MANUFACTURING CO. INC.**Machine Size:** SSL**Description:** The Switch Hitch allows the use of 3-point implements on the front of any universal mount skid steer loader**(not including Freight) \$765.00****Industry:** AGRICULTURAL**Attachment Size:****SH-596 (#IS0181-023-29)****Manufacturer** KASCO MANUFACTURING CO. INC.**Machine Size:** SSL**Description:** The Switch Hitch allows the use of 3-point implements on the front of any universal mount skid steer loader**(not including Freight) \$975.00****Industry:** AGRICULTURAL**Attachment Size:**

AERATOR**20KLP3PT72-K (#IS2391-025-34)**

Manufacturer: PALADIN
Machine Size: TRACTOR
Description: 6' 3PT AERATOR PLUGGER 12"

(not including Freight) \$2,522.00

Industry: AGRICULTURAL
Attachment Size: 72" WORKING WIDTH

20KLP3PT96-K (#IS2392-025-34)

Manufacturer: PALADIN
Machine Size: TRACTOR
Description: 8' 3PT AERATOR PLUGGER 12"

(not including Freight) \$3,250.00

Industry: AGRICULTURAL
Attachment Size: 8' WORKING WIDTH

CA160 (#IS1549-023-33)

Manufacturer: OGDEN METALWORKS, INC.
Machine Size: TRACTOR
Description: Three point hitch core aerator. 54" working width

(not including Freight) \$2,427.00


Industry: AGRICULTURAL
Attachment Size: 54" WORKING WIDTH

CA172 (#IS1548-023-33)

Manufacturer: OGDEN METALWORKS, INC.
Machine Size: TRACTOR
Description: Three point hitch core aerator. 66" working width

(not including Freight) \$2,786.00

Industry: AGRICULTURAL
Attachment Size: 66" WORKING WIDTH

AUGER AG**SA-304-ACD (#IS1064-023-45)**

Manufacturer: SHAVER
Machine Size: 3PT
Description: 4" X 42" Double-Flight Auger. 2" ROUND

(not including Freight) \$214.00

Industry: AGRICULTURAL
Attachment Size: 4" x 42" AUGER 2" ROUND

SA-309-ACD (#IS1070-023-45)

Manufacturer: SHAVER
Machine Size: 3PT
Description: 9"X 42" Double-Flight Auger 2" ROUND

(not including Freight) \$319.00

Industry: AGRICULTURAL
Attachment Size: 9"X 42" AUGER 2" ROUND

SA-312-ACD (#IS1073-023-45)

Manufacturer: SHAVER
Machine Size: 3PT
Description: 12"x 42" Double-Flight Auger. 2" ROUND

(not including Freight) \$311.00


Industry: AGRICULTURAL
Attachment Size: 12"x 42" AUGER 2" ROUND

SA-314-ACD (#IS1076-023-45)

Manufacturer: SHAVER
Machine Size: 3PT
Description: 14"x 42" Double-Flight Auger. 2" ROUND

(not including Freight) \$327.00

Industry: AGRICULTURAL
Attachment Size: 14"x 42" AUGER 2" ROUND

SA-618-ACD (#IS1080-023-45)

Manufacturer: SHAVER
Machine Size: 3PT
Description: 18" x 42" Double-Flight Auger. 2" ROUND

(not including Freight) \$355.00

Industry: AGRICULTURAL
Attachment Size: 18"x 42" AUGER 2" ROUND

SA-624-ACD (#IS1082-023-45)

Manufacturer: SHAVER
Machine Size: 3PT
Description: 24" x 42" Double-Flight Auger. 2" ROUND

(not including Freight) \$407.00

Industry: AGRICULTURAL
Attachment Size: 24" DOUBLE FLIGHT AUGER

AUGER BITS 2" HEX MINI SKID STEER

20018 (#IS2193-025-34)

Manufacturer: PALADIN
Machine Size: MINI
Description: 6" x 3' (4 teeth) HDF style auger 2" hex

(not including Freight) \$248.00

Industry: CONSTRUCTION
Attachment Size: 6" AUGER 2" HEX

20053 (#IS2194-025-34)

Manufacturer: PALADIN
Machine Size: MINI
Description: 8" x 3' (4 teeth) HDF style auger 2" hex

(not including Freight) \$329.00

Industry: CONSTRUCTION
Attachment Size: 8" AUGER 2" HEX

20092 (#IS2195-025-34)

Manufacturer: PALADIN
Machine Size: MINI
Description: 9" x 3' (4 teeth) HDF style auger 2" hex

(not including Freight) \$342.00

Industry: CONSTRUCTION
Attachment Size: 9" AUGER 2" HEX

20142 (#IS2196-025-34)

Manufacturer: PALADIN
Machine Size: MINI
Description: 10" x 3' (4 teeth) HDF style auger 2" hex

(not including Freight) \$365.00

Industry: CONSTRUCTION
Attachment Size: 10" AUGER 2" HEX

20180 (#IS2197-025-34)

Manufacturer: PALADIN
Machine Size: MINI
Description: 12" x 3' (6 teeth) HDF style auger 2" hex

(not including Freight) \$378.00

Industry: CONSTRUCTION
Attachment Size: 12" AUGER 2" HEX

20234 (#IS2198-025-34)

Manufacturer: PALADIN
Machine Size: MINI
Description: 15" x 3' (6 teeth) HDF style auger 2" hex

(not including Freight) \$498.00

Industry: CONSTRUCTION
Attachment Size: 15" AUGER 2" HEX

20266 (#IS2199-025-34)

Manufacturer: PALADIN
Machine Size: MINI
Description: 16" x 3' (6 teeth) HDF style auger 2" hex

(not including Freight) \$545.00

Industry: CONSTRUCTION
Attachment Size: 16" AUGER 2" HEX

20302 (#IS2200-025-34)

Manufacturer: PALADIN
Machine Size: MINI
Description: 18" x 3' (6 teeth) HDF style auger 2" hex

(not including Freight) \$547.00

Industry: CONSTRUCTION
Attachment Size: 18" AUGER 2" HEX

20302 (#IS2201-025-34)

Manufacturer: PALADIN
Machine Size: MINI
Description: 20" x 3' (8 teeth) HDF style auger 2" hex

(not including Freight) \$571.00

Industry: CONSTRUCTION
Attachment Size: 20" AUGER 2" HEX

20383 (#IS2202-025-34)

Manufacturer: PALADIN
Machine Size: MINI
Description: 24" x 3' (10 teeth) HDF style auger 2" hex

(not including Freight) \$597.00

Industry: CONSTRUCTION
Attachment Size: 24" AUGER 2" HEX

20426 (#IS2203-025-34)

Manufacturer: PALADIN
Machine Size: MINI
Description: 30" x 3' (12 teeth) HDF style auger 2" hex

(not including Freight) \$873.00

Industry: CONSTRUCTION
Attachment Size: 30" AUGER 2" HEX

20471 (#IS2204-025-34)

Manufacturer: PALADIN
Machine Size: MINI
Description: 36" x 3' (12 teeth) HDF style auger 2" hex

(not including Freight) \$1,099.00

Industry: CONSTRUCTION
Attachment Size: 36" AUGER 2" HEX

AUGER BITS 2.56" MINI SKID STEER**125002 (#IS2205-025-34)**

Manufacturer: PALADIN
Machine Size: MINI
Description: 4" x 3' (2 teeth) HDF style auger 2.56" round

(not including Freight) \$248.00

Industry: CONSTRUCTION
Attachment Size: 4" AUGER 2.56 ROUND

20020 (#IS2206-025-34)

Manufacturer: PALADIN
Machine Size: MINI
Description: 6" x 3' (2 teeth) HDF style auger 2.56" round

(not including Freight) \$248.00

Industry: CONSTRUCTION
Attachment Size: 6" AUGER 2.56 ROUND

20055 (#IS2207-025-34)

Manufacturer: PALADIN
Machine Size: MINI
Description: 8" x 3' (2 teeth) HDF style auger 2.56" round

(not including Freight) \$329.00

Industry: CONSTRUCTION
Attachment Size: 8" AUGER 2.56 ROUND

20095 (#IS2208-025-34)

Manufacturer: PALADIN
Machine Size: MINI
Description: 9" x 3' (3 teeth) HDF style auger 2.56" round

(not including Freight) \$342.00

Industry: CONSTRUCTION
Attachment Size: 9" AUGER 2.56 ROUND

20144 (#IS2209-025-34)

Manufacturer: PALADIN
Machine Size: MINI
Description: 10" x 3' (3 teeth) HDF style auger 2.56" round

(not including Freight) \$365.00

Industry: CONSTRUCTION
Attachment Size: 10" AUGER 2.56 ROUND

20198 (#IS2210-025-34)

Manufacturer: PALADIN
Machine Size: MINI
Description: 12" x 3' (4 teeth) HDF style auger 2.56" round

(not including Freight) \$378.00

Industry: CONSTRUCTION
Attachment Size: 12" AUGER 2.56 ROUND

20236 (#IS2211-025-34)

Manufacturer: PALADIN
Machine Size: MINI
Description: 15" x 3' (5 teeth) HDF style auger 2.56" round

(not including Freight) \$498.00

Industry: CONSTRUCTION
Attachment Size: 15" AUGER 2.56 ROUND

20268 (#IS2212-025-34)

Manufacturer: PALADIN
Machine Size: MINI
Description: 16" x 3' (5 teeth) HDF style auger 2.56" round

(not including Freight) \$545.00

Industry: CONSTRUCTION
Attachment Size: 16" AUGER 2.56 ROUND

20304 (#IS2213-025-34)

Manufacturer: PALADIN
Machine Size: MINI
Description: 18" x 3' (6 teeth) HDF style auger 2.56" round

(not including Freight) \$547.00

Industry: CONSTRUCTION
Attachment Size: 18" AUGER 2.56 ROUND

20349 (#IS2214-025-34)

Manufacturer: PALADIN
Machine Size: MINI
Description: 20" x 3' (6 teeth) HDF style auger 2.56" round

(not including Freight) \$571.00

Industry: CONSTRUCTION
Attachment Size: 20" AUGER 2.56 ROUND

20385 (#IS2215-025-34)

Manufacturer: PALADIN
Machine Size: MINI
Description: 24" x 3' (8 teeth) HDF style auger 2.56" round

(not including Freight) \$597.00

Industry: CONSTRUCTION
Attachment Size: 24" AUGER 2.56" ROUND

20428 (#IS2216-025-34)

Manufacturer: PALADIN
Machine Size: MINI
Description: 30" x 3' (9 teeth) HDF style auger 2.56" round

(not including Freight) \$873.00

Industry: CONSTRUCTION
Attachment Size: 30" AUGER 2.56" ROUND

20473 (#IS2217-025-34)

Manufacturer: PALADIN
Machine Size: MINI
Description: 36" x 3' (11 teeth) HDF style auger 2.56" round

(not including Freight) \$1,099.00

Industry: CONSTRUCTION
Attachment Size: 36" AUGER 2.56" ROUND

AUGER BITS DIRT 2" HEX**20003 (#IS2358-025-34)**

Manufacturer: PALADIN
Machine Size: SSL/EXCAVATOR
Description: 4" X 4' X 2" HEX AUGER

(not including Freight) \$231.00

Industry: CONSTRUCTION
Attachment Size: 4" X 4' X 2" HEX

20021 (#IS2359-025-34)

Manufacturer: PALADIN
Machine Size: SSL/EXCAVATOR
Description: 6" X 4' X 2" HEX AUGER

(not including Freight) \$255.00

Industry: CONSTRUCTION
Attachment Size: 6" X 4' X 2" HEX

20096 (#IS2360-025-34)

Manufacturer: PALADIN
Machine Size: SSL/EXCAVATOR
Description: 9" X 4' X 2" HEX AUGER

(not including Freight) \$371.00

Industry: CONSTRUCTION
Attachment Size: 9" X 4' X 2" HEX

20183 (#IS2361-025-34)

Manufacturer: PALADIN
Machine Size: SSL/EXCAVATOR
Description: 12" X 4' X 2" HEX AUGER

(not including Freight) \$431.00

Industry: CONSTRUCTION
Attachment Size: 12" X 4' X 2" HEX

20306 (#IS2362-025-34)

Manufacturer: PALADIN
Machine Size: SSL/EXCAVATOR
Description: 18" X 4' X 2" HEX AUGER

(not including Freight) \$706.00

Industry: CONSTRUCTION
Attachment Size: 18" X 4' X 2" HEX

20386 (#IS2363-025-34)

Manufacturer: PALADIN
Machine Size: SSL/EXCAVATOR
Description: 24" X 4' X 2" HEX AUGER

(not including Freight) \$858.00

Industry: CONSTRUCTION
Attachment Size: 24" X 4' X 2" HEX

20429 (#IS2364-025-34)

Manufacturer: PALADIN
Machine Size: SSL/EXCAVATOR
Description: 30" X 4' X 2" HEX AUGER

(not including Freight) \$1,150.00

Industry: CONSTRUCTION
Attachment Size: 30" X 4' X 2" HEX

20474 (#IS2365-025-34)

Manufacturer: PALADIN
Machine Size: SSL/EXCAVATOR
Description: 36" X 4' X 2" HEX AUGER

(not including Freight) \$1,309.00

Industry: CONSTRUCTION
Attachment Size: 36" X 4' X 2" HEX

AUGER BITS DIRT 2.56" ROUND

20006 (#IS1906-025-34)

Manufacturer: PALADIN
Machine Size: SSL/EXCAVATOR
Description: 4" X 4' 2.56" ROUND AUGER

(not including Freight) \$231.00

Industry: CONSTRUCTION
Attachment Size: 4" AUGER 2.56" ROUND

20025 (#IS1907-025-34)

Manufacturer: PALADIN
Machine Size: SSL/EXCAVATOR
Description: 6" X 4' 2.56" ROUND AUGER

(not including Freight) \$255.00

Industry: CONSTRUCTION
Attachment Size: 6" AUGER 2.56" ROUND

20100 (#IS1909-025-34)

Manufacturer: PALADIN
Machine Size: SSL/EXCAVATOR
Description: 9" X 4' 2.56" ROUND AUGER

(not including Freight) \$371.00

Industry: CONSTRUCTION
Attachment Size: 9" AUGER 2.56" ROUND

20187 (#IS1910-025-34)

Manufacturer: PALADIN
Machine Size: SSL/EXCAVATOR
Description: 12" X 4' 2.56" ROUND AUGER

(not including Freight) \$431.00

Industry: CONSTRUCTION
Attachment Size: 12" AUGER 2.56" ROUND

20309 (#IS1911-025-34)

Manufacturer: PALADIN
Machine Size: SSL/EXCAVATOR
Description: 18" X 4' 2.56" ROUND AUGER

(not including Freight) \$706.00

Industry: CONSTRUCTION
Attachment Size: 18" AUGER 2.56" ROUND

20389 (#IS1912-025-34)

Manufacturer: PALADIN
Machine Size: SSL/EXCAVATOR
Description: 24" X 4' 2.56" ROUND AUGER

(not including Freight) \$858.00

Industry: CONSTRUCTION
Attachment Size: 24" AUGER 2.56" ROUND

20431 (#IS1913-025-34)

Manufacturer: PALADIN
Machine Size: SSL/EXCAVATOR
Description: 30" X 4' 2.56" ROUND AUGER

(not including Freight) \$1,150.00

Industry: CONSTRUCTION
Attachment Size: 30" AUGER 2.56" ROUND

20476 (#IS1914-025-34)

Manufacturer: PALADIN
Machine Size: SSL/EXCAVATOR
Description: 36" X 4' 2.56" ROUND AUGER

(not including Freight) \$1,374.00

Industry: CONSTRUCTION
Attachment Size: 36" AUGER 2.56" ROUND

AUGER BITS ROCK 2" HEX**157430 (#IS1944-025-34)**

Manufacturer: PALADIN
Machine Size: SSL/EXCAVATOR
Description: 6" ROCK AUGER

(not including Freight) \$895.00

Industry: CONSTRUCTION
Attachment Size: 6" x 48" SRR Rock Auger 2" hex

157431 (#IS1945-025-34)

Manufacturer: PALADIN
Machine Size: SSL/EXCAVATOR
Description: 9" ROCK AUGER

(not including Freight) \$998.00


Industry: CONSTRUCTION
Attachment Size: 9" x 48" SRR Rock Auger 2" hex

157433 (#IS1946-025-34)

Manufacturer: PALADIN
Machine Size: SSL/EXCAVATOR
Description: 12" ROCK AUGER

(not including Freight) \$1,107.00


Industry: CONSTRUCTION
Attachment Size: 12" x 48" SRR Rock Auger 2" hex

157434 (#IS1947-025-34)

Manufacturer: PALADIN
Machine Size: SSL/EXCAVATOR
Description: 16" ROCK AUGER

(not including Freight) \$1,792.00

Industry: CONSTRUCTION
Attachment Size: 16" x 48" SRR Rock Auger 2" hex

157435 (#IS1948-025-34)

Manufacturer: PALADIN
Machine Size: SSL/EXCAVATOR
Description: 18" ROCK AUGER

(not including Freight) \$2,063.00

Industry: CONSTRUCTION
Attachment Size: 18" x 48" SRR Rock Auger 2" hex

157436 (#IS1949-025-34)

Manufacturer: PALADIN
Machine Size: SSL/EXCAVATOR
Description: 20" ROCK AUGER

(not including Freight) \$2,368.00

Industry: CONSTRUCTION
Attachment Size: 20" x 48" SRR Rock Auger 2" hex

157437 (#IS1950-025-34)

Manufacturer: PALADIN
Machine Size: SSL/EXCAVATOR
Description: 24" ROCK AUGER

(not including Freight) \$2,668.00

Industry: CONSTRUCTION
Attachment Size: 24" x 48" SRR Rock Auger 2" hex

157438 (#IS1951-025-34)

Manufacturer: PALADIN
Machine Size: SSL/EXCAVATOR
Description: 30" ROCK AUGER

(not including Freight) \$2,942.00

Industry: CONSTRUCTION
Attachment Size: 30" x 48" SRR Rock Auger 2" hex

157439 (#IS1952-025-34)

Manufacturer: PALADIN
Machine Size: SSL/EXCAVATOR
Description: 36" ROCK AUGER

(not including Freight) \$3,569.00

Industry: CONSTRUCTION
Attachment Size: 36" x 48" SRR Rock Auger 2" hex

AUGER BITS TREE 2.56" ROUND**20336 (#IS1938-025-34)**

Manufacturer: PALADIN
Machine Size: SSL/EXCAVATOR
Description: 18" TREE AUGER

(not including Freight) \$649.00

Industry: CONSTRUCTION
Attachment Size: 18" x 4' (7 teeth) HTF style auger 2.56" round

20416 (#IS1939-025-34)

Manufacturer: PALADIN
Machine Size: SSL/EXCAVATOR
Description: 24" TREE AUGER

(not including Freight) \$672.00

Industry: CONSTRUCTION
Attachment Size: 24" x 4' (10 teeth) HTF style auger 2.56" round

20456 (#IS1940-025-34)

Manufacturer: PALADIN
Machine Size: SSL/EXCAVATOR
Description: 30" TREE AUGER

(not including Freight) \$979.00

Industry: CONSTRUCTION
Attachment Size: 30" x 4' (11 teeth) HTF style auger 2.56" round

20501 (#IS1941-025-34)

Manufacturer: PALADIN
Machine Size: SSL/EXCAVATOR
Description: 36" TREE AUGER

(not including Freight) \$1,161.00

Industry: CONSTRUCTION
Attachment Size: 36" x 4' (13 teeth) HTF style auger 2.56" round

20516 (#IS1942-025-34)

Manufacturer: PALADIN
Machine Size: SSL/EXCAVATOR
Description: 42" TREE AUGER

(not including Freight) \$1,694.00

Industry: CONSTRUCTION
Attachment Size: 42" x 4' (15 teeth) HTF style
 auger 2.56" round

20527 (#IS1943-025-34)

Manufacturer: PALADIN
Machine Size: SSL/EXCAVATOR
Description: 48" TREE AUGER

(not including Freight) \$2,233.00

Industry: CONSTRUCTION
Attachment Size: 48" x 4' (17 teeth) HTF style
 auger 2.56" round

AUGER BITS TREE 2.56" ROUND MINI SKID STEER**24039 (#IS2366-025-34)**

Manufacturer: PALADIN
Machine Size: MINI
Description: 30" x 3' (11 teeth) HTF style auger

(not including Freight) \$856.00

Industry: CONSTRUCTION
Attachment Size: 30" AUGER 2.56" ROUND

24434 (#IS2367-025-34)

Manufacturer: PALADIN
Machine Size: MINI
Description: 36" x 3' (13 teeth) HTF style auger

(not including Freight) \$920.00

Industry: CONSTRUCTION
Attachment Size: 36" AUGER 2.56 ROUND

AUGER DRIVE 2" HEX EXCAVATOR**124721/109230/21670 (#IS2416-025-34)**

Manufacturer: PALADIN
Machine Size: EXCAVATOR CAT307/308 PIN GRAB
Description: X1975D 2" HEX CAT 307/308 PIN GRABBER MOUNT-WITH CRADLE- NO HOSES SUPPLIED

(not including Freight) \$3,456.00

Industry: CONSTRUCTION
Attachment Size: MAX AUGER 36"

124721/113464/21670 (#IS2417-025-34)

Manufacturer: PALADIN
Machine Size: EXCAVATOR KUBOTA KX080/WEDGE
Description: X1975D 2" HEX KUBOTA KX080 WEDGE MOUNT-WITH CRADLE- NO HOSES SUPPLIED

(not including Freight) \$3,070.00

Industry: CONSTRUCTION
Attachment Size: MAX AUGER 36"

124721/116003/21670 (#IS2418-025-34)

Manufacturer: PALADIN
Machine Size: EXCAVATOR KUBOTA KX057/U55 WEDGE
Description: X1975D 2" HEX KUBOTA KX057/U55 WEDGE MOUNT-WITH CRADLE- NO HOSES SUPPLIED

(not including Freight) \$2,874.00

Industry: CONSTRUCTION
Attachment Size: MAX AUGER 36"

124721/117789/21670 (#IS2419-025-34)

Manufacturer: PALADIN
Machine Size: EXCAVATOR CAT 305/305.5
Description: X1975D 2" HEX CAT 305/305.5 PIN ON MOUNT-WITH CRADLE- NO HOSES SUPPLIED

(not including Freight) \$3,080.00

Industry: CONSTRUCTION
Attachment Size: MAX AUGER 36"

124721/24008 (#IS2420-025-34)

Manufacturer: PALADIN
Machine Size: EXCAVATOR JD 35G WEDGE MOUNT
Description: X1975D 2" HEX JOHN DEERE 35G WEDGE MOUNT-NO CRADLE- NO HOSES SUPPLIED

(not including Freight) \$2,721.00

Industry: CONSTRUCTION
Attachment Size: MAX AUGER 36"

124722/113464/21670 (#IS2413-025-34)

Manufacturer: PALADIN
Machine Size: EXCAVATOR KUBOTA KX080 WEDGE MOUNT
Description: X1475D 2" HEX KUBOTA KX080 WEDGE MOUNT-WITH CRADLE- NO HOSES SUPPLIED

(not including Freight) \$2,849.00

Industry: CONSTRUCTION
Attachment Size: MAX AUGER 30"

124722/116003/21670 (#IS2414-025-34)**(not including Freight) \$2,653.00****Manufacturer:** PALADIN**Industry:** CONSTRUCTION**Machine Size:** EXCAVATOR KUBOTA KX057/U55 WEDGE **Attachment Size:** MAX AUGER 30"**Description:** X1475D 2" HEX KUBOTA KX057/U55 WEDGE MOUNT-WITH CRADLE- NO HOSES SUPPLIED**124722/19296 (#IS2415-025-34)****(not including Freight) \$2,729.00****Manufacturer:** PALADIN**Industry:** CONSTRUCTION**Machine Size:** EXCAVATOR JOHN DEERE 50G/60G
WEDGE MOUNT**Attachment Size:** MAX AUGER 30"**Description:** X1475D 2" HEX JOHN DEERE 50/60G WEDGE MOUNT- WITH CRADLE- NO HOSES
SUPPLIED**124722/24008 (#IS2421-025-34)****(not including Freight) \$2,539.00****Manufacturer:** PALADIN**Industry:** CONSTRUCTION**Machine Size:** EXCAVATOR JD 35G WEDGE MOUNT**Attachment Size:** MAX AUGER 30"**Description:** X1475D 2" HEX JOHN DEERE 35G WEDGE MOUNT-NO CRADLE- NO HOSES SUPPLIED**AUGER DRIVE 2.56" ROUND EXCAVATOR****124724/109230/21670 (#IS2028-025-34)****(not including Freight) \$3,456.00****Manufacturer:** PALADIN**Industry:** CONSTRUCTION**Machine Size:** EXCAVATOR CAT307/308 PIN GRAB**Attachment Size:** MAX AUGER 36"**Description:** X1975D 2.56" round CAT 307/308 PIN GRABBER MOUNT-WITH CRADLE- NO HOSES
SUPPLIED**124724/113464/21670 (#IS2026-025-34)****(not including Freight) \$3,070.00****Manufacturer:** PALADIN**Industry:** CONSTRUCTION**Machine Size:** EXCAVATOR KUBOTA KX080/WEDGE**Attachment Size:** MAX AUGER 36"**Description:** X1975D 2.56" round KUBOTA KX080 WEDGE MOUNT-WITH CRADLE- NO HOSES SUPPLIED**124724/116003/21670 (#IS2025-025-34)****(not including Freight) \$2,874.00****Manufacturer:** PALADIN**Industry:** CONSTRUCTION**Machine Size:** EXCAVATOR KUBOTA KX057/U55 WEDGE**Attachment Size:** MAX AUGER 36"**Description:** X1975D 2.56 ROUND KUBOTA KX057/U55 WEDGE MOUNT-WITH CRADLE- NO HOSES
SUPPLIED**124724/117789/21670 (#IS2027-025-34)****(not including Freight) \$3,080.00****Manufacturer:** PALADIN**Industry:** CONSTRUCTION**Machine Size:** EXCAVATOR CAT 305/305.5**Attachment Size:** MAX AUGER 36"**Description:** X1975D 2.56" round CAT 305/305.5 PIN ON MOUNT-WITH CRADLE- NO HOSES SUPPLIED**124724/24008 (#IS2411-025-34)****(not including Freight) \$2,721.00****Manufacturer:** PALADIN**Industry:** CONSTRUCTION**Machine Size:** EXCAVATOR JD 35G WEDGE MOUNT**Attachment Size:** MAX AUGER 36"**Description:** X1975D 2.56" round JOHN DEERE 35G WEDGE MOUNT-NO CRADLE- NO HOSES SUPPLIED**124725/113464/21670 (#IS2422-025-34)****(not including Freight) \$2,849.00****Manufacturer:** PALADIN**Industry:** CONSTRUCTION**Machine Size:** EXCAVATOR KUBOTA KX080/WEDGE**Attachment Size:** MAX AUGER 30"**Description:** X1475D 2.56" round KUBOTA KX080 WEDGE MOUNT-WITH CRADLE- NO HOSES SUPPLIED**124725/116003 (#IS2387-025-34)****(not including Freight) \$2,559.00****Manufacturer:** PALADIN**Industry:** CONSTRUCTION**Machine Size:** EXCAVATOR KUBOTA 057/U55 WEDGE
MOUNT**Attachment Size:** MAX AUGER 30"**Description:** X1475D 2.56" round KUBOTA 057/U55 WEDGE MOUNT-NO CRADLE- NO HOSES
SUPPLIED

124725/19296 (#IS1954-025-34)**(not including Freight) \$2,690.00****Manufacturer:** PALADIN**Industry:** CONSTRUCTION**Machine Size:** EXCAVATOR JOHN DEERE 50G/60G
WEDGE MOUNT**Attachment Size:** MAX AUGER 30"**Description:** X1475D 2.56" round JOHN DEERE 50/60G WEDGE MOUNT- WITH CRADLE- NO HOSES SUPPLIED**124725/24008 (#IS2029-025-34)****(not including Freight) \$2,500.00****Manufacturer:** PALADIN**Industry:** CONSTRUCTION**Machine Size:** EXCAVATOR 35G WEDGE MOUNT**Attachment Size:** MAX AUGER 30"**Description:** X1475D 2.56" round JOHN DEERE 35G WEDGE MOUNT-NO CRADLE- NO HOSES SUPPLIED**AUGER DRIVE MINI SKID STEER****24453 (#IS2191-025-34)****(not including Freight) \$2,311.00****Manufacturer:** PALADIN**Industry:** CONSTRUCTION**Machine Size:** MINI**Attachment Size:** 36" MAX AUGER**Description:** X1500 Auger Drive, High-Torque, Round 2.56"(flat face style couplers)**PLUG AND PLAY****24861 (#IS2190-025-34)****(not including Freight) \$2,093.00****Manufacturer:** PALADIN**Industry:** CONSTRUCTION**Machine Size:** MINI**Attachment Size:** 36" MAX AUGER**Description:** X1500 Auger Drive, High-Torque, Hex 2" (flat face style couplers)**PLUG AND PLAY****AUGER DRIVE SKID STEER 2" HEX****124806 (#IS2431-025-34)****(not including Freight) \$2,662.00****Manufacturer:** PALADIN**Industry:** CONSTRUCTION**Machine Size:** SSL 10GPM-25GPM**Attachment Size:** MAX AUGER 30"**Description:** X1475D 2" hex Skid-Steer assembly 10-25 GPM**PLUG AND PLAY**2" HEX**124808 (#IS1920-025-34)****(not including Freight) \$2,882.00****Manufacturer:** PALADIN**Industry:** CONSTRUCTION**Machine Size:** SSL 15 GPM- 30 GPM**Attachment Size:** MAX AUGER 36"**Description:** X1975D EXTREME DUTY AUGER DRIVE MAX AUGER 36" **PLUG AND PLAY** 2" HEX**124810 (#IS1922-025-34)****(not including Freight) \$3,149.00****Manufacturer:** PALADIN**Industry:** CONSTRUCTION**Machine Size:** SSL 20 GPM-35 GPM**Attachment Size:** MAX 36" AUGER**Description:** X2475D EXTREME DUTY AUGER DRIVE MAX AUGER 36" **PLUG AND PLAY** 2" HEX**24990/113026 (#IS1953-025-34)****(not including Freight) \$3,347.00****Manufacturer:** PALADIN**Industry:** CONSTRUCTION**Machine Size:** SSL 18 GPM-30 GPM**Attachment Size:** MAX AUGER 48"**Description:** X3575 EXTREME DUTY AUGER DRIVE MAX AUGER 48" **PLUG AND PLAY** 2" HEX**AUGER DRIVE SKID STEER 2.56 ROUND****124805 (#IS2427-025-34)****(not including Freight) \$2,662.00****Manufacturer:** PALADIN**Industry:** CONSTRUCTION**Machine Size:** SSL 10GPM-25GPM**Attachment Size:** MAX AUGER 30"**Description:** X1475D 2.56" round Skid-Steer assembly 10-25 GPM**PLUG AND PLAY**FLAT FACE COUPLERS**2.56 ROUND**124807 (#IS1637-025-34)****(not including Freight) \$2,882.00****Manufacturer:** PALADIN**Industry:** CONSTRUCTION**Machine Size:** SSL 15 GPM-30 GPM**Attachment Size:** MAX AUGER 36"**Description:** X1975D EXTREME DUTY AUGER DRIVE MAX AUGER 36" **PLUG AND PLAY** 2.56" ROUND

124809 (#IS1921-025-34)



Manufacturer PALADIN

Machine Size: SSL 20 GPM-35 GPM

Description: X2475D EXTREME DUTY AUGER DRIVE MAX AUGER 36" **PLUG AND PLAY** 2.56" ROUND

(not including Freight) \$3,149.00

Industry: CONSTRUCTION

Attachment Size: MAX AUGER 36"

AUGER EXTENSIONS 2" HEX

22839 (#IS2548-025-34)



Manufacturer PALADIN

Machine Size: SSL/EXCAVATOR


Description: 12" X 2" Hex Fixed Length Extension

(not including Freight) \$174.00

Industry: CONSTRUCTION

Attachment Size: 12" 2" HEX EXTENSION

22845 (#IS2552-025-34)



Manufacturer PALADIN

Machine Size: SSL/EXCAVATOR


Description: 18" X 2" Hex Fixed Length Extension

(not including Freight) \$189.00

Industry: CONSTRUCTION

Attachment Size: 18" 2" HEX EXTENSION

22851 (#IS2550-025-34)



Manufacturer PALADIN

Machine Size: SSL/EXCAVATOR


Description: 24" X 2" Hex Fixed Length Extension

(not including Freight) \$202.00

Industry: CONSTRUCTION

Attachment Size: 24" 2" HEX EXTENSION

22858 (#IS2551-025-34)



Manufacturer PALADIN

Machine Size: SSL/EXCAVATOR

Description: 48" X 2" Hex Fixed Length Extension

(not including Freight) \$251.00

Industry: CONSTRUCTION

Attachment Size: 48" 2" HEX EXTENSION

AUGER EXTENSIONS 2.56 ROUND

22843 (#IS2483-025-34)



Manufacturer PALADIN

Machine Size: SSL/EXCAVATOR

Description: 12" X 2.56" Round Fixed Length Extension

(not including Freight) \$138.00

Industry: CONSTRUCTION

Attachment Size: 12" 2.56 ROUNDEXTENSION

22849 (#IS2484-025-34)



Manufacturer PALADIN

Machine Size: SSL/EXCAVATOR

Description: 18" X 2.56" Round Fixed Length Extension

(not including Freight) \$160.00

Industry: CONSTRUCTION

Attachment Size: 18" 2.56 ROUND EXTENSION

22856 (#IS2546-025-34)



Manufacturer PALADIN

Machine Size: SSL/EXCAVATOR

Description: 24" X 2.56" Round Fixed Length Extension

(not including Freight) \$182.00

Industry: CONSTRUCTION

Attachment Size: 24" 2.56 ROUND EXTENSION

22863 (#IS2547-025-34)



Manufacturer PALADIN

Machine Size: SSL/EXCAVATOR

Description: 48" X 2.56" Round Fixed Length Extension

(not including Freight) \$224.00

Industry: CONSTRUCTION

Attachment Size: 48" 2.56 ROUND EXTENSION

BACKHOE MINI SKID STEER

100853/88512/102488 (#IS2266-025-34)



Manufacturer PALADIN

Machine Size: MINI

Description: Universal mount, Swing Skid Hoe (FLAT FACE COUPLERS) 12" BUCKET**PLUG & PLAY**

(not including Freight) \$2,961.00

Industry: CONSTRUCTION

Attachment Size: 67" DIGGING DEPTH

89349/88512 (#IS2265-025-34)**(not including Freight) \$1,862.00****Manufacturer:** PALADIN**Industry:** CONSTRUCTION**Machine Size:** MINI**Attachment Size:** 47.5" DIGGING DEPTH**Description:** Fixed Skid Hoe universal mount, flat face couplers, 12" BUCKET**PLUG & PLAY****QC605/BK2612 (#IS0378-023-24)****(not including Freight) \$2,560.00****Manufacturer:** WALLENSTEIN**Industry:** CONSTRUCTION**Machine Size:** MINI**Attachment Size:** Digging Depth 6'**Description:** MINI SKID BACKHOE / WITH 12" BUCKET**QC605B/BK2612 (#IS0379-023-24)****(not including Freight) \$2,560.00****Manufacturer:** WALLENSTEIN**Industry:** CONSTRUCTION**Machine Size:** MINI BOBCAT**Attachment Size:** Digging Depth 6'**Description:** Bobcat Mini Skidsteer Plate BACKHOE/WITH 12" BUCKET

BACKHOE SKID STEER

111637/81716 (#IS1744-025-34)**(not including Freight) \$3,275.00****Manufacturer:** PALADIN**Industry:** CONSTRUCTION**Machine Size:** SSL**Attachment Size:** 73" DIGGING DEPTH**Description:** FIXED HOE W/16" BUCKET**112140/81716/15756 (#IS2259-025-34)****(not including Freight) \$5,781.00****Manufacturer:** PALADIN**Industry:** CONSTRUCTION**Machine Size:** SSL**Attachment Size:** 76" DIGGING DEPTH**Description:** SWING HOE W/16" BUCKET** WITH IN CAB CONTROLS**PICK CONTROL BOX OR ADAPTER HARNESS FOR IN-CAB CONTROL**QC620 (#IS0380-023-24)****(not including Freight) \$2,230.00****Manufacturer:** WALLENSTEIN**Industry:** CONSTRUCTION**Machine Size:** SSL**Attachment Size:** Digging Depth 6'**Description:** SSL SKID BACKHOE

BACKHOE TRACTOR

GE605 (#IS0343-023-24)**(not including Freight) \$9,920.00****Manufacturer:** WALLENSTEIN**Industry:** AGRICULTURAL**Machine Size:** 18-20 HP**Attachment Size:** 6'4" DIG DEPTH**Description:** (w/subframe mount, 12" bucket, pto pump kit)**GX620 (#IS0344-023-24)****(not including Freight) \$11,100.00****Manufacturer:** WALLENSTEIN**Industry:** AGRICULTURAL**Machine Size:** 18-28HP**Attachment Size:** 6'4" DIG DEPTH**Description:** (w/subframe mount, 12" bucket, pto pump kit)**GX720 (#IS0345-023-24)****(not including Freight) \$12,260.00****Manufacturer:** WALLENSTEIN**Industry:** AGRICULTURAL**Machine Size:** 30-60HP**Attachment Size:** 7'8" DIG DEPTH**Description:** (w/subframe mount, 12" bucket, pto pump kit)**GX920 (#IS0346-023-24)****(not including Freight) \$13,850.00****Manufacturer:** WALLENSTEIN**Industry:** AGRICULTURAL**Machine Size:** 30-100HP**Attachment Size:** 9'4" DIG DEPTH**Description:** (w/ 3pt mount, 12" bucket, pto pump kit)

GX920XT (#IS0347-023-24)

Manufacturer: WALLENSTEIN
Machine Size: 45-100HP
Description: (w/3 pt mount, 12" bucket, pto pump kit)

(not including Freight) \$15,890.00

Industry: AGRICULTURAL
Attachment Size: 11'4" DIG DEPTH

BALE ACCUMULATOR SKID STEER**MAG100-SS (#IS1002-023-31)**

Manufacturer: MAXILATOR
Machine Size: SSL
Description: The Accumagrapple is versatile and can accommodate standard 14" x 18" square bales in lengths ranging from 36" to 42".

(not including Freight) \$4,598.00

Industry: AGRICULTURAL
Attachment Size: 10 BALE CAPACITY

BALE ACCUMULATOR TRACTOR**1000 (#IS1539-024-28)**

Manufacturer: HOELSCHER INC.
Machine Size: TRACTOR
Description: BALE ACCUMULATOR WITH UNIVERSAL WAGON HITCH

(not including Freight) \$13,340.00

Industry: AGRICULTURAL
Attachment Size: 10 BALE ACCUMULATOR

MAG100WS (#IS1004-023-31)

Manufacturer: MAXILATOR
Machine Size: SSL/Front Loader (MUST ADD WORKSAVER MOUNT)
Description: The Accumagrapple is versatile and can accommodate standard 14 x 18 square bales in lengths ranging from 36" to 42".

(not including Freight) \$5,000.00

Industry: AGRICULTURAL
Attachment Size: 10 BALE CAPACITY

Model 100 (with mounts) (#IS1636-024-28)

Manufacturer: HOELSCHER INC.
Machine Size:
Description: HAY GRAPPLE (with mounts) MUST SPECIFY MOUNT

(not including Freight) \$4,565.00

Industry: AGRICULTURAL
Attachment Size: 10 BALE CAPACITY

BALE BLOWER**PRO-CHOP 150 (BALE BLOWER) (#IS0460-000-14)**

Manufacturer: ANDERSON
Machine Size: MINIMUM 80HP
Description: PRO CHOP 150

(not including Freight) \$42,600.00

Industry: AGRICULTURAL
Attachment Size: 1-6X5 ROUND/2-5X5 ROUND/1- 4X4 SQUARE

BALE HUGGER SKID STEER**832965 (#IS0572-023-02)**

Manufacturer: WORKSAVER INC.
Machine Size: SSL
Description: Skid Steer Bale Hand rated at 2,200 lbs. Designed to handle 4-ft to 6-ft round bales. Both arms open to clamp bale. Hydraulic cylinder included (LESS HOSES AND FITTINGS)

(not including Freight) \$2,655.00

Industry: AGRICULTURAL
Attachment Size: 2,200 LB MAX

832995 (#IS0576-023-02)

Manufacturer: WORKSAVER INC.
Machine Size: SSL
Description: Rotating Bale Hand, "universal" Skid Steer mount. Unit will handle round bales from 4-6-ft up to 2,200 lbs. wrapped/unwrapped. Rotates 110 degrees. Includes cylinder (less hoses)

(not including Freight) \$3,705.00

Industry: AGRICULTURAL
Attachment Size: 2,200 LB MAX

834170 (#IS0566-023-02)

Manufacturer: WORKSAVER INC.
Machine Size: SSL
Description: Large Bale Squeeze with one stationary & one adjustable arm. Skid steer mount. Includes cylinders & hydraulic hoses with couplers. Handles bales from 48"-96" up to 3,400 lbs.

(not including Freight) \$3,300.00

Industry: AGRICULTURAL
Attachment Size: 3,400 LB MAX

LAF1960-0022 (#IS1905-025-34)

(not including Freight) \$3,262.00



Manufacturer PALADIN

Industry: AGRICULTURAL

Machine Size: SSL

Attachment Size: 2,400 LB MAX

Description: SSL BALE HUGGER W/HOSES AND COUPLERS **PLUG AND PLAY**

BALE HUGGER TELEHANDLER

12781 (#IS2322-025-34)

(not including Freight) \$3,873.00



Manufacturer PALADIN

Industry: CONSTRUCTION

Machine Size: Cat IT/TH

Attachment Size:

Description: BALE HUGGER - LARGE ROUND FOR TELEHANDLERS

BALE HUGGER TRACTOR

832940 (#IS0570-023-02)

(not including Freight) \$2,325.00



Manufacturer WORKSAVER INC.

Industry: AGRICULTURAL

Machine Size: TRACTOR

Attachment Size: 2,200 LB MAX

Description: 2,200 Lb. Bale Hand (For 4 to 6 ft. wrapped or unwrapped bales) (Hydraulic cylinder included) LESS HOSES AND FITTINGS, **MUST SPECIFY MOUNT**

832975 (#IS0575-023-02)

(not including Freight) \$3,670.00



Manufacturer WORKSAVER INC.

Industry: AGRICULTURAL

Machine Size: TRACTOR

Attachment Size: 2,200 LB MAX

Description: Rotating Bale Hand, John Deere 400/500 series mount. Unit will handle round bales from 4-6 ft up to 2,200 lbs. wrapped/unwrapped. Rotates 110 degrees. Includes cylinder (less hoses)

832980 (#IS0571-023-02)

(not including Freight) \$2,620.00



Manufacturer WORKSAVER INC.

Industry: AGRICULTURAL

Machine Size: TRACTOR

Attachment Size: 2,200 LB MAX

Description: Euro/Global mount 2,200 Bale Hand (4 to 6-ft wrapped or unwrapped bales) Includes Hydraulic cylinder (less hoses)

832985 (#IS0574-023-02)

(not including Freight) \$3,460.00



Manufacturer WORKSAVER INC.

Industry: AGRICULTURAL

Machine Size: TRACTOR

Attachment Size: 2,200 LB MAX

Description: Rotating Bale Hand, Euro/Global mount. Unit will handle round bales from 4-6 ft up to 2,200 lbs. wrapped/unwrapped. Rotates 110 degrees. Includes cylinder (less hoses)

832990 (#IS0573-023-02)

(not including Freight) \$3,885.00



Manufacturer WORKSAVER INC.

Industry: AGRICULTURAL

Machine Size: TRACTOR

Attachment Size: 2,200 LB MAX

Description: Rotating Bale Hand. Rated at 2,200 lbs. Handles 4-6-ft. round bales, wrapped / unwrapped. Both arms open to clamp bale. Rotates 110 degrees. Opt. interfacing brackets are required. Hydraulic cylinder. LESS HOSES AND FITTINGS **MUST SPECIFY MOUNT**

834180 (#IS0567-023-02)

(not including Freight) \$3,200.00



Manufacturer WORKSAVER INC.

Industry: AGRICULTURAL

Machine Size: TRACTOR

Attachment Size: 3,400 LB MAX

Description: Large Bale Squeeze with one stationary & one adjustable arm. Euro/Global mount. Includes cylinders less hoses & couplers. Handles bales from 48"-96" up to 3,400 lbs.

834200 (#IS0568-023-02)

(not including Freight) \$3,600.00



Manufacturer WORKSAVER INC.

Industry: AGRICULTURAL

Machine Size: TRACTOR

Attachment Size: 3,400 LB MAX

Description: Both arms open on this large bale squeeze. Skid Steer mount. Opens 48"-96" for bales up to 3,400 lbs. Includes cylinders, hoses & couplers included.

834210 (#IS0569-023-02)

(not including Freight) \$3,500.00



Manufacturer WORKSAVER INC.

Industry: AGRICULTURAL

Machine Size: TRACTOR

Attachment Size: 3,400 LB MAX

Description: Euro/Global mount, both arms open on this large bale squeeze. Opens 48"-96" for bales up to 3,400 lbs. Includes cylinders (less hoses & couplers)

BALE SLICER SKID STEER**MXSHD-S (#IS1007-023-31)**

Manufacturer: MAXILATOR
Machine Size: 75HP MINIMUM
Description: The Maxilator Bale Splitter

(not including Freight) \$8,700.00

Industry: AGRICULTURAL
Attachment Size: 6X6 BALES

BALE SPEAR FRONT LOADER TRACTOR**830185 (#IS0548-023-02)**

Manufacturer: WORKSAVER INC.
Machine Size: TRACTOR
Description: 2,000 Lb. Bolt-on Bucket Bale Spear (Bolt-in Forged Tine for use with tight center bales) Useable length 42". Bolt-together design ships UPS in one carton.

(not including Freight) \$335.00

Industry: AGRICULTURAL
Attachment Size: 2,000 LB MAX

830190 (#IS0549-023-02)

Manufacturer: WORKSAVER INC.
Machine Size: TRACTOR
Description: 2,000 Lb. Clamp-on Bucket Bale Spear Uses chain and turnbuckle system. 42" long bolt-in forged tine for use with round bales. Bolt-together design ships in one carton UPS.

(not including Freight) \$390.00

Industry: AGRICULTURAL
Attachment Size: 2,000 LB MAX

831920 (#IS0550-023-02)

Manufacturer: WORKSAVER INC.
Machine Size: TRACTOR
Description: Clamp-on Bucket Dual Bales Spear. Rated at 3,000 lbs. Uses single chain & turnbuckle system. Bolt-in spears have useable length of 42" (Spears must be inserted into Bale)

(not including Freight) \$605.00

Industry: AGRICULTURAL
Attachment Size: 3,000 LB MAX

831955 (#IS0551-023-02)

Manufacturer: WORKSAVER INC.
Machine Size: TRACTOR
Description: Clamp-on Bucket Triple Bale Spear for square bales. Rated at 4,000 lbs. Uses dual chain & turnbuckles. Bolt-in spears have length of 42".

(not including Freight) \$880.00

Industry: AGRICULTURAL
Attachment Size: 4,000 LB MAX

832195 (#IS0594-023-02)

Manufacturer: WORKSAVER INC.
Machine Size: TRACTOR
Description: Dual bolt-in forged spears mounted on lower tube for handling square bales. 42" SPEAR All welded frame with the Global /Euro-Style quick attach brackets.

(not including Freight) \$715.00

Industry: AGRICULTURAL
Attachment Size: 3,000 LB MAX

832205 (#IS0592-023-02)

Manufacturer: WORKSAVER INC.
Machine Size: TRACTOR
Description: Single bolt-in forged spear 42". For round bales. Rated at 2,200 lbs. Euro / Global-Style Integrated Frame Bale Spears

(not including Freight) \$525.00

Industry: AGRICULTURAL
Attachment Size: 2,200 LB MAX

832220 (#IS0593-023-02)

Manufacturer: WORKSAVER INC.
Machine Size: TRACTOR
Description: Dual bolt-in forged spears spaced 30" apart, with length of 42". All welded frame with the Global /Euro-Style quick attach brackets.

(not including Freight) \$630.00

Industry: AGRICULTURAL
Attachment Size: 3,000 LB MAX

832320 (#IS0579-023-02)

Manufacturer: WORKSAVER INC.
Machine Size: TRACTOR
Description: Dual bolt-in forged spears spaced 26-1/2" apart, with useable length of 42". Rated at 3,000 lbs. Fits John Deere loaders 300,400,500,D,H

(not including Freight) \$725.00

Industry: AGRICULTURAL
Attachment Size: 3,000 LB MAX

832330 (#IS0580-023-02)

Manufacturer: WORKSAVER INC.
Machine Size: TRACTOR
Description: Triple bolt-in forged spears spaced 26-1/2" apart, with useable length of 26". Rated at 3,000 lbs. Fits John Deere loaders 300,400,500,D,H

(not including Freight) \$890.00

Industry: AGRICULTURAL
Attachment Size: 3,000 LB MAX

832335 (#IS0581-023-02)**(not including Freight) \$935.00****Manufacturer:** WORKSAVER INC.**Industry:** AGRICULTURAL**Machine Size:** TRACTOR**Attachment Size:** 4,000 LB MAX**Description:** Triple bolt-in forged spears spaced 26-1/2" apart, with useable length of 42". Rated at 4,000 lbs.**832340 (#IS0583-023-02)****(not including Freight) \$780.00****Manufacturer:** WORKSAVER INC.**Industry:** AGRICULTURAL**Machine Size:** TRACTOR**Attachment Size:** 2,200 LB MAX**Description:** Single bolt-in forged spear 42" long. Rated at 2,200 lbs. For John Deere loader models: 620, 640, 720, 721, 725, 726, 740, 741 and 746**832350 (#IS0584-023-02)****(not including Freight) \$895.00****Manufacturer:** WORKSAVER INC.**Industry:** AGRICULTURAL**Machine Size:** TRACTOR**Attachment Size:** 3,000 LB MAX**Description:** Dual bolt-in forged spears spaced 30" apart, with length of 42". FITS John Deere loader models: 620, 640, 720, 721, 725, 726, 740, 741, 746**832355 (#IS0585-023-02)****(not including Freight) \$1,040.00****Manufacturer:** WORKSAVER INC.**Industry:** AGRICULTURAL**Machine Size:** TRACTOR**Attachment Size:** 3,000 LB MAX**Description:** Triple bolt-in forged spears spaced 28-1/2" apart, with length of 26". FITS John Deere loader models: 620, 640, 720, 721, 725, 726, 740, 741, 746**832360 (#IS0586-023-02)****(not including Freight) \$1,105.00****Manufacturer:** WORKSAVER INC.**Industry:** AGRICULTURAL**Machine Size:** TRACTOR**Attachment Size:** 4,000 LB MAX**Description:** Triple bolt-in forged spears spaced 28-1/2" apart, with length of 42". For large-sized square bales. FITS John Deere loader models: 620, 640, 720, 721, 725, 726, 740, 741 and 746**832370 (#IS0596-023-02)****(not including Freight) \$905.00****Manufacturer:** WORKSAVER INC.**Industry:** AGRICULTURAL**Machine Size:** TRACTOR**Attachment Size:** 4,000 LB MAX**Description:** Triple bolt-in spears mounted in lower tube for handling square bales, useable spear length 42" All welded frame with the Global /Euro-Style quick attach brackets**832385 (#IS0553-023-02)****(not including Freight) \$990.00****Manufacturer:** WORKSAVER INC.**Industry:** AGRICULTURAL**Machine Size:** TRACTOR**Attachment Size:** 3,000 LB MAX**Description:** Loader Bale Spear rated at 3,000 lbs. Dual tapered spears have useable length of 42". **MUST SPECIFY LOADER MOUNT****832390 (#IS0554-023-02)****(not including Freight) \$1,115.00****Manufacturer:** WORKSAVER INC.**Industry:** AGRICULTURAL**Machine Size:** TRACTOR**Attachment Size:** 3,000 LB MAX**Description:** Triple spears have useable length of 26", spaced 26 1/2" apart. (832391 main frame) **MUST SPECIFY LOADER MOUNT****832395 (#IS0555-023-02)****(not including Freight) \$1,150.00****Manufacturer:** WORKSAVER INC.**Industry:** AGRICULTURAL**Machine Size:** TRACTOR**Attachment Size:** 4,000 LB MAX**Description:** Triple spears have useable length of 42", spaced 26 1/2" apart. **MUST SPECIFY LOADER MOUNT****832405 (#IS0556-023-02)****(not including Freight) \$1,369.00****Manufacturer:** WORKSAVER INC.**Industry:** AGRICULTURAL**Machine Size:** TRACTOR**Attachment Size:****Description:** 79 1/2" wide frame with 4 spears, 26" useable length spaced 24" apart. (832406 main frame) **MUST SPECIFY LOADER MOUNT****832410 (#IS0557-023-02)****(not including Freight) \$1,320.00****Manufacturer:** WORKSAVER INC.**Industry:** AGRICULTURAL**Machine Size:** TRACTOR**Attachment Size:****Description:** 79 1/2" wide frame with 4 spears, 42" useable length spaced 24" apart. (832406 main frame) **MUST SPECIFY LOADER MOUNT**

834120 (#IS0589-023-02)**Manufacturer:** WORKSAVER INC.**Machine Size:** TRACTOR**Description:** Dual bolt-in forged spears spaced 30" apart w/ useable length 42". Global Series II Tool Carrier Rated at 3,800 lbs. For Round Bales**(not including Freight) \$995.00****Industry:** AGRICULTURAL**Attachment Size:** 3,800 LB MAX**834125 (#IS0590-023-02)****Manufacturer:** WORKSAVER INC.**Machine Size:** TRACTOR**Description:** Triple bolt-in forged spears spaced 26" apart. Useable length 42" Global Series II Tool Carriers. Rated 4,000 lbs. For square bales**(not including Freight) \$1,160.00****Industry:** AGRICULTURAL**Attachment Size:** 4,000 LB MAX**834135 (#IS0588-023-02)****Manufacturer:** WORKSAVER INC.**Machine Size:** TRACTOR**Description:** Single bolt-in forged spear Large single spear useable length 52" Fits Global Series II Tool Carrier**(not including Freight) \$1,160.00****Industry:** AGRICULTURAL**Attachment Size:****834160 (#IS0558-023-02)****Manufacturer:** WORKSAVER INC.**Machine Size:** TRACTOR**Description:** Transport two round bales at once unit is 76" x 24" rated at 6,000 lbs. Requires that brackets be welded to the unit. **MUST SPECIFY LOADER MOUNT****(not including Freight) \$1,340.00****Industry:** AGRICULTURAL**Attachment Size:** 6,000 LB MAX**BALE SPEAR SKID STEER****831060 (#IS0603-023-02)****Manufacturer:** WORKSAVER INC.**Machine Size:** SSL**Description:** Skid Steer Single Bale Spear. Rated at 2,200 lbs. Designed to Interface with Universal Q.A. Single tapered spear, useable length 42"**(not including Freight) \$541.00****Industry:** AGRICULTURAL**Attachment Size:** 2,200 LB MAX**831070 (#IS0604-023-02)****Manufacturer:** WORKSAVER INC.**Machine Size:** SSL**Description:** Skid Steer Double Bale Spear. Rated at 2,200 lbs. Designed to Interface with Universal Q.A. Dual tapered spears, useable length 42"**(not including Freight) \$641.00****Industry:** AGRICULTURAL**Attachment Size:** 2,200 LB MAX**831080 (#IS0606-023-02)****Manufacturer:** WORKSAVER INC.**Machine Size:** SSL**Description:** Skid Steer Triple Bale Spear. Rated at 3,000 lbs for handling large square bales. Triple spears have useable length of 26", spaced 26-1/2" apart.**(not including Freight) \$720.00****Industry:** AGRICULTURAL**Attachment Size:** 3,000 LB MAX**831090 (#IS0605-023-02)****Manufacturer:** WORKSAVER INC.**Machine Size:** SSL**Description:** Skid Steer Triple Bale Spear. Rated at 4,000 lbs for handling large square bales. Triple spears have useable length of 42", spaced 26-1/2" apart.**(not including Freight) \$741.00****Industry:** AGRICULTURAL**Attachment Size:** 4,000 LB MAX**BALE SPEAR TELEHANDLER****12393 (#IS2347-025-34)****Manufacturer:** PALADIN**Machine Size:** JCB Q-fit**Description:** BALE CARRIAGE - DUAL LARGE SQUARE FOR TELEHANDLERS**(not including Freight) \$2,807.00****Industry:** AGRICULTURAL**Attachment Size:****15892 (#IS2346-025-34)****Manufacturer:** PALADIN**Machine Size:** CAT IT/TH**Description:** BALE CARRIAGE - DUAL LARGE SQUARE FOR TELEHANDLERS**(not including Freight) \$2,807.00****Industry:** AGRICULTURAL**Attachment Size:****BALE SPEAR TRACTOR 3PT**

830235 (#IS0530-023-02)**(not including Freight) \$255.00****Manufacturer:** WORKSAVER INC.**Industry:** AGRICULTURAL**Machine Size:** 3PT**Attachment Size:** 1,800 LB MAX**Description:** 1,800 Lb. 3-pt. Bale Spear (Cat. I/II) (UPS-able) Main spear is 44" tapered forged spear for excellent penetration into the bale. With welded balance spears.**830775 (#IS0531-023-02)****(not including Freight) \$445.00****Manufacturer:** WORKSAVER INC.**Industry:** AGRICULTURAL**Machine Size:** 3PT**Attachment Size:** 3,000 LB MAX**Description:** 3,000 Lb. 3-pt. Bale Spear Double forged bale spear. All welded frame. Cat. I/II uses two 44" tapered spears for use with round bales. Quick Hitch compatible.**832310 (#IS0532-023-02)****(not including Freight) \$355.00****Manufacturer:** WORKSAVER INC.**Industry:** AGRICULTURAL**Machine Size:** 3PT**Attachment Size:** 2,200 LB MAX**Description:** 3-pt. Bale Spear. Designed for round bales to 2,200 lbs. Bolt-in spear with useable length of 42" with cast steel socket (patent pend.). Fits Cat. I / II. Quick Hitch compatible. Can ship UPS.**832610 (#IS0534-023-02)****(not including Freight) \$1,030.00****Manufacturer:** WORKSAVER INC.**Industry:** AGRICULTURAL**Machine Size:** 3PT**Attachment Size:** 4000 LBS**Description:** 3-pt. Four Spear Bale Handler. Features bolt-in forged spears (42") in cast steel sockets. For two round bales.**832615 (#IS0533-023-02)****(not including Freight) \$715.00****Manufacturer:** WORKSAVER INC.**Industry:** AGRICULTURAL**Machine Size:** 3PT**Attachment Size:** 3,000 LBS**Description:** 3-pt Triple Bale spear. Features bolt-in forged spears(26" useable length) in cast steel sockets. (patent pending). For mid-sized square bales.**834100 (#IS0535-023-02)****(not including Freight) \$1,045.00****Manufacturer:** WORKSAVER INC.**Industry:** AGRICULTURAL**Machine Size:** 3PT**Attachment Size:** 6,000 LB MAX**Description:** 3-pt Dual Bale Handler for round bales. Rated at 6,000 lbs. Transport two round bales at once. Cat. I/II quick hitch compatible**BALE SPEAR WHEEL LOADER****13173 (#IS2349-025-34)****(not including Freight) \$3,495.00****Manufacturer:** PALADIN**Industry:** AGRICULTURAL**Machine Size:** John Deere 544J w/JRB 416MTG**Attachment Size:****Description:** BALE CARRIAGE - DUAL LARGE SQUARE FOR WHEEL LOADERS**15892 (#IS2350-025-34)****(not including Freight) \$2,807.00****Manufacturer:** PALADIN**Industry:** AGRICULTURAL**Machine Size:** CAT IT/TH**Attachment Size:****Description:** BALE CARRIAGE - DUAL LARGE SQUARE FOR WHEEL LOADERS**BALE TRAILER****RBM PRO 2000 (WITHOUT BRAKES) (#IS1352-000-14)****(not including Freight) \$85,500.00****Manufacturer:** ANDERSON**Industry:** AGRICULTURAL**Machine Size:** MINIMUM 130HP**Attachment Size:** 20 / 4' bales**Description:** RBMPro 2000**RBM1400 without brakes (#IS0448-000-14)****(not including Freight) \$48,200.00****Manufacturer:** ANDERSON**Industry:** AGRICULTURAL**Machine Size:** MINIMUM 115HP**Attachment Size:** 14 / 4' bales**Description:** RBM1400

RBM2000 without brakes (#IS0449-000-14)

Manufacturer: ANDERSON
Machine Size: MINIMUM 130HP
Description: RBM2000

(not including Freight) \$54,700.00

Industry: AGRICULTURAL
Attachment Size:

STACKPRO5400 without brakes (#IS0452-000-14)

Manufacturer: ANDERSON
Machine Size: MINIMUM 115HP
Description: STACKPRO5400

(not including Freight) \$133,700.00

Industry: AGRICULTURAL
Attachment Size:

STACKPRO7200 without brakes (#IS0451-000-14)

Manufacturer: ANDERSON
Machine Size: MINIMUM 175HP
Description: STACKPRO7200

(not including Freight) \$152,600.00

Industry: AGRICULTURAL
Attachment Size:

TRB1000 without brakes (#IS0447-000-14)

Manufacturer: ANDERSON
Machine Size: MINIMUM 100HP
Description: TRB1000

(not including Freight) \$32,800.00

Industry: AGRICULTURAL
Attachment Size:

TSR3450 without brakes (#IS0450-000-14)

Manufacturer: ANDERSON
Machine Size: MINIMUM 130HP
Description: TSR3450

(not including Freight) \$71,100.00

Industry: AGRICULTURAL
Attachment Size:

WRAPTOR (#IS1353-000-14)

Manufacturer: ANDERSON
Machine Size:
Description: WRAPTOR COMBO "WRAPPER AND TRAILER"

(not including Freight) \$99,000.00

Industry: AGRICULTURAL
Attachment Size:

BOOM MOWER SKID STEER**SWA 540 (#IS2012-023-17)**

Manufacturer: BAUMALIGHT
Machine Size: 4500 LB MINIMUM
Description: BOOM MOWER FLAIL MOWER (F2000 TEETH) **CASE DRAIN REQUIRED**

(not including Freight) \$12,560.00

Industry: CONSTRUCTION
Attachment Size: 6' REACH 48" FLAIL MOWER

SWA 550 (#IS2013-023-17)

Manufacturer: BAUMALIGHT
Machine Size: 5000 LB MINIMUM CARRIER WEIGHT
Description: BOOM MOWER FLAIL MOWER (F2000 TEETH) **CASE DRAIN REQUIRED**

(not including Freight) \$13,200.00

Industry: CONSTRUCTION
Attachment Size: 7.5 REACH 60" FLAIL MOWER

SWA 560 (#IS2014-023-17)

Manufacturer: BAUMALIGHT
Machine Size: 6000 LB MINIMUM CARRIER WEIGHT
Description: BOOM MOWER FLAIL MOWER (F2000 TEETH) **CASE DRAIN REQUIRED**

(not including Freight) \$13,840.00

Industry: CONSTRUCTION
Attachment Size: 10' REACH 60" FLAIL MOWER

SWA 750 (#IS1753-023-17)

Manufacturer: BAUMALIGHT
Machine Size: 8,000LBS-12,500LBS
Description: BOOM MOWER ROTARY HEAD **CASE DRAIN REQUIRED**

(not including Freight) \$17,880.00

Industry: CONSTRUCTION
Attachment Size: 7' REACH 42" ROTARY HEAD


SWF 580 (#IS1761-023-17)

Manufacturer: BAUMALIGHT
Machine Size: 8,000LBS-13,000LBS
Description: BOOM MOWER FLAIL MOWER (F2000 FLAIL TEETH) **CASE DRAIN REQUIRED**

(not including Freight) \$16,800.00

Industry: CONSTRUCTION
Attachment Size: 14' REACH 48" FLAIL MOWER

SWF560 (#IS1528-023-17)**Manufacturer** BAUMALIGHT**Machine Size:** 7,000LBS-12,500LBS**Description:** BOOM MOWER FLAIL MOWER (F2000 FLAIL TEETH) **CASE DRAIN REQUIRED****(not including Freight) \$15,240.00****Industry:** CONSTRUCTION**Attachment Size:** 10' REACH 48" FLAIL MOWER**BOOM MOWER TRACTOR 3PT****380 MARGHERITA (#IS1783-025-53)****Manufacturer** MASCHIO**Machine Size:** MIN.TRACTOR WEIGHT 3520 LB**Description:** REAR MOUNTED FLAIL MOWER**(not including Freight) \$15,244.00****Industry:** AGRICULTURAL**Attachment Size:** 12' REACH**460 CRISTINA (#IS1784-025-53)****Manufacturer** MASCHIO**Machine Size:** MIN.TRACTOR WEIGHT 4400 LB**Description:** REAR MOUNTED FLAIL MOWER**(not including Freight) \$16,400.00****Industry:** AGRICULTURAL**Attachment Size:** 15' REACH**500 MARTINA (#IS1785-025-53)****Manufacturer** MASCHIO**Machine Size:** MIN TRACTOR WEIGHT 3520 LB**Description:** REAR MOUNTED FLAIL MOWER**(not including Freight) \$22,801.00****Industry:** AGRICULTURAL**Attachment Size:** 16' REACH**500 PALMA (#IS1786-025-53)****Manufacturer** MASCHIO**Machine Size:** MIN.TRACTOR WEIGHT 5060 LB**Description:** REAR MOUNTED FLAIL MOWER**(not including Freight) \$25,676.00****Industry:** AGRICULTURAL**Attachment Size:** 17' REACH**CRISTINA 510 (#IS2432-025-53)****Manufacturer** MASCHIO**Machine Size:** MIN.TRACTOR WEIGHT 4662 LB**Description:** REAR MOUNTED FLAIL MOWER**(not including Freight) \$17,431.00****Industry:** AGRICULTURAL**Attachment Size:** 16'6" REACH**CRISTINA 560 (#IS2433-025-53)****Manufacturer** MASCHIO**Machine Size:** MIN.TRACTOR WEIGHT 5551 LB**Description:** REAR MOUNTED FLAIL MOWER**(not including Freight) \$17,906.00****Industry:** AGRICULTURAL**Attachment Size:** 18'4" REACH**TRACTOR PACK WING (#IS1529-023-17)****Manufacturer** BAUMALIGHT**Machine Size:****Description:** BOOM MOWER (CALL FOR PRICING) BAUMALIGHT WILL BUILD CUSTOM BOOM MOWERS FOR TRACTOR APPLICATIONS.**Call 770-908-9439 for Price****Industry:** CONSTRUCTION**Attachment Size:****BOOM SKID STEER****811140 (#IS0748-023-02)****Manufacturer** WORKSAVER INC.**Machine Size:** SSL**Description:** Skid Steer Tree Crane Boom. Ideal for moving trees. Booms overall length is 59.25" Rated at 3,525 lbs.**(not including Freight) \$630.00****Industry:** CONSTRUCTION**Attachment Size:** 3,525 LBS**LAF2210-0022 (#IS1994-025-34)****Manufacturer** PALADIN**Machine Size:** SSL**Description:** BOOMS - LOADER**Description:** Vertical Mast 70% of operating load not to exceed 6,000 lbs Max. Reach 30% of operating load not to exceed 6,000 lbs**(not including Freight) \$1,436.00****Industry:** CONSTRUCTION**Attachment Size:** 6000LBS

MTLB78 (#IS2064-023-50)**(not including Freight) \$1,343.00****Manufacturer:** MARTATCH**Industry:** CONSTRUCTION**Machine Size:** SSL**Attachment Size:****Description:** TELESCOPIC LIFT BOOM-CAP. 3,000lbs CLOSED @ 48" - 1,500lbs EXTENDED @ 78"**BOOM TELEHANDLER****11140 (#IS2332-025-34)****(not including Freight) \$2,452.00****Manufacturer:** PALADIN**Industry:** CONSTRUCTION**Machine Size:** Cat IT/TH**Attachment Size:** 12' REACH 2000LB**Description:** BOOMS - TRUSS WITH QUICK ATTACH FOR TELEHANDLERS**11141 (#IS2326-025-34)****(not including Freight) \$9,600.00****Manufacturer:** PALADIN**Industry:** CONSTRUCTION**Machine Size:** SkyTrak**Attachment Size:** 12" REACH 2000LB**Description:** 12' Truss Boom w/Hydraulic Winch (2,000 Lb. Rating)**11143 (#IS2338-025-34)****(not including Freight) \$2,414.00****Manufacturer:** PALADIN**Industry:** CONSTRUCTION**Machine Size:** Case 686**Attachment Size:** 12" REACH 2000LB**Description:** BOOMS - TRUSS WITH QUICK ATTACH FOR TELEHANDLERS**11147 (#IS2324-025-34)****(not including Freight) \$9,600.00****Manufacturer:** PALADIN**Industry:** CONSTRUCTION**Machine Size:** JCB Q-fit**Attachment Size:** 12" REACH 2000LB**Description:** 12' Truss Boom w/Hydraulic Winch (2,000 Lb. Rating)**12338 (#IS2339-025-34)****(not including Freight) \$2,414.00****Manufacturer:** PALADIN**Industry:** CONSTRUCTION**Machine Size:** Gehl Dynattach**Attachment Size:** 12" REACH 2000LB**Description:** BOOMS - TRUSS WITH QUICK ATTACH FOR TELEHANDLERS**12403 (#IS2336-025-34)****(not including Freight) \$2,414.00****Manufacturer:** PALADIN**Industry:** CONSTRUCTION**Machine Size:** SkyTrak**Attachment Size:** 12" REACH 2000LB**Description:** BOOMS - TRUSS WITH QUICK ATTACH FOR TELEHANDLERS**12403 (#IS2337-025-34)****(not including Freight) \$2,414.00****Manufacturer:** PALADIN**Industry:** CONSTRUCTION**Machine Size:** Terex**Attachment Size:** 12" REACH 2000LB**Description:** BOOMS - TRUSS WITH QUICK ATTACH FOR TELEHANDLERS**12403 (#IS2333-025-34)****(not including Freight) \$2,414.00****Manufacturer:** PALADIN**Industry:** CONSTRUCTION**Machine Size:** JCB 506/508**Attachment Size:** 12' REACH 2000LB**Description:** BOOMS - TRUSS WITH QUICK ATTACH FOR TELEHANDLERS**12403 (#IS2334-025-34)****(not including Freight) \$2,414.00****Manufacturer:** PALADIN**Industry:** CONSTRUCTION**Machine Size:** Lull 644E - 944E**Attachment Size:** 12" REACH 2000LB**Description:** BOOMS - TRUSS WITH QUICK ATTACH FOR TELEHANDLERS**12503 (#IS2335-025-34)****(not including Freight) \$2,414.00****Manufacturer:** PALADIN**Industry:** CONSTRUCTION**Machine Size:** Manitou**Attachment Size:** 12" REACH 2000LB**Description:** BOOMS - TRUSS WITH QUICK ATTACH FOR TELEHANDLERS

12661 (#IS2342-025-34)**(not including Freight) \$2,933.00**

Manufacturer: PALADIN
Machine Size: Cat IT/TH 1,400 lb cap
Description: Cat IT/TH 1,400 lb cap

Industry: CONSTRUCTION
Attachment Size: 15' REACH 2000LB

12746 (#IS2323-025-34)**(not including Freight) \$9,600.00**

Manufacturer: PALADIN
Machine Size: Cat IT/TH
Description: 12' Truss Boom w/Hydraulic Winch (2,000 Lb. Rating)

Industry: CONSTRUCTION
Attachment Size: 12" REACH 2000LB

12814 (#IS2341-025-34)**(not including Freight) \$2,418.00**

Manufacturer: PALADIN
Machine Size: JLG G Series quick attach, 1400 lb cap
Description: BOOMS - TRUSS WITH QUICK ATTACH FOR TELEHANDLERS

Industry: CONSTRUCTION
Attachment Size: 12" REACH 2000LB

12837 (#IS2340-025-34)**(not including Freight) \$2,414.00**

Manufacturer: PALADIN
Machine Size: Gehl Dynacarrrier
Description: BOOMS - TRUSS WITH QUICK ATTACH FOR TELEHANDLERS

Industry: CONSTRUCTION
Attachment Size: 12" REACH 2000LB

12844 (#IS2325-025-34)**(not including Freight) \$9,600.00**

Manufacturer: PALADIN
Machine Size: Lull 1044C
Description: BOOMS - TRUSS FOR TELEHANDLERS

Industry: CONSTRUCTION
Attachment Size: 12" REACH 2000LB

BOOM WHEEL LOADER**12396 (#IS2329-025-34)****(not including Freight) \$4,495.00**

Manufacturer: PALADIN
Machine Size: JCB 411/416 & Volvo L40-L120
Description: BOOMS - TRUSS (ADJUSTABLE) FOR WHEEL LOADERS

Industry: CONSTRUCTION
Attachment Size: 8'-13' REACH

12396 (#IS2331-025-34)**(not including Freight) \$4,495.00**

Manufacturer: PALADIN
Machine Size: New Holland LW130-170
Description: BOOMS - TRUSS (ADJUSTABLE) FOR WHEEL LOADERS

Industry: CONSTRUCTION
Attachment Size: 8'-13' REACH

12397 (#IS2328-025-34)**(not including Freight) \$4,495.00**

Manufacturer: PALADIN
Machine Size: Cat IT14/IT24/IT28
Description: BOOMS - TRUSS (ADJUSTABLE) FOR WHEEL LOADERS

Industry: CONSTRUCTION
Attachment Size: 8'-13' REACH

12689 (#IS2327-025-34)**(not including Freight) \$4,506.00**

Manufacturer: PALADIN
Machine Size: Cat IT38/IT62
Description: BOOMS - TRUSS (ADJUSTABLE) FOR WHEEL LOADERS

Industry: CONSTRUCTION
Attachment Size: 8'-13' REACH

13225 (#IS2330-025-34)**(not including Freight) \$4,495.00**

Manufacturer: PALADIN
Machine Size: JRB 416 QA
Description: BOOMS - TRUSS (ADJUSTABLE) FOR WHEEL LOADERS

Industry: CONSTRUCTION
Attachment Size: 8'-13' REACH

BOX BLADES TRACTOR

Y484BS (#IS2514-025-52)

Manufacturer: FARM KING
Machine Size: TRACTOR
Description: 48" Box Scraper c/w 3 Scarifiers

(not including Freight) \$1,033.00

Industry: AGRICULTURAL
Attachment Size: 48" WORKING WIDTH

Y604BS (#IS2515-025-52)

Manufacturer: FARM KING
Machine Size: TRACTOR
Description: 60" Box Scraper c/w 4 Scarifiers

(not including Freight) \$1,184.00

Industry: AGRICULTURAL
Attachment Size: 60" WORKING WIDTH

Y725BS (#IS2516-025-52)

Manufacturer: FARM KING
Machine Size: TRACTOR
Description: 72" Box Scraper c/w 5 Scarifiers

(not including Freight) \$1,316.00

Industry: AGRICULTURAL
Attachment Size: 72" WORKING WIDTH

Y846BS (#IS2517-025-52)

Manufacturer: FARM KING
Machine Size: TRACTOR
Description: 84" Box Scraper c/w 6 Scarifiers

(not including Freight) \$1,560.00

Industry: AGRICULTURAL
Attachment Size: 84" WORKING WIDTH

BROOM BUCKET SKID STEER**21571M (#IS1558-025-34)**

Manufacturer: PALADIN
Machine Size: SSL
Description: 72" BUCKET BROOM POLY WIRE MIX **PLUG & PLAY**

(not including Freight) \$5,444.00

Industry: CONSTRUCTION
Attachment Size: 72" WORKING WIDTH

VRS5M (#IS1923-025-34)

Manufacturer: PALADIN
Machine Size: SSL
Description: 60" BUCKET BROOM POLY WIRE MIX **PLUG & PLAY**

(not including Freight) \$6,723.00

Industry: CONSTRUCTION
Attachment Size: 60" WORKING WIDTH

VRS6M (#IS1924-025-34)

Manufacturer: PALADIN
Machine Size: SSL
Description: 72" BUCKET BROOM POLY WIRE MIX **PLUG & PLAY**

(not including Freight) \$7,271.00

Industry: CONSTRUCTION
Attachment Size: 72" WORKING WIDTH

VRS7M (#IS1925-025-34)

Manufacturer: PALADIN
Machine Size: SSL
Description: 84" BUCKET BROOM POLY WIRE MIX **PLUG & PLAY**

(not including Freight) \$8,452.00

Industry: CONSTRUCTION
Attachment Size: 84" WORKING WIDTH

BROOM FRONT LOADER MOUNT**610605/610702 (#IS0860-023-02)**

Manufacturer: WORKSAVER INC.
Machine Size: TRACTOR
Description: 5-ft Unv. Front loader mount rotary broom 32" dia. poly broom. Manual Angle broom. MUST SPECIFY MOUNT

(not including Freight) \$6,072.00

Industry: AGRICULTURAL
Attachment Size: 60" WIDE

610610 (#IS0861-023-02)

Manufacturer: WORKSAVER INC.
Machine Size: TRACTOR
Description: 5-ft Unv. Front loader mount rotary broom 32" dia. poly / wire broom. Manual Angle broom. MUST SPECIFY MOUNT

(not including Freight) \$6,072.00

Industry: AGRICULTURAL
Attachment Size: 60" WIDE

610615/610702 (#IS0862-023-02)**(not including Freight) \$6,447.00****Manufacturer** WORKSAVER INC.**Industry:** AGRICULTURAL**Machine Size:** TRACTOR**Attachment Size:** 72" WIDE**Description:** 6-ft Unv. Front loader mount rotary broom 32" dia. poly broom. Manual Angle broom. MUST SPECIFY MOUNT**610620/610702 (#IS0863-023-02)****(not including Freight) \$6,447.00****Manufacturer** WORKSAVER INC.**Industry:** AGRICULTURAL**Machine Size:** TRACTOR**Attachment Size:** 72" WIDE**Description:** 6-ft Unv. Front loader mount rotary broom 32" dia. poly / wire broom. Manual Angle broom. MUST SPECIFY MOUNT**610625/610702 (#IS0864-023-02)****(not including Freight) \$7,077.00****Manufacturer** WORKSAVER INC.**Industry:** AGRICULTURAL**Machine Size:** TRACTOR**Attachment Size:** 84" WIDE**Description:** 7-ft Unv. Front loader mount rotary broom 32" dia. poly broom. Manual Angle broom. MUST SPECIFY MOUNT**610630/610702 (#IS0865-023-02)****(not including Freight) \$7,077.00****Manufacturer** WORKSAVER INC.**Industry:** AGRICULTURAL**Machine Size:** TRACTOR**Attachment Size:** 84" WIDE**Description:** 7-ft Unv. Front loader mount rotary broom 32" dia. poly / wire broom. Manual Angle broom. MUST SPECIFY MOUNT**610635/610665/610702 (#IS0866-023-02)****(not including Freight) \$6,367.00****Manufacturer** WORKSAVER INC.**Industry:** AGRICULTURAL**Machine Size:** TRACTOR**Attachment Size:** 60" WIDE**Description:** 5-ft Poly broom (32 dia.) for John Deere 400/500 series loader. COMES WITH GAUGE WHEEL AND MANUAL ANGLE KIT**610640/610665/610702 (#IS0867-023-02)****(not including Freight) \$6,375.00****Manufacturer** WORKSAVER INC.**Industry:** AGRICULTURAL**Machine Size:** TRACTOR**Attachment Size:** 60" WIDE**Description:** 5-ft Poly /Wire broom (32 dia.) for John Deere 400/500 series loader. COMES WITH GAUGE WHEEL AND MANUAL ANGLE KIT**610645/610665/610702 (#IS0868-023-02)****(not including Freight) \$6,737.00****Manufacturer** WORKSAVER INC.**Industry:** AGRICULTURAL**Machine Size:** TRACTOR**Attachment Size:** 72" WIDE**Description:** 6-ft Poly broom (32 dia.) for John Deere 400/500 series loader. COMES WITH GAUGE WHEEL AND MANUAL ANGLE KIT**BROOM SKID STEER****22072M/H/0022/28-10754 (#IS2388-025-34)****(not including Freight) \$7,926.00****Manufacturer** PALADIN**Industry:** CONSTRUCTION**Machine Size:** SSL 12GPM-25GPM**Attachment Size:** 72" WORKING WIDTH**Description:** 6 ft hydraulic drive brush head HYDRAULIC ANGLE POLY WIRE MIX**22072M/M/0022 (#IS2255-025-34)****(not including Freight) \$6,290.00****Manufacturer** PALADIN**Industry:** CONSTRUCTION**Machine Size:** SSL 12GPM-25GPM**Attachment Size:** 72" WORKING WIDTH**Description:** 6 ft hydraulic drive brush head MANUAL ANGLE POLY WIRE MIX**22084M/H/0022/28-10754 (#IS2389-025-34)****(not including Freight) \$8,138.00****Manufacturer** PALADIN**Industry:** CONSTRUCTION**Machine Size:** SSL 12GPM-25GPM**Attachment Size:** 84" WORKING WIDTH**Description:** 7 ft hydraulic drive brush head HYDRAULIC ANGLE POLY WIRE MIX

22084M/M/0022 (#IS2256-025-34)**(not including Freight) \$6,502.00****Manufacturer:** PALADIN**Industry:** CONSTRUCTION**Machine Size:** SSL 12GPM-25GPM**Attachment Size:** 84" WORKING WIDTH**Description:** 7 ft hydraulic drive brush head MANUAL ANGLE POLY WIRE MIX**22096M/H/0022/28-10754 (#IS2390-025-34)****(not including Freight) \$8,350.00****Manufacturer:** PALADIN**Industry:** CONSTRUCTION**Machine Size:** SSL 12GPM-25GPM**Attachment Size:** 96" WORKING WIDTH**Description:** 8 ft hydraulic drive brush head HYDRAULIC ANGLE POLY WIRE MIX**610960 (#IS0855-023-02)****(not including Freight) \$6,195.00****Manufacturer:** WORKSAVER INC.**Industry:** CONSTRUCTION**Machine Size:** SSL 12GPM-30GPM**Attachment Size:** 5' WORKING WIDTH**Description:** 5-ft. wide rotary broom with 32" dia. poly / wire brushes. **HYDRAULIC ANGLE****610965 (#IS0857-023-02)****(not including Freight) \$6,570.00****Manufacturer:** WORKSAVER INC.**Industry:** CONSTRUCTION**Machine Size:** SSL 12GPM-30GPM**Attachment Size:** 6' WORKING WIDTH**Description:** 6-ft. wide rotary broom with 32" dia. poly / wire brushes. **HYDRAULIC ANGLE****610966 (#IS0856-023-02)****(not including Freight) \$6,570.00****Manufacturer:** WORKSAVER INC.**Industry:** CONSTRUCTION**Machine Size:** SSL 12GPM-30GPM**Attachment Size:** 6' WORKING WIDTH**Description:** 6-ft. wide rotary broom with 32" dia. poly brushes. **HYDRAULIC ANGLE****610970 (#IS0859-023-02)****(not including Freight) \$7,200.00****Manufacturer:** WORKSAVER INC.**Industry:** CONSTRUCTION**Machine Size:** SSL 12GPM-30GPM**Attachment Size:** 7' WORKING WIDTH**Description:** 7-ft. wide rotary broom with 32" dia. poly / wire brushes. **HYDRAULIC ANGLE****610971 (#IS0858-023-02)****(not including Freight) \$7,200.00****Manufacturer:** WORKSAVER INC.**Industry:** CONSTRUCTION**Machine Size:** SSL 12GPM-30GPM**Attachment Size:** 7' WORKING WIDTH**Description:** 7-ft. wide rotary broom with 32" dia. poly brushes. **HYDRAULIC ANGLE****BROOM TRACTOR 3PT****610650/610665/610702 (#IS0869-023-02)****(not including Freight) \$6,737.00****Manufacturer:** WORKSAVER INC.**Industry:** AGRICULTURAL**Machine Size:** TRACTOR**Attachment Size:** 72" WIDE**Description:** 6-ft Poly /Wire broom (32 dia.) for John Deere 400/500 series loader. COMES WITH GAUGE WHEEL AND MANUAL ANGLE KIT**610700 (#IS0849-023-02)****(not including Freight) \$5,815.00****Manufacturer:** WORKSAVER INC.**Industry:** AGRICULTURAL**Machine Size:** 3PT**Attachment Size:** 5' WORKING WIDTH**Description:** 5-ft. Wide Rotary Broom with 32" dia. poly / wire wafers. Quick Hitch compatible. **HYDRAULIC ANGLE****610705 (#IS0848-023-02)****(not including Freight) \$5,815.00****Manufacturer:** WORKSAVER INC.**Industry:** AGRICULTURAL**Machine Size:** 3PT**Attachment Size:** 5' WORKING WIDTH**Description:** 5-ft. Wide Rotary Broom with 32" dia. poly wafers. Quick Hitch compatible. **HYDRAULIC ANGLE****610750 (#IS0851-023-02)****(not including Freight) \$6,075.00****Manufacturer:** WORKSAVER INC.**Industry:** AGRICULTURAL**Machine Size:** 3PT**Attachment Size:** 6' WORKING WIDTH**Description:** 6-ft. Wide Rotary Broom with 32" dia. poly / wire wafers. Quick Hitch compatible (Cat.I) **HYDRAULIC ANGLE**

610755 (#IS0850-023-02)**(not including Freight) \$6,075.00****Manufacturer** WORKSAVER INC.**Industry:** AGRICULTURAL**Machine Size:** 3PT**Attachment Size:** 6' WORKING WIDTH**Description:** 6-ft. Wide Rotary Broom with 32" dia. poly wafers. Quick Hitch compatible (Cat.I). **HYDRAULIC ANGLE****610800 (#IS0853-023-02)****(not including Freight) \$6,140.00****Manufacturer** WORKSAVER INC.**Industry:** AGRICULTURAL**Machine Size:** 3PT**Attachment Size:** 7' WORKING WIDTH**Description:** 7-ft. Wide Rotary Broom with 32" dia. poly / wire wafers. Quick Hitch compatible (Cat.I) **HYDRAULIC ANGLE****610805 (#IS0852-023-02)****(not including Freight) \$6,585.00****Manufacturer** WORKSAVER INC.**Industry:** AGRICULTURAL**Machine Size:** 3PT**Attachment Size:** 7' WORKING WIDTH**Description:** 7-ft. Wide Rotary Broom with 32" dia. poly wafers. Quick Hitch compatible (Cat.I) **HYDRAULIC ANGLE****BROOMS MINI SKID STEER****22641MM-0961 (#IS2260-025-34)****(not including Freight) \$3,932.00****Manufacturer** PALADIN**Industry:** CONSTRUCTION**Machine Size:** MINI 4GPM-8GPM**Attachment Size:** 42" WORKING WIDTH**Description:** MINI ANGLE BROOM (SWEEPER) POLY WIRE MIX MANUAL ANGLE**22642MM-0961 (#IS2262-025-34)****(not including Freight) \$3,932.00****Manufacturer** PALADIN**Industry:** CONSTRUCTION**Machine Size:** MINI 6GPM-12GPM**Attachment Size:** 42" WORKING WIDTH**Description:** MINI ANGLE BROOM (SWEEPER) POLY WIRE MIX MANUAL ANGLE**22647MM-0961 (#IS2261-025-34)****(not including Freight) \$3,932.00****Manufacturer** PALADIN**Industry:** CONSTRUCTION**Machine Size:** MINI 4GPM-8GPM**Attachment Size:** 48" WORKING WIDTH**Description:** MINI ANGLE BROOM (SWEEPER) POLY WIRE MIX MANUAL ANGLE**22648MM-0961 (#IS2263-025-34)****(not including Freight) \$3,932.00****Manufacturer** PALADIN**Industry:** CONSTRUCTION**Machine Size:** MINI 6GPM-12GPM**Attachment Size:** 48" WORKING WIDTH**Description:** MINI ANGLE BROOM (SWEEPER) POLY WIRE MIX MANUAL ANGLE**22660MM-0961 (#IS2264-025-34)****(not including Freight) \$3,932.00****Manufacturer** PALADIN**Industry:** CONSTRUCTION**Machine Size:** MINI 6GPM-12GPM**Attachment Size:** 60" WORKING WIDTH**Description:** MINI ANGLE BROOM (SWEEPER) POLY WIRE MIX MANUAL ANGLE**BRUSH CUTTER SKID STEER****30272-0022 (#IS2465-025-34)****(not including Freight) \$14,171.00****Manufacturer** PALADIN**Industry:** CONSTRUCTION**Machine Size:** SSL 35GPM-45GPM (.50" COUPLERS)**Attachment Size:** 72" WORKING WIDTH**Description:** Bradco's Extreme-Duty Ground Shark 72" Brush Cutter is designed to clear heavy brush and hardwoods up to 7" in diameter.**PLUG AND PLAY**CASE DRAIN REQUIRED**30272-9925 (#IS1541-025-34)****(not including Freight) \$14,221.00****Manufacturer** PALADIN**Industry:** CONSTRUCTION**Machine Size:** SSL 30GPM-45GPM (3/4") COUPLERS**Attachment Size:** 72" CUTTING WIDTH**Description:** Bradco's Extreme-Duty Ground Shark 72" Brush Cutter is designed to clear heavy brush and hardwoods up to 7" in diameter.**PLUG AND PLAY**CASE DRAIN REQUIRED

30278-0022 (#IS2464-025-34)**(not including Freight) \$14,500.00****Manufacturer** PALADIN**Industry:** CONSTRUCTION**Machine Size:** SSL 30GPM-45GPM (.50" COUPLERS)**Attachment Size:** 78" WORKING WIDTH**Description:** Bradco's Extreme-Duty Ground Shark 78" Brush Cutter is designed to clear heavy brush and hardwoods up to 10" in diameter. **PLUG AND PLAY** CASE DRAIN REQUIRED**30278-9925 (#IS2463-025-34)****(not including Freight) \$14,550.00****Manufacturer** PALADIN**Industry:** CONSTRUCTION**Machine Size:** SSL 30GPM-45GPM (3/4" COUPLERS)**Attachment Size:** 78" WORKING WIDTH**Description:** Bradco's Extreme-Duty Ground Shark 78" Brush Cutter is designed to clear heavy brush and hardwoods up to 10" in diameter. **PLUG AND PLAY** CASE DRAIN REQUIRED**30360A-0022 (#IS1673-025-34)****(not including Freight) \$6,621.00****Manufacturer** PALADIN**Industry:** CONSTRUCTION**Machine Size:** 15 GPM - 25 GPM**Attachment Size:** 60" CUTTING WIDTH**Description:** 60" STANDARD FLOW BRUSH CUTTER NO CASE DRAIN REQUIRED **PLUG AND PLAY****30372A-0022 (#IS1916-025-34)****(not including Freight) \$6,835.00****Manufacturer** PALADIN**Industry:** CONSTRUCTION**Machine Size:** 15 GPM - 25 GPM**Attachment Size:** 72" CUTTING WIDTH**Description:** 72" STANDARD FLOW BRUSH CUTTER NO CASE DRAIN REQUIRED **PLUG AND PLAY****30378A-0022 (#IS1931-025-34)****(not including Freight) \$7,315.00****Manufacturer** PALADIN**Industry:** CONSTRUCTION**Machine Size:** 15 GPM - 25 GPM**Attachment Size:** 78" CUTTING WIDTH**Description:** 78" STANDARD FLOW BRUSH CUTTER NO CASE DRAIN REQUIRED **PLUG & PLAY****30378C-3897 (#IS1930-025-34)****(not including Freight) \$8,392.00****Manufacturer** PALADIN**Industry:** CONSTRUCTION**Machine Size:** 28 GPM - 45 GPM**Attachment Size:** 78" CUTTING WIDTH**Description:** 78" HIGH FLOW BRUSH CUTTER NO CASE DRAIN REQUIRED **PLUG & PLAY****BROWN 815 (#IS0145-025-19)****(not including Freight) \$6,995.00****Manufacturer** BROWN**Industry:** CONSTRUCTION**Machine Size:** SSL 20GPM-27GPM**Attachment Size:** 5' CUTTING WIDTH**Description:** 5' BRUSH CUTTER **PLUG & PLAY** CASE DRAIN REQUIRED**BROWN 816 (#IS0146-025-19)****(not including Freight) \$7,895.00****Manufacturer** BROWN**Industry:** CONSTRUCTION**Machine Size:** SSL 20GPM-27GPM**Attachment Size:** 6' CUTTING WIDTH**Description:** 6' BRUSH CUTTER **PLUG & PLAY** CASE DRAIN REQUIRED**BROWN 825 (#IS2180-025-19)****(not including Freight) \$8,079.00****Manufacturer** BROWN**Industry:** CONSTRUCTION**Machine Size:** SSL 30GPM-40GPM**Attachment Size:** 5' CUTTING WIDTH**Description:** 5' BRUSH CUTTER **PLUG & PLAY** CASE DRAIN REQUIRED**BROWN 826 (#IS0147-025-19)****(not including Freight) \$8,750.00****Manufacturer** BROWN**Industry:** CONSTRUCTION**Machine Size:** SSL 35GPM-47GPM**Attachment Size:** 6' CUTTING WIDTH**Description:** 6' BRUSH CUTTER **PLUG & PLAY** CASE DRAIN REQUIRED**BRUSH CUTTER TRACTOR****BROWN 672HD (#IS0131-025-19)****(not including Freight) \$7,395.00****Manufacturer** BROWN**Industry:** AGRICULTURAL**Machine Size:** 65HP MINIMUM**Attachment Size:** 6' CUTTING WIDTH**Description:** 6' BRUSH CUTTER 540 RPM

BROWN 672HD-1 (#IS0132-025-19)**(not including Freight) \$7,395.00**

Manufacturer: BROWN
Machine Size: 65HP MINIMUM
Description: 6' BRUSH CUTTER 1000RPM

Industry: AGRICULTURAL
Attachment Size: 6' CUTTING WIDTH

BROWN 684 (#IS0142-025-19)**(not including Freight) \$8,455.00**

Manufacturer: BROWN
Machine Size: 75HP MINIMUM
Description: 7' BRUSH CUTTER 540 RPM

Industry: AGRICULTURAL
Attachment Size: 7' CUTTING WIDTH

BROWN 684-1 (#IS0143-025-19)**(not including Freight) \$8,455.00**

Manufacturer: BROWN
Machine Size: 75HP MINIMUM
Description: 7' BRUSH CUTTER 1000RPM

Industry: AGRICULTURAL
Attachment Size: 7' CUTTING WIDTH

MPT30-10/210-044 (#IS1937-025-55)**(not including Freight) \$5,680.00**

Manufacturer: BROWN PRODUCTS
Machine Size: 45HP-65HP/10GPM-15GPM
Description: MULTI-POSITION LIMB TRIMMER AND BRUSH CUTTER**NO HOSES SUPPLIED**

Industry: AGRICULTURAL
Attachment Size: 30" CUTTING WIDTH

MPT30-15/210-044 (#IS2522-025-55)**(not including Freight) \$5,845.00**

Manufacturer: BROWN PRODUCTS
Machine Size: 45HP-65HP/15GPM-25GPM
Description: MULTI-POSITION LIMB TRIMMER AND BRUSH CUTTER**NO HOSES SUPPLIED**

Industry: AGRICULTURAL
Attachment Size: 30" CUTTING WIDTH

MPT40-15/210-015 (#IS2472-025-55)**(not including Freight) \$6,610.00**

Manufacturer: BROWN PRODUCTS
Machine Size: 65HP-85HP/15GPM-25GPM
Description: MULTI-POSITION LIMB TRIMMER AND BRUSH CUTTER
 NO HOSES SUPPLIED

Industry: AGRICULTURAL
Attachment Size: 40' CUTTING WIDTH

BRUSH MOWER EXCAVATOR**125140A (#IS2066-025-34)****(not including Freight) \$8,500.00**

Manufacturer: PALADIN
Machine Size: 6000LB MINIMUM 13GPM-19GPM
Description: Paladin MX Brush Cutter. 4" CUTTING CAPACITY. 30MM PINS. WEIGHT 660LBS **MUST SPECIFY MOUNT**NO CASE DRAIN NEEDED!!!

Industry: CONSTRUCTION
Attachment Size: 40' CUTTING WIDTH

125140B (#IS2067-025-34)**(not including Freight) \$8,500.00**

Manufacturer: PALADIN
Machine Size: 6000LB MINIMUM 19GPM-26GPM
Description: Paladin MX Brush Cutter. 4" CUTTING CAPACITY. WEIGHT 660LBS **MUST SPECIFY MOUNT AND PIN SIZE**NO CASE DRAIN NEEDED!!!

Industry: CONSTRUCTION
Attachment Size: 40' CUTTING WIDTH

125150A (#IS2068-025-34)**(not including Freight) \$11,000.00**



Manufacturer: PALADIN
Machine Size: 10000LBS MINIMUM 17GPM-22GPM
Description: Paladin MX Brush Cutter. 5" CUTTING CAPACITY. WEIGHT 1050LBS **MUST SPECIFY MOUNT AND PIN SIZE**NO CASE DRAIN NEEDED!!!

Industry: CONSTRUCTION
Attachment Size: 50' CUTTING WIDTH

125150B (#IS2069-025-34)**(not including Freight) \$11,000.00**

Manufacturer: PALADIN
Machine Size: 10000LBS MINIMUM 22GPM-34GPM
Description: Paladin MX Brush Cutter. 5" CUTTING CAPACITY. WEIGHT 1050LBS **MUST SPECIFY MOUNT AND PIN SIZE** NO CASE DRAIN NEEDED!!!

Industry: CONSTRUCTION
Attachment Size: 50" CUTTING WIDTH

125160A (#IS2070-025-34)**(not including Freight) \$12,750.00****Manufacturer:** PALADIN**Industry:** CONSTRUCTION**Machine Size:** 16000LB MINIMUM 20GPM-28GPM**Attachment Size:** 60' CUTTING WIDTH**Description:** Paladin MX Brush Cutter. 6" CUTTING CAPACITY. WEIGHT 1240LBS **MUST SPECIFY MOUNT AND PIN SIZE**NO CASE DRAIN NEEDED!!!**125160B (#IS2071-025-34)****(not including Freight) \$12,750.00****Manufacturer:** PALADIN**Industry:** CONSTRUCTION**Machine Size:** 16000LB MINIMUM 28GPM-35GPM**Attachment Size:** 60' CUTTING WIDTH**Description:** Paladin MX Brush Cutter. 6" CUTTING CAPACITY. WEIGHT 1250LBS **MUST SPECIFY MOUNT AND PIN SIZE**NO CASE DRAIN NEEDED!!!**CXC 530 (#IS1599-023-17)****(not including Freight) \$9,935.00****Manufacturer:** BAUMALIGHT**Industry:** CONSTRUCTION**Machine Size:** 6,000LBS-10,000LBS**Attachment Size:** 30" CUTTING WIDTH**Description:** 30" ROTARY BRUSH CUTTER (WITH A MOUNT AND PINS) NO HOSES PROVIDED **CASE DRAIN REQUIRED** MUST SPECIFY MOUNT**CXC 542 (#IS1601-023-17)****(not including Freight) \$12,798.00****Manufacturer:** BAUMALIGHT**Industry:** CONSTRUCTION**Machine Size:** 10,000LBS-28,000LBS**Attachment Size:** 42" CUTTING WIDTH**Description:** 42" ROTARY BRUSH CUTTER (WITH A MOUNT AND PINS) NO HOSES PROVIDED **CASE DRAIN REQUIRED**MUST SPECIFY MOUNT**CXC 550 (#IS1600-023-17)****(not including Freight) \$15,121.00****Manufacturer:** BAUMALIGHT**Industry:** CONSTRUCTION**Machine Size:** 16,000LBS-35,000LBS**Attachment Size:** 50" CUTTING WIDTH**Description:** 50" ROTARY BRUSH CUTTER (WITH A MOUNT AND PINS) NO HOSES PROVIDED **CASE DRAIN REQUIRED**MUST SPECIFY MOUNT**BUCKET AG TRACTOR****MLBR60M (#IS2404-023-50)****(not including Freight) \$1,022.00****Manufacturer:** MARTATCH**Industry:** AGRICULTURAL**Machine Size:** TRACTOR**Attachment Size:** 60" WORKING WIDTH**Description:** 60" SMOOTH TRACTOR BUCKET**MUST SPECIFY MOUNT****MLBR66M (#IS2405-023-50)****(not including Freight) \$1,105.00****Manufacturer:** MARTATCH**Industry:** AGRICULTURAL**Machine Size:** TRACTOR**Attachment Size:** 66" WORKING WIDTH**Description:** 66" SMOOTH TRACTOR BUCKET**MUST SPECIFY MOUNT****MLBR72M (#IS2406-023-50)****(not including Freight) \$1,176.00****Manufacturer:** MARTATCH**Industry:** AGRICULTURAL**Machine Size:** TRACTOR**Attachment Size:** 72" WORKING WIDTH**Description:** 72" SMOOTH TRACTOR BUCKET**MUST SPECIFY MOUNT****MLBR78M (#IS2407-023-50)****(not including Freight) \$1,254.00****Manufacturer:** MARTATCH**Industry:** AGRICULTURAL**Machine Size:** TRACTOR**Attachment Size:** 78" WORKING WIDTH**Description:** 78" SMOOTH TRACTOR BUCKET**MUST SPECIFY MOUNT****MLBR84M (#IS2408-023-50)****(not including Freight) \$1,330.00****Manufacturer:** MARTATCH**Industry:** AGRICULTURAL**Machine Size:** TRACTOR**Attachment Size:** 84" WORKING WIDTH**Description:** 84" SMOOTH TRACTOR BUCKET**MUST SPECIFY MOUNT****MLBR96M (#IS2409-023-50)****(not including Freight) \$1,483.00****Manufacturer:** MARTATCH**Industry:** AGRICULTURAL**Machine Size:** TRACTOR**Attachment Size:** 96" WORKING WIDTH**Description:** 96" SMOOTH TRACTOR BUCKET**MUST SPECIFY MOUNT**

BUCKET CONCRETE SKID STEER**10024-0022 (#IS2002-025-34)**

Manufacturer: PALADIN
Machine Size: SSL
Description: CONCRETE CLAW SSL

(not including Freight) \$2,462.00

Industry: CONSTRUCTION
Attachment Size: 24" WORKING WIDTH

11050-0022 (#IS2000-025-34)

Manufacturer: PALADIN
Machine Size: SSL
Description: CONCRETE BUCKET

(not including Freight) \$2,613.00


Industry: CONSTRUCTION
Attachment Size: .5 yard Concrete Chuter

11075-0022 (#IS2001-025-34)

Manufacturer: PALADIN
Machine Size: SSL
Description: CONCRETE BUCKET

(not including Freight) \$2,887.00


Industry: CONSTRUCTION
Attachment Size: .75 yard Concrete Chuter

MCB48 (#IS2049-023-50)

Manufacturer: MARTATCH
Machine Size: SSL
Description: 22"H X 36"D x 48"L - CONCRETE BUCKET-CAPACITY: 9-10 CUBIC FEET

(not including Freight) \$1,234.00


Industry: CONSTRUCTION
Attachment Size:

MCB60 (#IS2050-023-50)

Manufacturer: MARTATCH
Machine Size: SSL
Description: 22"H X 36"D x 60"L - CONCRETE BUCKET- CAPACITY: 11-12 CUBIC FEET

(not including Freight) \$1,327.00

Industry: CONSTRUCTION
Attachment Size:

MCB72 (#IS2051-023-50)

Manufacturer: MARTATCH
Machine Size: SSL
Description: 22"H X 36"D x 72"L - CONCRETE BUCKET- CAPACITY: 12.5 - 12.5 CUBIC FEET

(not including Freight) \$1,420.00

Industry: CONSTRUCTION
Attachment Size:

BUCKET FOUR N ONE COMPACT TRACTOR**M4-IN-1UB48 (#IS2041-023-50)**

Manufacturer: MARTATCH
Machine Size: 20HP-40HP TRACTOR
Description: FOUR N ONE BUCKETS FOR COMPACT TRACTOR **PLUG AND PLAY** WEIGHT 400LBS
 MUST SPECIFY MOUNT

(not including Freight) \$2,258.00

Industry: AGRICULTURAL
Attachment Size: 48" WORKING WIDTH

M4-IN-1UB54 (#IS2042-023-50)

Manufacturer: MARTATCH
Machine Size: 20HP-40HP TRACTOR
Description: FOUR N ONE BUCKET FOR COMPACT TRACTOR **PLUG AND PLAY** WEIGHT 435LBS**MUST SPECIFY MOUNT**

(not including Freight) \$2,501.00

Industry: AGRICULTURAL
Attachment Size: 54" WORKING WIDTH

M4-IN-1UB60 (#IS2043-023-50)

Manufacturer: MARTATCH
Machine Size: 20HP-40HP TRACTOR
Description: FOUR N ONE BUCKET FOR COMPACT TRACTOR **PLUG AND PLAY** WEIGHT 470LBS** MUST SPECIFY MOUNT**

(not including Freight) \$2,781.00

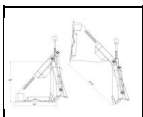
Industry: AGRICULTURAL
Attachment Size: 60" WORKING WIDTH

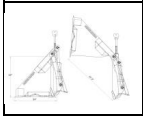
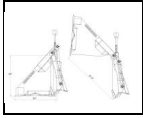
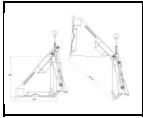
BUCKET FOUR N ONE MINI SKID STEER**18076 (#IS2189-025-34)**

Manufacturer: PALADIN
Machine Size: MINI
Description: 38" FOUR IN ONE BUCKET with flat face coupler

(not including Freight) \$2,356.00

Industry: CONSTRUCTION
Attachment Size: 38" WORKING WIDTH

2008270 (#IS2182-025-34)**(not including Freight) \$2,370.00****Manufacturer:** PALADIN**Industry:** CONSTRUCTION**Machine Size:** MINI**Attachment Size:** 42.5 WORKING WIDTH**Description:** 42.5" FOUR IN ONE BUCKET with flat face coupler**MM4-IN-1UB48 (#IS2062-023-50)****(not including Freight) \$2,558.00****Manufacturer:** MARTATCH**Industry:** CONSTRUCTION**Machine Size:** MINI**Attachment Size:** 48" WORKING WIDTH**Description:** 48" FOUR N ONE BUCKET FOR MINI **PLUG AND PLAY****BUCKET FOUR N ONE SKID STEER****108022 (#IS2174-025-34)****(not including Freight) \$4,312.00****Manufacturer:** PALADIN**Industry:** CONSTRUCTION**Machine Size:** SSL**Attachment Size:** 6' WORKING WIDTH**Description:** 4-IN-1 MULTI-PURPOSE BUCKET FOR SKID-STEER LOADERS ***NO HOSES*****108023 (#IS2175-025-34)****(not including Freight) \$4,398.00****Manufacturer:** PALADIN**Industry:** CONSTRUCTION**Machine Size:** SSL WITH TEETH**Attachment Size:** 6' WORKING WIDTH**Description:** 4-IN-1 MULTI-PURPOSE BUCKET FOR SKID-STEER LOADERS **WITH TEETH**NO HOSES****108024 (#IS2176-025-34)****(not including Freight) \$4,442.00****Manufacturer:** PALADIN**Industry:** CONSTRUCTION**Machine Size:** SSL**Attachment Size:** 78" WORKING WIDTH**Description:** 4-IN-1 MULTI-PURPOSE BUCKET FOR SKID-STEER LOADERS***NO HOSES*****108025 (#IS2177-025-34)****(not including Freight) \$4,732.00****Manufacturer:** PALADIN**Industry:** CONSTRUCTION**Machine Size:** SSL**Attachment Size:** 78" WORKING WIDTH**Description:** 4-IN-1 MULTI-PURPOSE BUCKET FOR SKID-STEER LOADERS**WITH TEETH**NO HOSES****108026 (#IS2178-025-34)****(not including Freight) \$4,601.00****Manufacturer:** PALADIN**Industry:** CONSTRUCTION**Machine Size:** SSL**Attachment Size:** 84" WORKING WIDTH**Description:** 4-IN-1 MULTI-PURPOSE BUCKET FOR SKID-STEER LOADERS**NO HOSES****108027 (#IS2179-025-34)****(not including Freight) \$4,876.00****Manufacturer:** PALADIN**Industry:** CONSTRUCTION**Machine Size:** SSL WITH TEETH**Attachment Size:** 84" WORKING WIDTH**Description:** 4-IN-1 MULTI-PURPOSE BUCKET FOR SKID-STEER LOADERS**WITH TEETH**NO HOSES**KD113721 (#IS1724-025-34)****(not including Freight) \$4,312.00****Manufacturer:** PALADIN**Industry:** CONSTRUCTION**Machine Size:** SSL**Attachment Size:** 72" WORKING WIDTH**Description:** 72" 4 IN 1 BUCKET W/HOSES AND COUPLERS **PLUG AND PLAY****KD114858 (#IS1932-025-34)****(not including Freight) \$4,523.00****Manufacturer:** PALADIN**Industry:** CONSTRUCTION**Machine Size:** SSL**Attachment Size:** 80" 4 N 1 BUCKET**Description:** 80" 4 IN 1 BUCKET W/HOSES AND COUPLERS **PLUG AND PLAY****M4-IN-1BL66 (#IS2374-023-50)****(not including Freight) \$3,467.00****Manufacturer:** MARTATCH**Industry:** CONSTRUCTION**Machine Size:** SSL HIGH CAPACITY**Attachment Size:** 66" WORKING WIDTH HIGH CAPACITY**Description:** FOUR N ONE BUCKET FOR SSL **PLUG AND PLAY** WEIGHT 1115LBS 22.3 CU FT HEAPED

M4-IN-1BL72 (#IS2375-023-50)**(not including Freight) \$3,613.00****Manufacturer** MARTATCH**Industry:** CONSTRUCTION**Machine Size:** SSL HIGH CAPACITY**Attachment Size:** 72" WORKING WIDTH HIGH CAPACITY**Description:** FOUR N ONE BUCKET FOR SSL **PLUG AND PLAY** WEIGHT 1200LBS 33.6 CU FT HEAPED**M4-IN-1BL78 (#IS2376-023-50)****(not including Freight) \$3,765.00****Manufacturer** MARTATCH**Industry:** CONSTRUCTION**Machine Size:** SSL HIGH CAPACITY**Attachment Size:** 78" WORKING WIDTH HIGH CAPACITY**Description:** FOUR N ONE BUCKET FOR SSL **PLUG AND PLAY** WEIGHT 1285LBS 35.5 CU FT HEAPED**M4-IN-1BL84 (#IS2377-023-50)****(not including Freight) \$4,057.00****Manufacturer** MARTATCH**Industry:** CONSTRUCTION**Machine Size:** SSL HIGH CAPACITY**Attachment Size:** 84" WORKING WIDTH HIGH CAPACITY**Description:** FOUR N ONE BUCKET FOR SSL **PLUG AND PLAY** WEIGHT 1375LBS 37.10CU FT HEAPED**M4-IN-1BM66 (#IS2044-023-50)****(not including Freight) \$3,379.00****Manufacturer** MARTATCH**Industry:** CONSTRUCTION**Machine Size:** SSL**Attachment Size:** 66" WORKING WIDTH**Description:** FOUR N ONE BUCKET FOR SSL **PLUG AND PLAY** WEIGHT 755LBS**M4-IN-1BM72 (#IS2045-023-50)****(not including Freight) \$3,532.00****Manufacturer** MARTATCH**Industry:** AGRICULTURAL**Machine Size:** SSL**Attachment Size:** 72" WORKING WIDTH**Description:** FOUR N ONE BUCKET FOR SSL **PLUG AND PLAY** WEIGHT 775LBS**M4-IN-1BM78 (#IS2046-023-50)****(not including Freight) \$3,707.00****Manufacturer** MARTATCH**Industry:** CONSTRUCTION**Machine Size:** SSL**Attachment Size:** 78" WORKING WIDTH**Description:** FOUR N ONE BUCKET FOR SSL **PLUG AND PLAY** WEIGHT 795LBS**M4-IN-1BM78WT (#IS2491-023-50)****(not including Freight) \$4,147.00****Manufacturer** MARTATCH**Industry:** CONSTRUCTION**Machine Size:** SSL**Attachment Size:** 78" WORKING WIDTH WITH 8 TEETH**Description:** FOUR N ONE BUCKET FOR SSL **PLUG AND PLAY** WEIGHT 795LBS WITH 8 TEETH**M4-IN-1BM84 (#IS2047-023-50)****(not including Freight) \$3,882.00****Manufacturer** MARTATCH**Industry:** CONSTRUCTION**Machine Size:** SSL**Attachment Size:** 84" WORKING WIDTH**Description:** FOUR N ONE BUCKET FOR SSL **PLUG AND PLAY** WEIGHT 755LBS**M4-IN-1BM84WT (#IS2493-023-50)****(not including Freight) \$4,432.00****Manufacturer** MARTATCH**Industry:** CONSTRUCTION**Machine Size:** SSL**Attachment Size:** 84" WORKING WIDTH WITH TEETH**Description:** FOUR N ONE BUCKET FOR SSL **PLUG AND PLAY** WEIGHT 755LBS WITH TEETH**BUCKET FOUR N ONE TRACTOR****M4-IN-1BM66T (#IS2251-023-50)****(not including Freight) \$3,379.00****Manufacturer** MARTATCH**Industry:** AGRICULTURAL**Machine Size:** 35HP-45HP**Attachment Size:** 66" WORKING WIDTH**Description:** FOUR N ONE BUCKET **PLUG AND PLAY** WEIGHT 755LBS**MUST SPECIFY MOUNT**

M4-IN-1BM72T (#IS2252-023-50)**(not including Freight) \$3,532.00**

Manufacturer: MARTATCH
Machine Size: 45HP-65HP
Description: FOUR N ONE BUCKET **PLUG AND PLAY** WEIGHT 775LBS**MUST SPECIFY MOUNT**

Industry: AGRICULTURAL
Attachment Size: 72" WORKING WIDTH

M4-IN-1BM78T (#IS2253-023-50)**(not including Freight) \$3,707.00**

Manufacturer: MARTATCH
Machine Size: 65HP-80HP
Description: FOUR N ONE BUCKET **PLUG AND PLAY** WEIGHT 795LBS**MUST SPECIFY MOUNT**

Industry: AGRICULTURAL
Attachment Size: 78" WORKING WIDTH

M4-IN-1BM84T (#IS2254-023-50)**(not including Freight) \$3,882.00**

Manufacturer: MARTATCH
Machine Size: 80HP-90HP
Description: FOUR N ONE BUCKETS **PLUG AND PLAY** WEIGHT 755LBS**MUST SPECIFY MOUNT**

Industry: AGRICULTURAL
Attachment Size: 84" WORKING WIDTH

BUCKET HIGH CAPACITY SKID STEER**102191 (#IS2267-025-34)****(not including Freight) \$2,334.00**

Manufacturer: PALADIN
Machine Size: SSL
Description: HIGH-CAPACITY LIGHT MATERIAL BUCKETS FOR SKID-STEER LOADERS (1.625 yd³)

Industry: CONSTRUCTION
Attachment Size: 84" WORKING WIDTH

102333 (#IS2268-025-34)**(not including Freight) \$2,581.00**

Manufacturer: PALADIN
Machine Size: SSL
Description: HIGH-CAPACITY LIGHT MATERIAL BUCKETS FOR SKID-STEER LOADERS (2 yd³)

Industry: CONSTRUCTION
Attachment Size: 96" WORKING WIDTH

BUCKET HIGH DUMP SKID STEER**122619/117285 (#IS1723-025-34)****(not including Freight) \$4,805.00**

Manufacturer: PALADIN
Machine Size: SSL
Description: 72" HIGH DUMP BUCKET W/HOSES AND COUPLERS *PLUG & PLAY**

Industry: CONSTRUCTION
Attachment Size: 72" CUTTING WIDTH

122651/117285 (#IS1927-025-34)**(not including Freight) \$4,643.00**

Manufacturer: PALADIN
Machine Size: SSL
Description: 60" HIGH DUMP BUCKET W/ HOSES AND COUPLERS*PLUG & PLAY**

Industry: CONSTRUCTION
Attachment Size: 60" CUTTING WIDTH

122657/117285 (#IS1928-025-34)**(not including Freight) \$4,974.00**

Manufacturer: PALADIN
Machine Size: SSL
Description: 84" HIGH DUMP BUCKET W/ HOSES AND COUPLERS **PLUG & PLAY**

Industry: CONSTRUCTION
Attachment Size: 84" CUTTING WIDTH

122660/117285 (#IS1929-025-34)**(not including Freight) \$5,164.00**







Manufacturer: PALADIN
Machine Size: 96" CUTTING WIDTH
Description: 96" HIGH DUMP BUCKET W/HOSES AND COUPLERS **PLUG & PLAY**


Industry: CONSTRUCTION
Attachment Size: 96" HIGH DUMP BUCKET

MHDBS66 (#IS2040-023-50)**(not including Freight) \$3,413.00**

Manufacturer: MARTATCH
Machine Size: SSL
Description: HIGH DUMP BUCKET 66" WIDE **PLUG & PLAY**

Industry: CONSTRUCTION
Attachment Size: 66" WORKING WIDTH

MHDBS72 (#IS1546-023-50)**(not including Freight) \$3,624.00****Manufacturer:** MARTATCH**Industry:** CONSTRUCTION**Machine Size:** SSL**Attachment Size:** 72" WORKING WIDTH**Description:** HIGH DUMP BUCKET 72" WIDE **PLUG & PLAY****MHDBS78 (#IS2037-023-50)****(not including Freight) \$3,839.42****Manufacturer:** MARTATCH**Industry:** CONSTRUCTION**Machine Size:** SSL**Attachment Size:** 78" WORKING WIDTH**Description:** HIGH DUMP BUCKET 78" WIDE **PLUG & PLAY****MHDBS84 (#IS2038-023-50)****(not including Freight) \$4,075.00****Manufacturer:** MARTATCH**Industry:** CONSTRUCTION**Machine Size:** SSL**Attachment Size:** 84" WORKING WIDTH**Description:** HIGH DUMP BUCKET 84" WIDE **PLUG & PLAY****MHDBS96 (#IS2039-023-50)****(not including Freight) \$4,517.00****Manufacturer:** MARTATCH**Industry:** CONSTRUCTION**Machine Size:** SSL**Attachment Size:** 96" WORKING WIDTH**Description:** HIGH DUMP BUCKET 96" WIDE **PLUG & PLAY****BUCKET HIGH DUMP WHEEL LOADER****100HD-200 (#IS2293-032-54)****(not including Freight) \$12,916.00****Manufacturer:** NM ATTACHMENTS**Industry:** CONSTRUCTION**Machine Size:** WHEEL LOADER CLASS 100**Attachment Size:** 2 YARD**Description:** HIGH DUMP BUCKET **WITH BOLT ON CUTTING EDGE** **MUST SPECIFY MOUNT****100HD-250 (#IS2295-032-54)****(not including Freight) \$13,310.00****Manufacturer:** NM ATTACHMENTS**Industry:** CONSTRUCTION**Machine Size:** WHEEL LOADER CLASS 100**Attachment Size:** 2.5 YARD**Description:** HIGH DUMP BUCKET**WITH BOLT ON CUTTING EDGE** **MUST SPECIFY MOUNT****100HD-300 (#IS2294-032-54)****(not including Freight) \$13,735.00****Manufacturer:** NM ATTACHMENTS**Industry:** CONSTRUCTION**Machine Size:** WHEEL LOADER CLASS 100**Attachment Size:** 3 YARD**Description:** HIGH DUMP BUCKET **WITH BOLT ON CUTTING EDGE** **MUST SPECIFY MOUNT****125HD-300 (#IS2296-032-54)****(not including Freight) \$19,253.00****Manufacturer:** NM ATTACHMENTS**Industry:** CONSTRUCTION**Machine Size:** WHEEL LOADER CLASS 125**Attachment Size:** 3 YARD**Description:** HIGH DUMP BUCKET **WITH BOLT ON CUTTING EDGE** **MUST SPECIFY MOUNT****125HD-350 (#IS2297-032-54)****(not including Freight) \$19,677.00****Manufacturer:** NM ATTACHMENTS**Industry:** CONSTRUCTION**Machine Size:** WHEEL LOADER CLASS 125**Attachment Size:** 3.5 YARD**Description:** HIGH DUMP BUCKET**WITH BOLT ON CUTTING EDGE** **MUST SPECIFY MOUNT****125HD-400 (#IS2298-032-54)****(not including Freight) \$20,102.00****Manufacturer:** NM ATTACHMENTS**Industry:** CONSTRUCTION**Machine Size:** WHEEL LOADER CLASS 125**Attachment Size:** 4 YARD**Description:** HIGH DUMP BUCKET **WITH BOLT ON CUTTING EDGE** **MUST SPECIFY MOUNT****150HD-400 (#IS2299-032-54)****(not including Freight) \$20,678.00****Manufacturer:** NM ATTACHMENTS**Industry:** CONSTRUCTION**Machine Size:** WHEEL LOADER CLASS 150**Attachment Size:** 4 YARD**Description:** HIGH DUMP BUCKET **WITH BOLT ON CUTTING EDGE** **MUST SPECIFY MOUNT**

150HD-500 (#IS2300-032-54)**(not including Freight) \$21,163.00**


Manufacturer: NM ATTACHMENTS
Machine Size: WHEEL LOADER CLASS 150
Description: HIGH DUMP BUCKET**WITH BOLT ON CUTTING EDGE** ***MUST SPECIFY MOUNT**

Industry: CONSTRUCTION
Attachment Size: 5 YARD

50HD-100 (#IS2269-032-54)**(not including Freight) \$11,976.00**

Manufacturer: NM ATTACHMENTS
Machine Size: WHEEL LOADER CLASS 50
Description: HIGH DUMP BUCKET**WITH BOLT ON CUTTING EDGE** ***MUST SPECIFY MOUNT**

Industry: CONSTRUCTION
Attachment Size: 1 YARD

50HD-150 (#IS2290-032-54)**(not including Freight) \$12,552.00**

Manufacturer: NM ATTACHMENTS
Machine Size: WHEEL LOADER CLASS 50
Description: HIGH DUMP BUCKET**WITH BOLT ON CUTTING EDGE** ***MUST SPECIFY MOUNT**

Industry: CONSTRUCTION
Attachment Size: 1.5 YARD

50HD-200 (#IS2291-032-54)**(not including Freight) \$12,916.00**

Manufacturer: NM ATTACHMENTS
Machine Size: WHEEL LOADER CLASS 50
Description: HIGH DUMP BUCKET**WITH BOLT ON CUTTING EDGE** ***MUST SPECIFY MOUNT**

Industry: CONSTRUCTION
Attachment Size: 2 YARD

50HD-250 (#IS2292-032-54)**(not including Freight) \$13,310.00**

Manufacturer: NM ATTACHMENTS
Machine Size: WHEEL LOADER CLASS 50
Description: HIGH DUMP BUCKET**WITH BOLT ON CUTTING EDGE** ***MUST SPECIFY MOUNT**

Industry: CONSTRUCTION
Attachment Size: 2.5 YARD

BUCKET HYDRAULIC TILT EXCAVATOR**13HTD-54 (#IS2103-032-54)****(not including Freight) \$8,729.00**

Manufacturer: NM ATTACHMENTS
Machine Size: 24000LBS-33000LBS
Description: 54" Hydraulic Tilt Ditching Bucket***MUST SPECIFY MOUNT***

Industry: CONSTRUCTION
Attachment Size: 54" Hydraulic Tilt Ditching Bucket .75CU.YDS

13HTD-60 (#IS2104-032-54)**(not including Freight) \$9,108.00**

Manufacturer: NM ATTACHMENTS
Machine Size: 24000LBS-33000LBS
Description: 60" Hydraulic Tilt Ditching Bucket***MUST SPECIFY MOUNT***

Industry: CONSTRUCTION
Attachment Size: 60" HYDRAULIC TILT DITCH BUCKET .875 CU.YDS

3HTD-36 (#IS2123-032-54)**(not including Freight) \$3,715.00**

Manufacturer: NM ATTACHMENTS
Machine Size: 6000LBS-10000LBS
Description: 36" Hydraulic Tilt Ditching Bucket***MUST SPECIFY MOUNT***

Industry: CONSTRUCTION
Attachment Size: 36" HYDRAULIC TILT SMOOTH BUCKET 4.5 CU.FT

3HTD-42 (#IS2124-032-54)**(not including Freight) \$3,754.00**


Manufacturer: NM ATTACHMENTS
Machine Size: 6000LBS-10000LBS
Description: 42" Hydraulic Tilt Ditching Bucket***MUST SPECIFY MOUNT***

Industry: CONSTRUCTION
Attachment Size: 42" HYDRAULIC TILT SMOOTH BUCKET 5 CU.FT

5HTD-36 (#IS2119-032-54)**(not including Freight) \$4,252.00**

Manufacturer: NM ATTACHMENTS
Machine Size: 10000LBS-12000LBS
Description: 36" Hydraulic Tilt Ditching Bucket***MUST SPECIFY MOUNT***

Industry: CONSTRUCTION
Attachment Size: 36" HYDRAULIC TILT SMOOTH BUCKET 6.30 CU.FT

5HTD-42 (#IS2120-032-54)**(not including Freight) \$4,473.00**

Manufacturer NM ATTACHMENTS
Machine Size: 10000LBS-12000LBS

Industry: CONSTRUCTION
Attachment Size: 42" Hydraulic Tilt Ditching
 Bucket 7.50 CU.FT

Description: 42" Hydraulic Tilt Ditching Bucket***MUST SPECIFY MOUNT***

5HTD-48 (#IS2121-032-54)**(not including Freight) \$4,662.00**

Manufacturer NM ATTACHMENTS
Machine Size: 10000LBS-12000LBS

Industry: CONSTRUCTION
Attachment Size: 48" HYDRAULIC TILT
 SMOOTH BUCKET 8.62
 CU.FT


Description: 48" Hydraulic Tilt Ditching Bucket***MUST SPECIFY MOUNT***

6HTD-42 (#IS1865-032-54)**(not including Freight) \$4,473.00**

Manufacturer NM ATTACHMENTS
Machine Size: 12,000LBS-14,000LBS

Industry: CONSTRUCTION
Attachment Size: 42" Hydraulic Tilt Ditching
 Bucket 10.25 CU.FT

Description: 42" Hydraulic Tilt Ditching Bucket***MUST SPECIFY MOUNT***

6HTD-48 (#IS1866-032-54)**(not including Freight) \$4,662.00**

Manufacturer NM ATTACHMENTS
Machine Size: 12,000LBS-14,000LBS

Industry: CONSTRUCTION
Attachment Size: 48" Hydraulic Tilt Ditching
 Bucket 11.87 CU.FT

Description: 48" Hydraulic Tilt Ditching Bucket***MUST SPECIFY MOUNT***

8HTD-42 (#IS2091-032-54)**(not including Freight) \$6,130.00**

Manufacturer NM ATTACHMENTS
Machine Size: 14000LBS-24000LBS

Industry: CONSTRUCTION
Attachment Size: 42" Hydraulic Tilt Ditching
 Bucket .375CU.YDS

Description: 42" Hydraulic Tilt Ditching Bucket ***MUST SPECIFY MOUNT***

8HTD-48 (#IS2092-032-54)**(not including Freight) \$6,365.00**

Manufacturer NM ATTACHMENTS
Machine Size: 14000LBS-24000LBS

Industry: CONSTRUCTION
Attachment Size: 48" Hydraulic Tilt Ditching
 Bucket .45 CU.YDS

Description: 48" Hydraulic Tilt Ditching Bucket***MUST SPECIFY MOUNT***

8HTD-54 (#IS2093-032-54)**(not including Freight) \$6,816.00**

Manufacturer NM ATTACHMENTS
Machine Size: 14000LBA-24000LBS

Industry: CONSTRUCTION
Attachment Size: 54" Hydraulic Tilt Ditching
 Bucket .5CU.YDS

Description: 48" Hydraulic Tilt Ditching Bucket***MUST SPECIFY MOUNT***

BUCKET ROCK EXCAVATOR**15EDR-30 (#IS2137-032-54)****(not including Freight) \$10,568.00**

Manufacturer NM ATTACHMENTS
Machine Size: 33000LBS-45000LBS

Industry: CONSTRUCTION
Attachment Size: 30" EXTREME DUTY ROCK
 BUCKET 4 TEETH

Description: 30" EXTREME DUTY ROCK BUCKET***MUST SPECIFY MOUNT***

15EDR-36 (#IS2138-032-54)**(not including Freight) \$11,262.00**

Manufacturer NM ATTACHMENTS
Machine Size: 33000LBS-45000LBS

Industry: CONSTRUCTION
Attachment Size: 36" EXTREME DUTY ROCK
 BUCKET .875YD 5 TEETH

Description: 30" EXTREME DUTY ROCK BUCKET***MUST SPECIFY MOUNT***

15EDR-42 (#IS2139-032-54)**(not including Freight) \$11,955.00**

Manufacturer NM ATTACHMENTS
Machine Size: 33000LBS-45000LBS

Industry: CONSTRUCTION
Attachment Size: 42" EXTREME DUTY ROCK
 BUCKET 1YD 5 TEETH

Description: 42" EXTREME DUTY ROCK BUCKET***MUST SPECIFY MOUNT***

20EDR-36 (#IS2157-032-54)

Manufacturer: NM ATTACHMENTS
Machine Size: 45000LBS-55000LBS
Description: 36" EXTREME DUTY ROCK BUCKET***MUST SPECIFY MOUNT***

(not including Freight) \$11,461.00
Industry: CONSTRUCTION
Attachment Size: 36"EXTREME DUTY ROCK BUCKET 5 TEETH

20EDR-42 (#IS2158-032-54)

Manufacturer: NM ATTACHMENTS
Machine Size: 45000LBS-55000LBS
Description: 42" EXTREME DUTY ROCK BUCKET***MUST SPECIFY MOUNT***

(not including Freight) \$12,225.00
Industry: CONSTRUCTION
Attachment Size: 42" ROCK BUCKET 5 TEETH

20EDR-48 (#IS2159-032-54)

Manufacturer: NM ATTACHMENTS
Machine Size: 45000LBS-55000LBS
Description: 48" EXTREME DUTY ROCK BUCKET***MUST SPECIFY MOUNT***

(not including Freight) \$13,826.00
Industry: CONSTRUCTION
Attachment Size: 48" EXTREME DUTY ROCK BUCKET 5TEETH

BUCKET ROCK MINI SKID STEER**19500 (#IS2183-025-34)**

Manufacturer: PALADIN
Machine Size: MINI
Description: 42" ROCK BUCKET 1.125" tine (universal mount)

(not including Freight) \$1,133.00
Industry: CONSTRUCTION
Attachment Size: 42" WORKING WIDTH

BUCKET ROCK SKID STEER**16294 (#IS1995-025-34)**

Manufacturer: PALADIN
Machine Size: SSL
Description: 66" ROCK BUCKET

(not including Freight) \$2,094.00
Industry: CONSTRUCTION
Attachment Size: 66" bucket, 2" tine spacing

16297 (#IS1997-025-34)

Manufacturer: PALADIN
Machine Size: SSL
Description: 75" ROCK BUCKET

(not including Freight) \$2,174.00
Industry: CONSTRUCTION
Attachment Size: 75" bucket, 2" tine spacing

16503 (#IS1999-025-34)

Manufacturer: PALADIN
Machine Size: SSL
Description: ROCK BUCKET

(not including Freight) \$2,179.00
Industry: CONSTRUCTION
Attachment Size: 84" bucket, 3" tine spacing

89627 (#IS1996-025-34)

Manufacturer: PALADIN
Machine Size: SSL
Description: 66" ROCK BUCKET

(not including Freight) \$1,898.00
Industry: CONSTRUCTION
Attachment Size: 66" bucket, 3" tine spacing

89646 (#IS1998-025-34)

Manufacturer: PALADIN
Machine Size: SSL
Description: 75" ROCK BUCKET

(not including Freight) \$2,061.00
Industry: CONSTRUCTION
Attachment Size: 75" bucket, 3" tine spacing

BUCKET SIDE DISCHARGE**10714-60-0022 (#IS1749-025-34)**

Manufacturer: PALADIN
Machine Size: SSL
Description: 60" SIDE DISCHARGE BUCKET **PLUG & PLAY**

(not including Freight) \$5,988.00
Industry: CONSTRUCTION
Attachment Size: 60" WORKING WIDTH

BUCKET SMOOTH EXCAVATOR**13DC-42 (#IS2099-032-54)****(not including Freight) \$4,061.00****Manufacturer** NM ATTACHMENTS**Industry:** CONSTRUCTION**Machine Size:** 24000LBS-33000LBS**Attachment Size:** 42" SMOOTH BUCKET .75 CU.YDS**Description:** 42" SMOOTH BUCKET***MUST SPECIFY MOUNT*****13DC-48 (#IS2100-032-54)****(not including Freight) \$4,182.00****Manufacturer** NM ATTACHMENTS**Industry:** CONSTRUCTION**Machine Size:** 24000LBS-33000LBS**Attachment Size:** 48" SMOOTH BUCKET .875 CU.YDS**Description:** 48" SMOOTH BUCKET***MUST SPECIFY MOUNT*****13DC-54 (#IS2101-032-54)****(not including Freight) \$4,355.00****Manufacturer** NM ATTACHMENTS**Industry:** CONSTRUCTION**Machine Size:** 24000LBS-33000LBS**Attachment Size:** 54" SMOOTH BUCKET 1 CU.YDS**Description:** 54" SMOOTH BUCKET***MUST SPECIFY MOUNT*****13DC-60 (#IS2102-032-54)****(not including Freight) \$4,517.49****Manufacturer** NM ATTACHMENTS**Industry:** CONSTRUCTION**Machine Size:** 24000LBS-33000LBS**Attachment Size:** 60" SMOOTH BUCKET 1.125 CU.YDS**Description:** 60" SMOOTH BUCKET***MUST SPECIFY MOUNT*****15DC-42 (#IS2135-032-54)****(not including Freight) \$4,650.00****Manufacturer** NM ATTACHMENTS**Industry:** CONSTRUCTION**Machine Size:** 33000LBS-45000LBS**Attachment Size:** 42" SMOOTH BUCKET .875YDS CU.FT**Description:** 42" SMOOTH BUCKET***MUST SPECIFY MOUNT*****15DC-48 (#IS2136-032-54)****(not including Freight) \$4,945.00****Manufacturer** NM ATTACHMENTS**Industry:** CONSTRUCTION**Machine Size:** 33000LBS-45000LBS**Attachment Size:** 48" SMOOTH BUCKET 1YD**Description:** 48" SMOOTH BUCKET***MUST SPECIFY MOUNT*****5DC-30 (#IS2126-032-54)****(not including Freight) \$1,474.00****Manufacturer** NM ATTACHMENTS**Industry:** CONSTRUCTION**Machine Size:** 10000LBS-12000LBS**Attachment Size:** 30" SMOOTH BUCKET 7.5 CU.FT**Description:** 30" SMOOTH BUCKET***MUST SPECIFY MOUNT*****5DC-36 (#IS2127-032-54)****(not including Freight) \$1,572.00****Manufacturer** NM ATTACHMENTS**Industry:** CONSTRUCTION**Machine Size:** 10000LBS-12000LBS**Attachment Size:** 36" SMOOTH BUCKET 9.25 CU.FT**Description:** 36" SMOOTH BUCKET***MUST SPECIFY MOUNT*****5DC-42 (#IS2128-032-54)****(not including Freight) \$1,670.00****Manufacturer** NM ATTACHMENTS**Industry:** CONSTRUCTION**Machine Size:** 10000LBS-12000LBS**Attachment Size:** 42" SMOOTH BUCKET 11.25 CU.FT**Description:** 42" SMOOTH BUCKET***MUST SPECIFY MOUNT*****5DC-48 (#IS2129-032-54)****(not including Freight) \$1,769.00****Manufacturer** NM ATTACHMENTS**Industry:** CONSTRUCTION**Machine Size:** 10000LBS-12000LBS**Attachment Size:** 48" SMOOTH BUCKET 11.25 CU.FT**Description:** 48" SMOOTH BUCKET***MUST SPECIFY MOUNT***

6DC-36 (#IS1868-032-54)**(not including Freight) \$1,900.00**

Manufacturer: NM ATTACHMENTS
Machine Size: 12,000LBS-14,000LBS
Description: 36" SMOOTH BUCKET***MUST SPECIFY MOUNT***

Industry: CONSTRUCTION
Attachment Size: 36" SMOOTH BUCKET 13 CU.FT

6DC-42 (#IS2130-032-54)**(not including Freight) \$2,004.00**

Manufacturer: NM ATTACHMENTS
Machine Size: 12000LBS-14000LBS
Description: 42" SMOOTH BUCKET***MUST SPECIFY MOUNT***

Industry: CONSTRUCTION
Attachment Size: 42" SMOOTH BUCKET 15.25 CU.FT

6DC-48 (#IS2131-032-54)**(not including Freight) \$2,194.00**

Manufacturer: NM ATTACHMENTS
Machine Size: 12000LBS-14000LBS
Description: 48" SMOOTH BUCKET***MUST SPECIFY MOUNT***

Industry: CONSTRUCTION
Attachment Size: 48" SMOOTH BUCKET 17.62 CU.FT

8DC-36 (#IS2094-032-54)**(not including Freight) \$2,358.00**

Manufacturer: NM ATTACHMENTS
Machine Size: 14000LBS-24000LBS
Description: 36" SMOOTH BUCKET***MUST SPECIFY MOUNT***

Industry: CONSTRUCTION
Attachment Size: 36" SMOOTH BUCKET .375CU.YDS

8DC-42 (#IS2095-032-54)**(not including Freight) \$2,424.00**

Manufacturer: NM ATTACHMENTS
Machine Size: 14000LBS-24000LBS
Description: 42" SMOOTH BUCKET***MUST SPECIFY MOUNT***

Industry: CONSTRUCTION
Attachment Size: 42" SMOOTH BUCKET .5 CU.YDS

8DC-48 (#IS2096-032-54)**(not including Freight) \$2,489.00**

Manufacturer: NM ATTACHMENTS
Machine Size: 14000LBS-24000LBS
Description: 48" SMOOTH BUCKET***MUST SPECIFY MOUNT***

Industry: CONSTRUCTION
Attachment Size: 48" SMOOTH BUCKET .565 CU.YDS

8DC-54 (#IS2097-032-54)**(not including Freight) \$3,019.00**

Manufacturer: NM ATTACHMENTS
Machine Size: 14000LBS-24000LBS
Description: 54" SMOOTH BUCKET***MUST SPECIFY MOUNT***

Industry: CONSTRUCTION
Attachment Size: 54" SMOOTH BUCKET .625 CU.YDS

BUCKET SMOOTH LONG FLOOR SKID STEER**15111 (#IS2542-025-34)****(not including Freight) \$1,357.00**

Manufacturer: PALADIN
Machine Size: SSL
Description: 66" HEAVY DUTY SMOOTH BUCKET LOW-PROFILE LONG FLOOR BUCKETS FOR SKID-STEER LOADERS

Industry: CONSTRUCTION
Attachment Size: 60" WORKING WIDTH

15115 (#IS2444-025-34)**(not including Freight) \$1,392.00**

Manufacturer: PALADIN
Machine Size: SSL
Description: 66" HEAVY DUTY SMOOTH BUCKET LOW-PROFILE LONG FLOOR BUCKETS FOR SKID-STEER LOADERS

Industry: CONSTRUCTION
Attachment Size: 66" WORKING WIDTH

15117 (#IS2445-025-34)**(not including Freight) \$1,467.00**

Manufacturer: PALADIN
Machine Size: SSL
Description: 72" HEAVY DUTY SMOOTH BUCKET LOW-PROFILE LONG FLOOR BUCKETS FOR SKID-STEER LOADERS

Industry: CONSTRUCTION
Attachment Size: 72" WORKING WIDTH

15119 (#IS2454-025-34)**(not including Freight) \$1,913.00****Manufacturer:** PALADIN**Industry:** CONSTRUCTION**Machine Size:** SSL**Attachment Size:** 82" WORKING WIDTH**Description:** 82" HEAVY DUTY SMOOTH BUCKET LOW-PROFILE LONG FLOOR BUCKETS FOR SKID-STEER LOADERS**16181 (#IS2455-025-34)****(not including Freight) \$1,903.00****Manufacturer:** PALADIN**Industry:** CONSTRUCTION**Machine Size:** SSL**Attachment Size:** 84" WORKING WIDTH**Description:** 84" HEAVY DUTY SMOOTH BUCKET LOW-PROFILE LONG FLOOR BUCKETS FOR SKID-STEER LOADERS**16271 (#IS2452-025-34)****(not including Freight) \$1,791.00****Manufacturer:** PALADIN**Industry:** CONSTRUCTION**Machine Size:** SSL**Attachment Size:** 78" WORKING WIDTH**Description:** 78" HEAVY DUTY SMOOTH BUCKET LOW-PROFILE LONG FLOOR BUCKETS FOR SKID-STEER LOADERS**33808 (#IS2541-025-34)****(not including Freight) \$1,374.00****Manufacturer:** PALADIN**Industry:** CONSTRUCTION**Machine Size:** SSL**Attachment Size:** 63" WORKING WIDTH**Description:** 63" HEAVY DUTY SMOOTH BUCKET LOW-PROFILE LONG FLOOR BUCKETS FOR SKID-STEER LOADERS**BUCKET SMOOTH MINI SKID STEER****2000872 (#IS2184-025-34)****(not including Freight) \$543.00****Manufacturer:** PALADIN**Industry:** CONSTRUCTION**Machine Size:** MINI**Attachment Size:** 42" WORKING WIDTH**Description:** 42" SMOOTH BUCKET (4 ft³) universal hitch***2000877 (#IS2186-025-34)****(not including Freight) \$662.00****Manufacturer:** PALADIN**Industry:** CONSTRUCTION**Machine Size:** MINI**Attachment Size:** 48" WORKING WIDTH**Description:** 48" SMOOTH BUCKET(4 ft³) universal hitch***BUCKET SMOOTH STANDARD FLOOR SKID STEER****15114 (#IS2437-025-34)****(not including Freight) \$1,360.00****Manufacturer:** PALADIN**Industry:** CONSTRUCTION**Machine Size:** SSL**Attachment Size:** 66" WORKING WIDTH**Description:** 66" HEAVY DUTY SMOOTH BUCKET LOW-PROFILE STANDARD FLOOR BUCKETS FOR SKID-STEER LOADERS**15116 (#IS2436-025-34)****(not including Freight) \$1,433.00****Manufacturer:** PALADIN**Industry:** CONSTRUCTION**Machine Size:** SSL**Attachment Size:** 72" WORKING WIDTH**Description:** 72" HEAVY DUTY SMOOTH BUCKET LOW-PROFILE STANDARD FLOOR BUCKETS FOR SKID-STEER LOADERS**15120 (#IS2545-025-34)****(not including Freight) \$1,326.00****Manufacturer:** PALADIN**Industry:** CONSTRUCTION**Machine Size:** SSL**Attachment Size:** 60" WORKING WIDTH**Description:** 60" HEAVY DUTY SMOOTH BUCKET WEIGHS 605LBS LOW-PROFILE STANDARD FLOOR BUCKETS FOR SKID-STEER LOADERS**16180 (#IS2434-025-34)****(not including Freight) \$1,710.00****Manufacturer:** PALADIN**Industry:** CONSTRUCTION**Machine Size:** SSL**Attachment Size:** 84" WORKING WIDTH**Description:** 84" HEAVY DUTY SMOOTH BUCKET LOW-PROFILE STANDARD FLOOR BUCKETS FOR SKID-STEER LOADERS

16181 (#IS2453-025-34)**(not including Freight) \$1,903.00****Manufacturer:** PALADIN**Industry:** CONSTRUCTION**Machine Size:** SSL**Attachment Size:** 84" WORKING WIDTH**Description:** 84" HEAVY DUTY SMOOTH BUCKET LOW-PROFILE LONG FLOOR BUCKETS FOR SKID-STEER LOADERS**16270 (#IS2435-025-34)****(not including Freight) \$1,749.00****Manufacturer:** PALADIN**Industry:** CONSTRUCTION**Machine Size:** SSL**Attachment Size:** 78" WORKING WIDTH**Description:** 78" HEAVY DUTY SMOOTH BUCKET LOW-PROFILE STANDARD FLOOR BUCKETS FOR SKID-STEER LOADERS**BUCKET TOOTH EXCAVATOR****1.5HDT-10 (#IS1887-032-54)****(not including Freight) \$619.00****Manufacturer:** NM ATTACHMENTS**Industry:** CONSTRUCTION**Machine Size:** 1500LBS-3000LBS**Attachment Size:** 10" TOOTH BUCKET**Description:** 10" HEAVY DUTY TOOTH BUCKET***MUST SPECIFY MOUNT*****1.5HDT-12 (#IS1888-032-54)****(not including Freight) \$649.00****Manufacturer:** NM ATTACHMENTS**Industry:** CONSTRUCTION**Machine Size:** 1500LBS-3000LBS**Attachment Size:** 12" TOOTH BUCKET**Description:** 12" HEAVY DUTY TOOTH BUCKET***MUST SPECIFY MOUNT*****1.5HDT-16 (#IS1889-032-54)****(not including Freight) \$692.00****Manufacturer:** NM ATTACHMENTS**Industry:** CONSTRUCTION**Machine Size:** 1500LBS-3000LBS**Attachment Size:** 16" TOOTH BUCKET**Description:** 16" HEAVY DUTY TOOTH BUCKET***MUST SPECIFY MOUNT*****1.5HDT-18 (#IS1890-032-54)****(not including Freight) \$716.00****Manufacturer:** NM ATTACHMENTS**Industry:** CONSTRUCTION**Machine Size:** 1500LBS-3000LBS**Attachment Size:** 18" TOOTH BUCKET**Description:** 18" HEAVY DUTY TOOTH BUCKET***MUST SPECIFY MOUNT*****13HD-18 (#IS1875-032-54)****(not including Freight) \$3,896.00****Manufacturer:** NM ATTACHMENTS**Industry:** CONSTRUCTION**Machine Size:** 24,000LBS-33,000LBS**Attachment Size:** 18" TOOTH BUCKET**Description:** 18" HEAVY DUTY TOOTH BUCKET***MUST SPECIFY MOUNT*****13HD-24 (#IS1876-032-54)****(not including Freight) \$4,060.00****Manufacturer:** NM ATTACHMENTS**Industry:** CONSTRUCTION**Machine Size:** 24,000LBS-33,000LBS**Attachment Size:** 24" TOOTH BUCKET**Description:** 24" HEAVY DUTY TOOTH BUCKET***MUST SPECIFY MOUNT*****13HD-30 (#IS1877-032-54)****(not including Freight) \$4,387.00****Manufacturer:** NM ATTACHMENTS**Industry:** CONSTRUCTION**Machine Size:** 24,000LBS-33,000LBS**Attachment Size:** 30" TOOTH BUCKET**Description:** 30" HEAVY DUTY TOOTH BUCKET***MUST SPECIFY MOUNT*****13HD-36 (#IS1878-032-54)****(not including Freight) \$4,748.00****Manufacturer:** NM ATTACHMENTS**Industry:** CONSTRUCTION**Machine Size:** 24,000LBS-33,000LBS**Attachment Size:** 36" TOOTH BUCKET**Description:** 36" HEAVY DUTY TOOTH BUCKET***MUST SPECIFY MOUNT*****13HD-42 (#IS1879-032-54)****(not including Freight) \$5,063.00****Manufacturer:** NM ATTACHMENTS**Industry:** CONSTRUCTION**Machine Size:** 24,000LBS-33,000LBS**Attachment Size:** 42" TOOTH BUCKET**Description:** 42" HEAVY DUTY TOOTH BUCKET***MUST SPECIFY MOUNT***

15HD-20 (#IS1881-032-54)**(not including Freight) \$4,032.00****Manufacturer** NM ATTACHMENTS**Industry:** CONSTRUCTION**Machine Size:** 33,000LBS-45,000LBS**Attachment Size:** 20" TOOTH BUCKET**Description:** 20" HEAVY DUTY TOOTH BUCKET***MUST SPECIFY MOUNT*****15HD-24 (#IS1882-032-54)****(not including Freight) \$4,426.00****Manufacturer** NM ATTACHMENTS**Industry:** CONSTRUCTION**Machine Size:** 33,000LBS-45,000LBS**Attachment Size:** 24" TOOTH BUCKET**Description:** 24" HEAVY DUTY TOOTH BUCKET***MUST SPECIFY MOUNT*****15HD-30 (#IS1883-032-54)****(not including Freight) \$4,682.00****Manufacturer** NM ATTACHMENTS**Industry:** CONSTRUCTION**Machine Size:** 33,000LBS-45,000LBS**Attachment Size:** 30" TOOTH BUCKET**Description:** 30" HEAVY DUTY TOOTH BUCKET***MUST SPECIFY MOUNT*****15HD-36 (#IS1884-032-54)****(not including Freight) \$5,042.00****Manufacturer** NM ATTACHMENTS**Industry:** CONSTRUCTION**Machine Size:** 33,000LBS-45,000LBS**Attachment Size:** 36" TOOTH BUCKET**Description:** 36" HEAVY DUTY TOOTH BUCKET***MUST SPECIFY MOUNT*****15HD-42 (#IS1885-032-54)****(not including Freight) \$5,402.00****Manufacturer** NM ATTACHMENTS**Industry:** CONSTRUCTION**Machine Size:** 33,000LBS-45,000LBS**Attachment Size:** 42" TOOTH BUCKET**Description:** 42" HEAVY DUTY TOOTH BUCKET***MUST SPECIFY MOUNT*****15HD-48 (#IS1886-032-54)****(not including Freight) \$5,697.00****Manufacturer** NM ATTACHMENTS**Industry:** CONSTRUCTION**Machine Size:** 33,000LBS-45,000LBS**Attachment Size:** 48" TOOTH BUCKET**Description:** 48" HEAVY DUTY TOOTH BUCKET***MUST SPECIFY MOUNT*****20HD-24 (#IS2152-032-54)****(not including Freight) \$6,058.00****Manufacturer** NM ATTACHMENTS**Industry:** CONSTRUCTION**Machine Size:** 45000LBS-55000LBS**Attachment Size:** 24" TOOTH BUCKET**Description:** 24" HEAVY DUTY TOOTH BUCKET***MUST SPECIFY MOUNT*****20HD-30 (#IS2153-032-54)****(not including Freight) \$6,287.00****Manufacturer** NM ATTACHMENTS**Industry:** CONSTRUCTION**Machine Size:** 45000LBS-55000LBS**Attachment Size:** 30" TOOTH BUCKET**Description:** 30" HEAVY DUTY TOOTH BUCKET***MUST SPECIFY MOUNT*****20HD-36 (#IS2154-032-54)****(not including Freight) \$6,549.00****Manufacturer** NM ATTACHMENTS**Industry:** CONSTRUCTION**Machine Size:** 45000LBS-55000LBS**Attachment Size:** 36" TOOTH BUCKET**Description:** 36" HEAVY DUTY TOOTH BUCKET***MUST SPECIFY MOUNT*****20HD-42 (#IS2155-032-54)****(not including Freight) \$6,842.00****Manufacturer** NM ATTACHMENTS**Industry:** CONSTRUCTION**Machine Size:** 45000LBS-55000LBS**Attachment Size:** 42" TOOTH BUCKET**Description:** 42" HEAVY DUTY TOOTH BUCKET***MUST SPECIFY MOUNT*****20HD-48 (#IS2156-032-54)****(not including Freight) \$7,106.00****Manufacturer** NM ATTACHMENTS**Industry:** CONSTRUCTION**Machine Size:** 45000LBS-55000LBS**Attachment Size:** 48" TOOTH BUCKET**Description:** 48" HEAVY DUTY TOOTH BUCKET***MUST SPECIFY MOUNT***

2HDT-10 (#IS2111-032-54)**(not including Freight) \$801.00****Manufacturer** NM ATTACHMENTS**Industry:** CONSTRUCTION**Machine Size:** 3000LBS-6000LBS**Attachment Size:** 10" TOOTH BUCKET .7CU.FT
3 TEETH**Description:** 10" HEAVY DUTY TOOTH BUCKET***MUST SPECIFY MOUNT*****2HDT-12 (#IS2112-032-54)****(not including Freight) \$831.00****Manufacturer** NM ATTACHMENTS**Industry:** CONSTRUCTION**Machine Size:** 3000LB-6000LB**Attachment Size:** 12" TOOTH BUCKET .9CU.FT
3 TEETH**Description:** 12" HEAVY DUTY TOOTH BUCKET***MUST SPECIFY MOUNT*****2HDT-16 (#IS2113-032-54)****(not including Freight) \$874.00****Manufacturer** NM ATTACHMENTS**Industry:** CONSTRUCTION**Machine Size:** 3000LBS-6000LBS**Attachment Size:** 16" TOOTH BUCKET 1.1
CU.FT 4 TEETH**Description:** 16" HEAVY DUTY TOOTH BUCKET***MUST SPECIFY MOUNT*****2HDT-18 (#IS2114-032-54)****(not including Freight) \$898.00****Manufacturer** NM ATTACHMENTS**Industry:** CONSTRUCTION**Machine Size:** 3000LBS-6000LBS**Attachment Size:** 18" TOOTH BUCKET
1.4CU.FT 4 TEETH**Description:** 18" HEAVY DUTY TOOTH BUCKET***MUST SPECIFY MOUNT*****2HDT-20 (#IS2115-032-54)****(not including Freight) \$922.00****Manufacturer** NM ATTACHMENTS**Industry:** CONSTRUCTION**Machine Size:** 3000LB-6000LB**Attachment Size:** 20" TOOTH BUCKET 1.6
CU.FT 4 TEETH**Description:** 20" HEAVY DUTY TOOTH BUCKET***MUST SPECIFY MOUNT*****2HDT-24 (#IS2116-032-54)****(not including Freight) \$1,001.00****Manufacturer** NM ATTACHMENTS**Industry:** CONSTRUCTION**Machine Size:** 3000LBS-6000LBS**Attachment Size:** 24" TOOTH BUCKET 2CU.FT**Description:** 24" HEAVY DUTY TOOTH BUCKET***MUST SPECIFY MOUNT*****2HDT-24 (#IS2117-032-54)****(not including Freight) \$1,001.00****Manufacturer** NM ATTACHMENTS**Industry:** CONSTRUCTION**Machine Size:** 3000LB-6000LB**Attachment Size:** 24" TOOTH BUCKET 2 CU.FT
5 TEETH**Description:** 24" HEAVY DUTY TOOTH BUCKET***MUST SPECIFY MOUNT*****2HDT-30 (#IS2118-032-54)****(not including Freight) \$1,043.00****Manufacturer** NM ATTACHMENTS**Industry:** CONSTRUCTION**Machine Size:** 3000LB-6000LB**Attachment Size:** 30" TOOTH BUCKET**Description:** 30" HEAVY DUTY TOOTH BUCKET***MUST SPECIFY MOUNT*****3HDT-12 (#IS1870-032-54)****(not including Freight) \$1,058.00****Manufacturer** NM ATTACHMENTS**Industry:** CONSTRUCTION**Machine Size:** 6,000LBS-10,000LBS**Attachment Size:** 12" TOOTH BUCKET**Description:** 12" HEAVY DUTY TOOTH BUCKET***MUST SPECIFY MOUNT*****3HDT-16 (#IS1871-032-54)****(not including Freight) \$1,200.00****Manufacturer** NM ATTACHMENTS**Industry:** CONSTRUCTION**Machine Size:** 6,000LBS-10,000LBS**Attachment Size:** 16" TOOTH BUCKET**Description:** 16" HEAVY DUTY TOOTH BUCKET***MUST SPECIFY MOUNT*****3HDT-18 (#IS1872-032-54)****(not including Freight) \$1,271.00****Manufacturer** NM ATTACHMENTS**Industry:** CONSTRUCTION**Machine Size:** 6,000LBS-10,000LBS**Attachment Size:** 18" TOOTH BUCKET**Description:** 18" HEAVY DUTY TOOTH BUCKET***MUST SPECIFY MOUNT***

3HDT-24 (#IS1873-032-54)**(not including Freight) \$1,375.00**

Manufacturer: NM ATTACHMENTS
Machine Size: 6,000LBS-10,000LBS
Description: 24" HEAVY DUTY TOOTH BUCKET***MUST SPECIFY MOUNT***

Industry: CONSTRUCTION
Attachment Size: 24" TOOTH BUCKET

3HDT-30 (#IS1874-032-54)**(not including Freight) \$1,532.00**

Manufacturer: NM ATTACHMENTS
Machine Size: 6,000LBS-10,000LBS
Description: 30" HEAVY DUTY TOOTH BUCKET***MUST SPECIFY MOUNT***

Industry: CONSTRUCTION
Attachment Size: 30" TOOTH BUCKET

5HD-12 (#IS1857-032-54)**(not including Freight) \$1,507.00**

Manufacturer: NM ATTACHMENTS
Machine Size: 10,000LBS-12,000LBS
Description: 12" HEAVY DUTY TOOTH BUCKET***MUST SPECIFY MOUNT***

Industry: CONSTRUCTION
Attachment Size: 12" TOOTH BUCKET

5HD-16 (#IS1858-032-54)**(not including Freight) \$1,607.00**

Manufacturer: NM ATTACHMENTS
Machine Size: 10,000LBS-12,000LBS
Description: 16" HEAVY DUTY TOOTH BUCKET***MUST SPECIFY MOUNT***

Industry: CONSTRUCTION
Attachment Size: 16" TOOTH BUCKET

5HD-18 (#IS1859-032-54)**(not including Freight) \$1,702.00**

Manufacturer: NM ATTACHMENTS
Machine Size: 10,000LBS-12,000LBS
Description: 18" HEAVY DUTY TOOTH BUCKET***MUST SPECIFY MOUNT***

Industry: CONSTRUCTION
Attachment Size: 18" TOOTH BUCKET

5HD-24 (#IS1860-032-54)**(not including Freight) \$1,801.00**

Manufacturer: NM ATTACHMENTS
Machine Size: 10,000LBS-12,000LBS
Description: 24" HEAVY DUTY TOOTH BUCKET***MUST SPECIFY MOUNT***

Industry: CONSTRUCTION
Attachment Size: 24" TOOTH BUCKET

5HD-30 (#IS1861-032-54)**(not including Freight) \$1,867.00**

Manufacturer: NM ATTACHMENTS
Machine Size: 10,000LBS-12,000LBS
Description: 30" HEAVY DUTY TOOTH BUCKET***MUST SPECIFY MOUNT***

Industry: CONSTRUCTION
Attachment Size: 30" TOOTH BUCKET

5HD-36 (#IS1862-032-54)**(not including Freight) \$1,971.00**

Manufacturer: NM ATTACHMENTS
Machine Size: 10,000LBS-12,000LBS
Description: 36" HEAVY DUTY TOOTH BUCKET***MUST SPECIFY MOUNT***

Industry: CONSTRUCTION
Attachment Size: 36" TOOTH BUCKET

6HD-12 (#IS1842-032-54)**(not including Freight) \$1,703.00**

Manufacturer: NM ATTACHMENTS
Machine Size: 12,000LBS-14,000LBS
Description: 12" HEAVY DUTY TOOTH BUCKET***MUST SPECIFY MOUNT***

Industry: CONSTRUCTION
Attachment Size: 12" TOOTH BUCKET

6HD-16 (#IS1843-032-54)**(not including Freight) \$1,801.00**

Manufacturer: NM ATTACHMENTS
Machine Size: 12,000LBS-14,000LBS
Description: 16" HEAVY DUTY TOOTH BUCKET***MUST SPECIFY MOUNT***

Industry: CONSTRUCTION
Attachment Size: 16" TOOTH BUCKET

6HD-18 (#IS1844-032-54)**(not including Freight) \$1,867.00**

Manufacturer: NM ATTACHMENTS
Machine Size: 12,000LBS-14,000LBS
Description: 18" HEAVY DUTY TOOTH BUCKET***MUST SPECIFY MOUNT***

Industry: CONSTRUCTION
Attachment Size: 18" TOOTH BUCKET

6HD-20 (#IS1845-032-54)**(not including Freight) \$1,929.00****Manufacturer:** NM ATTACHMENTS**Industry:** CONSTRUCTION**Machine Size:** 12,000LBS-14,000LBS**Attachment Size:** 20" TOOTH BUCKET**Description:** 20" HEAVY DUTY TOOTH BUCKET***MUST SPECIFY MOUNT*****6HD-24 (#IS1846-032-54)****(not including Freight) \$2,031.00****Manufacturer:** NM ATTACHMENTS**Industry:** CONSTRUCTION**Machine Size:** 12,000LBS-14000LBS**Attachment Size:** 24" TOOTH BUCKET**Description:** 24" HEAVY DUTY TOOTH BUCKET***MUST SPECIFY MOUNT*****6HD-30 (#IS1847-032-54)****(not including Freight) \$2,096.00****Manufacturer:** NM ATTACHMENTS**Industry:** CONSTRUCTION**Machine Size:** 12,000LBS-14000LBS**Attachment Size:** 30" TOOTH BUCKET**Description:** 30" HEAVY DUTY TOOTH BUCKET***MUST SPECIFY MOUNT*****6HD-36 (#IS1848-032-54)****(not including Freight) \$2,168.00****Manufacturer:** NM ATTACHMENTS**Industry:** CONSTRUCTION**Machine Size:** 12,000LBS-14000LBS**Attachment Size:** 36" TOOTH BUCKET**Description:** 36" HEAVY DUTY TOOTH BUCKET***MUST SPECIFY MOUNT*****8HD-16 (#IS1849-032-54)****(not including Freight) \$2,162.00****Manufacturer:** NM ATTACHMENTS**Industry:** CONSTRUCTION**Machine Size:** 14,000LBS-24,000LBS**Attachment Size:** 16" TOOTH BUCKET**Description:** 16" HEAVY DUTY TOOTH BUCKET***MUST SPECIFY MOUNT*****8HD-18 (#IS1850-032-54)****(not including Freight) \$2,283.00****Manufacturer:** NM ATTACHMENTS**Industry:** CONSTRUCTION**Machine Size:** 14,000LBS-24,000LBS**Attachment Size:** 18" TOOTH BUCKET**Description:** 18" HEAVY DUTY TOOTH BUCKET***MUST SPECIFY MOUNT*****8HD-24 (#IS1851-032-54)****(not including Freight) \$2,358.00****Manufacturer:** NM ATTACHMENTS**Industry:** CONSTRUCTION**Machine Size:** 14,000LBS-24,000LBS**Attachment Size:** 24" TOOTH BUCKET**Description:** 24" HEAVY DUTY TOOTH BUCKET***MUST SPECIFY MOUNT*****8HD-30 (#IS1852-032-54)****(not including Freight) \$2,514.00****Manufacturer:** NM ATTACHMENTS**Industry:** CONSTRUCTION**Machine Size:** 14,000LBS-24,000LBS**Attachment Size:** 30" TOOTH BUCKET**Description:** 30" HEAVY DUTY TOOTH BUCKET***MUST SPECIFY MOUNT*****8HD-36 (#IS1853-032-54)****(not including Freight) \$2,620.00****Manufacturer:** NM ATTACHMENTS**Industry:** CONSTRUCTION**Machine Size:** 14,000LBS-24,000LBS**Attachment Size:** 36" TOOTH BUCKET**Description:** 36" HEAVY DUTY TOOTH BUCKET***MUST SPECIFY MOUNT*****BUCKET TOOTH LONG FLOOR SKID STEER****16191 (#IS2443-025-34)****(not including Freight) \$2,086.00****Manufacturer:** PALADIN**Industry:** CONSTRUCTION**Machine Size:** SSL**Attachment Size:** 84" WORKING WIDTH**Description:** 84" HEAVY DUTY TOOTH BUCKET LOW-PROFILE LONG FLOOR BUCKET FOR SKID-STEER LOADERS**16266 (#IS2441-025-34)****(not including Freight) \$1,984.00****Manufacturer:** PALADIN**Industry:** CONSTRUCTION**Machine Size:** SSL**Attachment Size:** 78" WORKING WIDTH**Description:** 78" HEAVY DUTY TOOTH BUCKET LOW-PROFILE LONG FLOOR BUCKETS FOR SKID-STEER LOADERS

33862 (#IS2543-025-34)**(not including Freight) \$1,584.00****Manufacturer:** PALADIN**Industry:** CONSTRUCTION**Machine Size:** SSL**Attachment Size:** 60" WORKING WIDTH**Description:** 60" HEAVY DUTY TOOTH BUCKET LOW-PROFILE LONG FLOOR BUCKET FOR SKID-STEER LOADERS**33866 (#IS2439-025-34)****(not including Freight) \$1,639.00****Manufacturer:** PALADIN**Industry:** CONSTRUCTION**Machine Size:** SSL**Attachment Size:** 66" WORKING WIDTH**Description:** 66" HEAVY DUTY TOOTH BUCKET LOW-PROFILE LONG FLOOR BUCKET FOR SKID-STEER LOADERS**33868 (#IS2440-025-34)****(not including Freight) \$1,705.00****Manufacturer:** PALADIN**Industry:** CONSTRUCTION**Machine Size:** SSL**Attachment Size:** 72" WORKING WIDTH**Description:** 72" HEAVY DUTY TOOTH BUCKET LOW-PROFILE LONG FLOOR BUCKET FOR SKID-STEER LOADERS**33870 (#IS2442-025-34)****(not including Freight) \$2,097.00****Manufacturer:** PALADIN**Industry:** CONSTRUCTION**Machine Size:** SSL**Attachment Size:** 82" WORKING WIDTH**Description:** 82" HEAVY DUTY TOOTH BUCKET LOW-PROFILE LONG FLOOR BUCKET FOR SKID-STEER LOADERS**BUCKET TOOTH MINI SKID STEER****104579 (#IS2187-025-34)****(not including Freight) \$877.00****Manufacturer:** PALADIN**Industry:** CONSTRUCTION**Machine Size:** MINI**Attachment Size:** 48" WORKING WIDTH**Description:** 48" mini universal hitch bucket w/teeth**115417 (#IS2188-025-34)****(not including Freight) \$971.00****Manufacturer:** PALADIN**Industry:** CONSTRUCTION**Machine Size:** MINI**Attachment Size:** 44" WORKING WIDTH**Description:** 44" universal hitch with teeth**19405 (#IS1748-025-34)****(not including Freight) \$756.00****Manufacturer:** PALADIN**Industry:** CONSTRUCTION**Machine Size:** MINI**Attachment Size:** 42" TOOTH BUCKET**Description:** 42" TOOTH BUCKET UNIVERSAL MOUNT**BUCKET TOOTH STANDARD FLOOR SKID STEER****16190 (#IS1638-025-34)****(not including Freight) \$1,946.00****Manufacturer:** PALADIN**Industry:** CONSTRUCTION**Machine Size:** SSL**Attachment Size:** 84" WORKING WIDTH**Description:** 84" HEAVY DUTY TOOTH BUCKET WEIGHS 640LBS LOW-PROFILE STANDARD FLOOR BUCKETS FOR SKID-STEER LOADERS**16265 (#IS1669-025-34)****(not including Freight) \$1,937.00****Manufacturer:** PALADIN**Industry:** CONSTRUCTION**Machine Size:** SSL**Attachment Size:** 78" WORKING WIDTH**Description:** 78" HEAVY DUTY TOOTH BUCKET WEIGHS 600LBS LOW-PROFILE STANDARD FLOOR BUCKETS FOR SKID-STEER LOADERS**33861 (#IS2544-025-34)****(not including Freight) \$1,547.00****Manufacturer:** PALADIN**Industry:** CONSTRUCTION**Machine Size:** SSL**Attachment Size:** 60" WORKING WIDTH**Description:** 60" HEAVY DUTY TOOTH BUCKET WEIGHS 640LBS LOW-PROFILE STANDARD FLOOR BUCKETS FOR SKID-STEER LOADERS

33865 (#IS2438-025-34)**(not including Freight) \$1,601.00****Manufacturer:** PALADIN**Industry:** CONSTRUCTION**Machine Size:** SSL**Attachment Size:** 66" WORKING WIDTH**Description:** 66" HEAVY DUTY TOOTH BUCKET WEIGHS 490 LOW-PROFILE STANDARD FLOOR BUCKET FOR SKID-STEER LOADERS**33867 (#IS1668-025-34)****(not including Freight) \$1,667.00****Manufacturer:** PALADIN**Industry:** CONSTRUCTION**Machine Size:** SSL**Attachment Size:** 72" WORKING WIDTH**Description:** 72" HEAVY DUTY TOOTH BUCKET LOW-PROFILE STANDARD FLOOR BUCKET FOR SKID-STEER LOADERS WEIGHS 530LBS**33869 (#IS1670-025-34)****(not including Freight) \$2,049.00****Manufacturer:** PALADIN**Industry:** CONSTRUCTION**Machine Size:** SSL**Attachment Size:** 82" WORKING WIDTH**Description:** 82" HEAVY DUTY TOOTH BUCKET 9 WEIGHS 630LBS LOW-PROFILE STANDARD FLOOR BUCKET FOR SKID-STEER LOADERS**BUCKET WHEEL LOADER****100GP-150/100GP-BOE (#IS2309-032-54)****(not including Freight) \$5,065.00****Manufacturer:** NM ATTACHMENTS**Industry:** CONSTRUCTION**Machine Size:** WHEEL LOADER CLASS 100**Attachment Size:** 1.5 YARD**Description:** General Purpose Bucket WITH BOLT ON CUTTING EDGE **MUST SPECIFY MOUNT****100GP-175/100GP-BOE (#IS2310-032-54)****(not including Freight) \$5,488.00****Manufacturer:** NM ATTACHMENTS**Industry:** CONSTRUCTION**Machine Size:** WHEEL LOADER CLASS 100**Attachment Size:** 1.75 YARD**Description:** General Purpose Buckets WITH BOLT ON CUTTING EDGE **MUST SPECIFY MOUNT****100GP-200/100GP-BOE (#IS2311-032-54)****(not including Freight) \$5,791.00****Manufacturer:** NM ATTACHMENTS**Industry:** CONSTRUCTION**Machine Size:** WHEEL LOADER CLASS 100**Attachment Size:** 2 YARD**Description:** General Purpose Bucket WITH BOLT ON CUTTING EDGE **MUST SPECIFY MOUNT****125GP-200/125GP-BOE (#IS2306-032-54)****(not including Freight) \$6,215.00****Manufacturer:** NM ATTACHMENTS**Industry:** CONSTRUCTION**Machine Size:** WHEEL LOADER CLASS 125**Attachment Size:** 2.25 YARD**Description:** General Purpose Bucket WITH BOLT ON CUTTING EDGE **MUST SPECIFY MOUNT****125GP-225/125GP-BOE (#IS2307-032-54)****(not including Freight) \$6,275.00****Manufacturer:** NM ATTACHMENTS**Industry:** CONSTRUCTION**Machine Size:** WHEEL LOADER CLASS 125**Attachment Size:** 2.5 YARD**Description:** General Purpose Bucket WITH BOLT ON CUTTING EDGE **MUST SPECIFY MOUNT****125GP-250/125GP-BOE (#IS2308-032-54)****(not including Freight) \$6,438.00****Manufacturer:** NM ATTACHMENTS**Industry:** CONSTRUCTION**Machine Size:** WHEEL LOADER CLASS 125**Attachment Size:** 2.5 YARD**Description:** General Purpose Buckets WITH BOLT ON CUTTING EDGE **MUST SPECIFY MOUNT****150GP-200/150GP-BOE (#IS2301-032-54)****(not including Freight) \$6,815.00****Manufacturer:** NM ATTACHMENTS**Industry:** CONSTRUCTION**Machine Size:** WHEEL LOADER CLASS 150**Attachment Size:** 2 YARD**Description:** General Purpose Bucket WITH BOLT ON CUTTING EDGE **MUST SPECIFY MOUNT****150GP-225/150GP-BOE (#IS2302-032-54)****(not including Freight) \$6,962.00****Manufacturer:** NM ATTACHMENTS**Industry:** CONSTRUCTION**Machine Size:** WHEEL LOADER CLASS 150**Attachment Size:** 2.25 YARD**Description:** General Purpose Buckets WITH BOLT ON CUTTING EDGE **MUST SPECIFY MOUNT**

150GP-250/150GP-BOE (#IS2303-032-54)**(not including Freight) \$7,145.00****Manufacturer** NM ATTACHMENTS**Industry:** CONSTRUCTION**Machine Size:** WHEEL LOADER CLASS 150**Attachment Size:** 2.5 YARD**Description:** General Purpose Buckets WITH BOLT ON CUTTING EDGE **MUST SPECIFY MOUNT****150GP-275/150GP-BOE (#IS2304-032-54)****(not including Freight) \$7,421.00****Manufacturer** NM ATTACHMENTS**Industry:** CONSTRUCTION**Machine Size:** WHEEL LOADER CLASS 150**Attachment Size:** 2.75 YARD**Description:** General Purpose Buckets WITH BOLT ON CUTTING EDGE **MUST SPECIFY MOUNT****150GP-300/150GP-BOE (#IS2305-032-54)****(not including Freight) \$7,881.00****Manufacturer** NM ATTACHMENTS**Industry:** CONSTRUCTION**Machine Size:** WHEEL LOADER CLASS 150**Attachment Size:** 3 YARD**Description:** General Purpose Buckets WITH BOLT ON CUTTING EDGE **MUST SPECIFY MOUNT****50GP-100/50GP-BOE (#IS2312-032-54)****(not including Freight) \$4,304.00****Manufacturer** NM ATTACHMENTS**Industry:** CONSTRUCTION**Machine Size:** WHEEL LOADER CLASS 50**Attachment Size:** 1 YARD**Description:** General Purpose Bucket WITH BOLT ON CUTTING EDGE **MUST SPECIFY MOUNT****50GP-125/50GP-BOE (#IS2313-032-54)****(not including Freight) \$4,456.00****Manufacturer** NM ATTACHMENTS**Industry:** CONSTRUCTION**Machine Size:** WHEEL LOADER CLASS 50**Attachment Size:** 1.25 YARD**Description:** General Purpose Bucket WITH BOLT ON CUTTING EDGE **MUST SPECIFY MOUNT****50GP-150/50GP-BOE (#IS2314-032-54)****(not including Freight) \$4,637.00****Manufacturer** NM ATTACHMENTS**Industry:** CONSTRUCTION**Machine Size:** WHEEL LOADER CLASS 50**Attachment Size:** 1.5 YARD**Description:** General Purpose Bucket WITH BOLT ON CUTTING EDGE **MUST SPECIFY MOUNT****CEMENT MIXER SKID STEER****780950 (#IS0893-023-02)****(not including Freight) \$3,950.00****Manufacturer** WORKSAVER INC.**Industry:** AGRICULTURAL**Machine Size:** SSL**Attachment Size:** 1 BAG MIX**Description:** Skid Steer Mixer (SS-590). 5 Cu. Ft. (1 bag mix). Hydraulic driven mixer with parking stands. Internally welded mixing paddles for proper mixing. Includes flow control valve (on/off) for easy operation. With hoses and flat face couplers.**CHICKEN HOUSE BLOWER****CHICKEN HOUSE BLOWER (#IS1559-023-18)****(not including Freight) \$3,400.00****Manufacturer** BIG JOHN MANUFACTURING CO.**Industry:** AGRICULTURAL**Machine Size:****Attachment Size:****Description:** BIG JOHN CHICKEN HOUSE BLOWER**COLD PLANER SKID STEER****LAF5416-0022 (#IS1660-025-34)****(not including Freight) \$19,309.00****Manufacturer** PALADIN**Industry:** CONSTRUCTION**Machine Size:** SSL 24 GPM-45 GPM**Attachment Size:** 16" WORKING WIDTH**Description:** 16" HIGH FLOW COLD PLANER *PLUG & PLAY****LAF5418-0022 (#IS1661-025-34)****(not including Freight) \$20,359.00****Manufacturer** PALADIN**Industry:** CONSTRUCTION**Machine Size:** SSL 26 GPM - 45 GPM**Attachment Size:** 18" WORKING WIDTH**Description:** 18" COLD PLANER SSL MOUNT **PLUG AND PLAY**

LAF5424-0022 (#IS1657-025-34)**(not including Freight) \$22,397.00****Manufacturer:** PALADIN**Industry:** CONSTRUCTION**Machine Size:** SSL 28 GPM-45 GPM**Attachment Size:** 24" WORKING WIDTH

24" HIGH FLOW COLD PLANER **PLUG AND PLAY**


Description:**LAF5430-0022 (#IS1544-025-34)****(not including Freight) \$26,321.00****Manufacturer:** PALADIN**Industry:** CONSTRUCTION**Machine Size:** SSL 28GPM-45GPM**Attachment Size:** 30" WORKING WIDTH**Description:** 30" HIGH FLOW COLD PLANER **PLUG AND PLAY****LAF5436-0022 (#IS1659-025-34)****(not including Freight) \$30,517.00****Manufacturer:** PALADIN**Industry:** CONSTRUCTION**Machine Size:** SSL 31 GPM-45 GPM**Attachment Size:** 36" WORKING WIDTH**Description:** 36" HIGH FLOW COLD PLANER **PLUG AND PLAY****CONCRETE PULVERIZER EXCAVATOR****13CP-34 (#IS2134-032-54)****(not including Freight) \$17,328.00****Manufacturer:** NM ATTACHMENTS**Industry:** CONSTRUCTION**Machine Size:** 24000LBS-33000LBS**Attachment Size:** 3 OVER 4 JAW
CONFIGURATION**Description:** CONCRETE PULVERIZERS The concrete Pulverizer is a heavy-duty design with multiple tine configurations and has a multiple position stiff arm. **MUST SPECIFY MOUNT****15CP-34 (#IS2145-032-54)****(not including Freight) \$17,678.00****Manufacturer:** NM ATTACHMENTS**Industry:** CONSTRUCTION**Machine Size:** 33000LBS-45000LBS**Attachment Size:** 3 OVER 4 JAW
CONFIGURATION**Description:** CONCRETE PULVERIZERS The concrete Pulverizer is a heavy-duty design with multiple tine configurations and has a multiple position stiff arm. **MUST SPECIFY MOUNT****20CP-34 (#IS2164-032-54)****(not including Freight) \$18,286.00****Manufacturer:** NM ATTACHMENTS**Industry:** CONSTRUCTION**Machine Size:** 45000LBS-55000LBS**Attachment Size:** 3 OVER 4 JAW
CONFIGURATION**Description:** CONCRETE PULVERIZERS The concrete Pulverizer is a heavy-duty design with multiple tine configurations and has a multiple position stiff arm. **MUST SPECIFY MOUNT****20CP-45 (#IS2165-032-54)****(not including Freight) \$18,510.00****Manufacturer:** NM ATTACHMENTS**Industry:** CONSTRUCTION**Machine Size:** 45000LBS-55000LBS**Attachment Size:** 4 OVER 5 JAW
CONFIGURATION**Description:** CONCRETE PULVERIZERS The concrete Pulverizer is a heavy-duty design with multiple tine configurations and has a multiple position stiff arm. **MUST SPECIFY MOUNT****CORNSTALK SHREDDER TRACTOR****470 GEMELLA (#IS1792-025-53)****(not including Freight) \$35,506.00****Manufacturer:** MASCHIO**Industry:** AGRICULTURAL**Machine Size:** 120HP-240HP**Attachment Size:** 15'6" WORKING WIDTH**Description:** CORNSTALK SHREDDER**620 GEMELLA (#IS1791-025-53)****(not including Freight) \$38,631.00****Manufacturer:** MASCHIO**Industry:** AGRICULTURAL**Machine Size:** 120HP-260HP**Attachment Size:** 20' WORKING WIDTH**Description:** CORNSTALK SHREDDER**CULTIVATOR**

AV3-4 (#IS1694-023-32)

Manufacturer: NORTHSTAR ATTACHMENTS
Machine Size: 18HP-32HP
Description: Arena-Vator III

(not including Freight) \$1,370.00

Industry: AGRICULTURAL
Attachment Size: 4' WORKING WIDTH

AV3-5 (#IS1695-023-32)

Manufacturer: NORTHSTAR ATTACHMENTS
Machine Size: 20HP-32HP
Description: Arena-Vator III

(not including Freight) \$1,618.00


Industry: AGRICULTURAL
Attachment Size: 5' WORKING WIDTH

AV3-6 (#IS1696-023-32)

Manufacturer: NORTHSTAR ATTACHMENTS
Machine Size: 25HP-39HP
Description: Arena-Vator III

(not including Freight) \$1,899.00

Industry: AGRICULTURAL
Attachment Size: 6' WORKING WIDTH

AV3-7 (#IS1697-023-32)

Manufacturer: NORTHSTAR ATTACHMENTS
Machine Size: 30HP-47HP
Description: Arena-Vator III

(not including Freight) \$2,180.00

Industry: AGRICULTURAL
Attachment Size: 7' WORKING WIDTH

AV3-8 (#IS1698-023-32)

Manufacturer: NORTHSTAR ATTACHMENTS
Machine Size: 35HP-53HP
Description: Arena-Vator III

(not including Freight) \$2,527.00

Industry: AGRICULTURAL
Attachment Size: 8' WORKING WIDTH

SC-8 (#IS1710-023-32)

Manufacturer: NORTHSTAR ATTACHMENTS
Machine Size: 35HP-53HP
Description: 3-in-1 Soil Conditioner

(not including Freight) \$2,962.00

Industry: AGRICULTURAL
Attachment Size: 8' WORKING WIDTH

SC10 (#IS1711-023-32)

Manufacturer: NORTHSTAR ATTACHMENTS
Machine Size: 38HP-67HP
Description: 3-in-1 Soil Conditioner

(not including Freight) \$4,607.00

Industry: AGRICULTURAL
Attachment Size: 10' WORKING WIDTH

SC12 (#IS1712-023-32)

Manufacturer: NORTHSTAR ATTACHMENTS
Machine Size: 46HP-81HP
Description: 3-in-1 Soil Conditioner

(not including Freight) \$5,129.00

Industry: AGRICULTURAL
Attachment Size: 12' WORKING WIDTH

SC15 (#IS1713-023-32)

Manufacturer: NORTHSTAR ATTACHMENTS
Machine Size: 58HP-102HP
Description: 3-in-1 Soil Conditioner

(not including Freight) \$6,302.00

Industry: AGRICULTURAL
Attachment Size: 15' WORKING WIDTH

SC4 (#IS1705-023-32)

Manufacturer: NORTHSTAR ATTACHMENTS
Machine Size: 14HP-25HP
Description: 3-in-1 Soil Conditioner

(not including Freight) \$1,637.00

Industry: AGRICULTURAL
Attachment Size: 4' WORKING WIDTH

SC5 (#IS1706-023-32)

Manufacturer: NORTHSTAR ATTACHMENTS
Machine Size: 18HP-32HP
Description: 3-in-1 Soil Conditioner

(not including Freight) \$2,072.00

Industry: AGRICULTURAL
Attachment Size: 5' WORKING WIDTH

SC5.5 (#IS1707-023-32)

Manufacturer: NORTHSTAR ATTACHMENTS
Machine Size: 20HP-35HP
Description: 3-N-1 SOIL CONDITIONER

(not including Freight) \$2,305.00

Industry: AGRICULTURAL
Attachment Size: 5'5" WORKING WIDTH

SC6 (#IS1708-023-32)

Manufacturer: NORTHSTAR ATTACHMENTS
Machine Size: 22HP-39HP
Description: 3-in-1 Soil Conditioner

(not including Freight) \$2,444.00

Industry: AGRICULTURAL
Attachment Size: 6' WORKING WIDTH

SC7 (#IS1709-023-32)

Manufacturer: NORTHSTAR ATTACHMENTS
Machine Size: 26HP-46HP
Description: 3-in-1 Soil Conditioner

(not including Freight) \$2,779.00

Industry: AGRICULTURAL
Attachment Size: 7' WORKING WIDTH

Y60FC (#IS1588-025-52)

Manufacturer: FARM KING
Machine Size: 3PT
Description: 60" CULTIVATOR

(not including Freight) \$791.00

Industry: AGRICULTURAL
Attachment Size: 60" WORKING WIDTH

Y72FC (#IS1589-025-52)

Manufacturer: FARM KING
Machine Size: 3PT
Description: 72' CULTIVATOR

(not including Freight) \$968.00

Industry: AGRICULTURAL
Attachment Size: 72" WORKING WIDTH

Y84FC (#IS1590-025-52)

Manufacturer: FARM KING
Machine Size: 3PT
Description: 84" CULTIVATOR

(not including Freight) \$1,000.00

Industry: AGRICULTURAL
Attachment Size: 84" WORKING WIDTH

DEBRIS BLOWER TRACTOR**DB2700 (#IS2352-025-56)**

Manufacturer: HARPER INDUSTRIES
Machine Size: 25HP MINIMUM
Description: DEBRIS BLOWER DB2700 PTO POWERED

(not including Freight) \$4,717.00

Industry: CONSTRUCTION
Attachment Size: 27" DIAMETER FAN

DB3600 (#IS2353-025-56)

Manufacturer: HARPER INDUSTRIES
Machine Size: 30HP MINIMUM
Description: DB3600 DEBRIS BLOWER PTO POWERED

(not including Freight) \$5,785.00


Industry: CONSTRUCTION
Attachment Size: 36" DIAMETER FAN

DISC GRINDER SKID STEER**125260-9925 (#IS2072-025-34)**

Manufacturer: PALADIN
Machine Size: SSL 35GPM-47GPM
Description: FORESTRY DISC GRINDER**CASE DRAIN REQUIRED**

(not including Freight) \$25,895.00

Industry: CONSTRUCTION
Attachment Size: 60' CUTTING WIDTH

CSC744 (#IS0527-023-17)

Manufacturer: BAUMALIGHT
Machine Size: 9,000LBS-12,000LBS MINIMUM 28GPM
Description: SKID STEER DISC GRINDER **CASE DRAIN REQUIRED**

(not including Freight) \$18,720.00

Industry: CONSTRUCTION
Attachment Size: 44" CUTTING WIDTH

CSC760 (#IS0529-023-17)**Manufacturer** BAUMALIGHT**Machine Size:** 10,000LBS-13,000LB 35GPM-45GPM**Description:** SKID STEER DISC GRINDER **CASE DRAIN REQUIRED****(not including Freight) \$27,360.00****Industry:** CONSTRUCTION**Attachment Size:** 60" CUTTING WIDTH**DISC HARROW****BDH-1100-3022 (#IS0061-025-19)****Manufacturer** BROWN**Machine Size:** MINIMUM 95HP 4WD**Description:** 11'9" 3PT HITCH DISC HARROW**(not including Freight) \$6,640.00****Industry:** AGRICULTURAL**Attachment Size:** 11'9" CUTTING WIDTH**BDH-1100-3422 (#IS0062-025-19)****Manufacturer** BROWN**Machine Size:** MINIMUM 95HP 4WD**Description:** 11' 3PT HITCH DISC HARROW**(not including Freight) \$6,760.00****Industry:** AGRICULTURAL**Attachment Size:** 11' CUTTING WIDTH**BDH-1250-3422 (#IS0063-025-19)****Manufacturer** BROWN**Machine Size:** MINIMUM 115HP 4WD**Description:** 13'2" 3PT HITCH DISC HARROW**(not including Freight) \$7,430.00****Industry:** AGRICULTURAL**Attachment Size:** 13'2" CUTTING WIDTH**BDH-1250-3822 (#IS0064-025-19)****Manufacturer** BROWN**Machine Size:** MINIMUM 115HP 4WD**Description:** 12'8" 3PT HITCH DISC HARROW**(not including Freight) \$7,535.00****Industry:** AGRICULTURAL**Attachment Size:** 12'8" CUTTING WIDTH**BDH-1400-3822 (#IS0065-025-19)****Manufacturer** BROWN**Machine Size:** MINIMUM 125HP 4WD**Description:** 14'6" 3PT HITCH DISC HARROW**(not including Freight) \$7,935.00****Industry:** AGRICULTURAL**Attachment Size:** 14'6" CUTTING WIDTH**BDH-1400-4222 (#IS0066-025-19)****Manufacturer** BROWN**Machine Size:** MINIMUM 125HP 4WD**Description:** 13' 11" 3PT HITCH DISC HARROW**(not including Freight) \$8,050.00****Industry:** AGRICULTURAL**Attachment Size:** 13'11" CUTTING WIDTH**BDH-600-1620 (#IS0067-025-19)****Manufacturer** BROWN**Machine Size:** 55HP MINIMUM**Description:** DISC HARROW, 16/20" DIA., 9/9 SPACING**(not including Freight) \$2,830.00****Industry:** AGRICULTURAL**Attachment Size:** 6'4" CUTTING WIDTH**BDH-600-1622 (#IS0068-025-19)****Manufacturer** BROWN**Machine Size:** 55HP MINIMUM**Description:** DISC HARROW, 16/22" DIA., 9/9 SPACING**(not including Freight) \$2,990.00****Industry:** AGRICULTURAL**Attachment Size:** 6'4" CUTTING WIDTH**BDH-600-1820 (#IS0069-025-19)****Manufacturer** BROWN**Machine Size:** 55HP MINIMUM**Description:** DISC HARROW, 18/20" DIA., 9/7 SPACING**(not including Freight) \$2,905.00****Industry:** AGRICULTURAL**Attachment Size:** 6'4" CUTTING WIDTH**BDH-600-1822 (#IS0070-025-19)****Manufacturer** BROWN**Machine Size:** 55HP MINIMUM**Description:** DISC HARROW, 18/22" DIA., 9/7 SPACING**(not including Freight) \$3,115.00****Industry:** AGRICULTURAL**Attachment Size:** 6'4" CUTTING WIDTH

BDH-750-2020 (#IS0073-025-19)

Manufacturer: BROWN
Machine Size: 70HP MINIMUM
Description: DISC HARROW, 20/20" DIA., 9/9 SPACING

(not including Freight) \$3,215.00

Industry: AGRICULTURAL
Attachment Size: 7'6" CUTTING WIDTH

BDH-750-2022 (#IS0074-025-19)

Manufacturer: BROWN
Machine Size: 70HP MINIMUM
Description: DISC HARROW, 20/22" DIA., 9/9 SPACING

(not including Freight) \$3,480.00

Industry: AGRICULTURAL
Attachment Size: 7'6" CUTTING WIDTH

BDH-750-2220 (#IS0075-025-19)

Manufacturer: BROWN
Machine Size: 70HP MINIMUM
Description: DISC HARROW, 22/20" DIA., 9/7 SPACING

(not including Freight) \$3,315.00

Industry: AGRICULTURAL
Attachment Size: 7'6" CUTTING WIDTH

BDH-750-2222 (#IS0076-025-19)

Manufacturer: BROWN
Machine Size: 70HP MINIMUM
Description: DISC HARROW, 22/22" DIA., 9/7 SPACING

(not including Freight) \$3,560.00

Industry: AGRICULTURAL
Attachment Size: 7'6" CUTTING WIDTH

BDH-900-2420 (#IS0079-025-19)

Manufacturer: BROWN
Machine Size: 85HP MINIMUM
Description: DISC HARROW, 24/20" DIA., 9/9 SPACING

(not including Freight) \$3,470.00

Industry: AGRICULTURAL
Attachment Size: 9'1" CUTTING WIDTH

BDH-900-2422 (#IS0080-025-19)

Manufacturer: BROWN
Machine Size: 85HP MINIMUM
Description: DISC HARROW, 24/22" DIA., 9/9 SPACING

(not including Freight) \$3,735.00

Industry: AGRICULTURAL
Attachment Size: 9'1" CUTTING WIDTH

BDH-900-2620 (#IS0081-025-19)

Manufacturer: BROWN
Machine Size: 85HP MINIMUM
Description: DISC HARROW, 26/20" DIA., 9/7 SPACING

(not including Freight) \$3,575.00

Industry: AGRICULTURAL
Attachment Size: 9'1" CUTTING WIDTH

BDH-900-2622 (#IS0082-025-19)

Manufacturer: BROWN
Machine Size: 85HP MINIMUM
Description: DISC HARROW, 26/22" DIA., 9/7 SPACING

(not including Freight) \$3,870.00

Industry: AGRICULTURAL
Attachment Size: 9'1" CUTTING WIDTH

Y505TD (#IS1597-025-52)

Manufacturer: FARM KING
Machine Size: 20HP-40HP
Description: 5 1/2' CUTTING WIDTH DISC HARROW

(not including Freight) \$2,574.00

Industry: AGRICULTURAL
Attachment Size: 5'5" CUTTING WIDTH

Y605TD (#IS1605-025-52)

Manufacturer: FARM KING
Machine Size: 40HP-55HP
Description: 6'1/2" CUTTING WIDTH DISC HARROW

(not including Freight) \$2,723.00

Industry: AGRICULTURAL
Attachment Size: 6'6" CUTTING WIDTH

Y705TD (#IS1606-025-52)

Manufacturer: FARM KING
Machine Size: 40HP-65HP
Description: 7'1/2" CUTTING WIDTH DISC HARROW

(not including Freight) \$3,212.00

Industry: AGRICULTURAL
Attachment Size: 7'6" CUTTING WIDTH

Y805TD (#IS1608-025-52)

Manufacturer: FARM KING
Machine Size: 85HP
Description: 8'1/2" CUTTING WIDTH DISC HARROW

(not including Freight) \$3,735.00

Industry: AGRICULTURAL
Attachment Size: 8'6" CUTTING WIDTH

DISC HARROW OFFSET**OSL-600-1622 (#IS0148-025-19)**

Manufacturer: BROWN
Machine Size: 60HP MINIMUM
Description: 6' OFFSET 16/22" DIA., 9/9 SPACING

(not including Freight) \$4,105.00

Industry: AGRICULTURAL
Attachment Size: 6' CUTTING WIDTH

OSL-750-2022 (#IS0149-025-19)

Manufacturer: BROWN
Machine Size: 75HP MINIMUM
Description: 7'6" OFFSET 20/22" DIA., 9/9 SPACING

(not including Freight) \$4,665.00


Industry: AGRICULTURAL
Attachment Size: 7'6" CUTTING WIDTH

OSL-900-2422 (#IS0150-025-19)

Manufacturer: BROWN
Machine Size: 85HP MINIMUM
Description: 9' OFFSET 24/22" DIA., 9/9 SPACING

(not including Freight) \$5,235.00

Industry: AGRICULTURAL
Attachment Size: 9' CUTTING WIDTH

DISC HARROW PULL TYPE**395/EZ398-468 (#IS1756-025-52)**

Manufacturer: FARM KING
Machine Size:
Description: TANDEM DISC

(not including Freight) \$22,590.00

Industry: AGRICULTURAL
Attachment Size: 16' WORKING WIDTH

4490/EZ449946SN (#IS1757-025-52)

Manufacturer: FARM KING
Machine Size:
Description: FARM KING TANDEM DISCS ARE BUILT TO HANDLE AND INCORPORATE HEAVY CROP RESIDUE.

(not including Freight) \$40,622.00

Industry: AGRICULTURAL
Attachment Size: 18'9" WORKING WIDTH

4590/EZ459882N (#IS1758-025-52)

Manufacturer: FARM KING
Machine Size:
Description: FARM KING TANDEM DISCS ARE BUILT TO HANDLE AND INCORPORATE HEAVY CROP RESIDUE.

(not including Freight) \$57,849.00

Industry: AGRICULTURAL
Attachment Size: 28'8" WORKING WIDTH

6650/EZ665074W (#IS1759-025-52)

Manufacturer: FARM KING
Machine Size:
Description: FARM KING TANDEM DISCS ARE BUILT TO HANDLE AND INCORPORATE HEAVY CROP RESIDUE.

(not including Freight) \$73,923.00

Industry: AGRICULTURAL
Attachment Size: 32'10" WORKING WIDTH

BDHP-1100-3022 (#IS0086-025-19)

Manufacturer: BROWN
Machine Size: 85HP MINIMUM
Description: 9/9 Pull Disc Harrow w FF - Pull Type with Furrow Fillers

(not including Freight) \$9,655.00

Industry: AGRICULTURAL
Attachment Size: 11'9" CUTTING WIDTH

BDHP-1100-3422 (#IS0088-025-19)

Manufacturer: BROWN
Machine Size: 85HP MINIMUM
Description: Pull Type 9/7 Pull Disc Harrow with Furrow Fillers

(not including Freight) \$9,775.00

Industry: AGRICULTURAL
Attachment Size: 11' CUTTING WIDTH

BDHP-1250-3422 (#IS0089-025-19)**(not including Freight) \$12,585.00**

Manufacturer: BROWN
Machine Size: 120HP MINIMUM
Description: Pull Type 9/9 Pull Disc Harrow with Furrow Fillers

Industry: AGRICULTURAL
Attachment Size: 13'2" CUTTING WIDTH

BDHP-1250-3822 (#IS0090-025-19)**(not including Freight) \$12,695.00**

Manufacturer: BROWN
Machine Size: 120HP MINIMUM
Description: Pull Type 9/7 Pull Disc Harrow with Furrow Fillers

Industry: AGRICULTURAL
Attachment Size: 12'8" CUTTING WIDTH

BDHP-1400-3822 (#IS0091-025-19)**(not including Freight) \$13,655.00**

Manufacturer: BROWN
Machine Size: 130HP MINIMUM
Description: Pull Type 9/9 Pull Disc Harrow with Furrow Fillers

Industry: AGRICULTURAL
Attachment Size: 14'6" CUTTING WIDTH

BDHP-1400-4222 (#IS0092-025-19)**(not including Freight) \$13,775.00**

Manufacturer: BROWN
Machine Size: 130HP MINIMUM
Description: Pull Type 9/7 Pull Disc Harrow with Furrow Fillers

Industry: AGRICULTURAL
Attachment Size: 13'11" CUTTING WIDTH

BDHP-900-2422 (#IS0093-025-19)**(not including Freight) \$8,625.00**

Manufacturer: BROWN
Machine Size: 85HP MINIMUM
Description: Pull Type 9/9 Pull Disc Harrow

Industry: AGRICULTURAL
Attachment Size: 9'1" CUTTING WIDTH

BDHP-900-2622 (#IS0094-025-19)**(not including Freight) \$8,745.00**

Manufacturer: BROWN
Machine Size: 85HP MINIMUM
Description: Pull Type 9/7 Pull Disc Harrow

Industry: AGRICULTURAL
Attachment Size: 8'11" CUTTING WIDTH

E21225M3310-10 (#IS1654-025-52)**(not including Freight) \$30,033.00**

Manufacturer: FARM KING
Machine Size:
Description: FARM KING PULLTYPE OFFSET DISCS

Industry: AGRICULTURAL
Attachment Size: 15'10" WORKING WIDTH

DISC MOWER**801.302 (#IS1726-025-40)****(not including Freight) \$7,755.00**

Manufacturer: SITREX
Machine Size: 40HP
Description: DM4 DISC MOWER Rotating Discs 4,Cutting Blades 8,Weight 700 Lbs

Industry: AGRICULTURAL
Attachment Size: 5'5" CUTTING WIDTH

801.303 (#IS1727-025-40)**(not including Freight) \$8,420.00**

Manufacturer: SITREX
Machine Size: 45HP
Description: DM5 DISC MOWER Rotating Discs 5,Cutting Blades 10,Weight 810 Lbs

Industry: AGRICULTURAL
Attachment Size: 6'8" WORKING WIDTH

801.310 (#IS1729-025-40)**(not including Freight) \$12,097.00**

Manufacturer: SITREX
Machine Size: 65HP
Description: DM7-S DISC MOWER Rotating Discs 7,Number Of Knives Per Disk 2 Weight 1300 Lbs

Industry: AGRICULTURAL
Attachment Size: 9'3" WORKING WIDTH

801.311 (#IS1728-025-40)**(not including Freight) \$11,491.00**

Manufacturer: SITREX
Machine Size: 50HP
Description: DM6-S DISC MOWER Rotating Discs 6,Number Of Knives Per Disk 2,Weight 1235 Lbs

Industry: AGRICULTURAL
Attachment Size: 8' CUTTING WIDTH

801.322 (#IS1730-025-40)

(not including Freight) \$15,994.00



Manufacturer: SITREX
Machine Size: 60HP
Description: DM8-S DISC MOWER Rotating Disc 8, Number Of Knives Per Disk 2, Weight 1400 Lbs

Industry: AGRICULTURAL
Attachment Size: 10'6" CUTTING WIDTH

DISC MOWER CADDY

BCH610 (#IS2052-023-33)

(not including Freight) \$5,600.00



Manufacturer: OGDEN METALWORKS, INC.
Machine Size: TRACTOR
Description: DISC MOWER CADDY MAX CUTTING WIDTH 10'6"

Industry: AGRICULTURAL
Attachment Size: MAX 10'6"

DOUBLE ROUND BALE GRABBER

MLBG2 (#IS2065-023-50)

(not including Freight) \$4,534.00



Manufacturer: MARTATCH
Machine Size: TRACTOR
Description: DOUBLE BALE GRABBER

Industry: AGRICULTURAL
Attachment Size:

DOZER BLADE MINI SKID STEER

101777 (#IS2219-025-34)

(not including Freight) \$2,037.00



Manufacturer: PALADIN
Machine Size: MINI
Description: 67" DOZER BLADE universal mount, flat face couplers Mini Angle Blades (includes hydraulic kit)
 NO TILT

Industry: CONSTRUCTION
Attachment Size: 67" WORKING WIDTH

102292/19577 (#IS2221-025-34)

(not including Freight) \$3,278.00



Manufacturer: PALADIN
Machine Size: MINI
Description: Mini Angle/Tilt Blades Universal Hitch/hydraulic/electric valve, flat face couplers

Industry: CONSTRUCTION
Attachment Size: 67" WORKING WIDTH

18999/19219 (#IS2220-025-34)

(not including Freight) \$2,848.00



Manufacturer: PALADIN
Machine Size: MINI
Description: 46" DOZER BLADE Mini Angle/Tilt Blades Universal Hitch**ONLY NEED ONE REMOTE TO ALL FUNCTIONS**

Industry: CONSTRUCTION
Attachment Size: 46" WORKING WIDTH

2008100 (#IS2218-025-34)

(not including Freight) \$1,642.00



Manufacturer: PALADIN
Machine Size: MINI
Description: 46" DOZER BLADE universal mount, flat face couplers Mini Angle Blades (includes hydraulic kit)
 NO TILT

Industry: CONSTRUCTION
Attachment Size: 46" WORKING WIDTH

DOZER BLADES SKID STEER

88861 (#IS1933-025-34)

(not including Freight) \$6,780.00



Manufacturer: PALADIN
Machine Size: SSL
Description: 84" DOZER BLADE TILT AND ANGLE**PLUG AND PLAY**PICK CONTROL BOX OR ADAPTER HARNESS FOR IN-CAB CONTROL

Industry: CONSTRUCTION
Attachment Size: 84" DOZER BLADE

89681 (#IS1934-025-34)

(not including Freight) \$7,024.00



Manufacturer: PALADIN
Machine Size: 96" DOZER BLADE
Description: 96" DOZER BLADE TILT AND ANGLE **PLUG AND PLAY**PICK CONTROL BOX OR ADAPTER HARNESS FOR IN-CAB CONTROL

Industry: CONSTRUCTION
Attachment Size: 96" DOZER BLADE


DRAG HARROWS

DH10 (#IS1975-023-33)

Manufacturer OGDEN METALWORKS, INC.
Machine Size:
Description: 10' DRAG HARROW

(not including Freight) \$1,124.00


Industry: AGRICULTURAL
Attachment Size: 10' WORKING WIDTH

DH12 (#IS1979-023-33)

Manufacturer OGDEN METALWORKS, INC.
Machine Size:
Description: 12' DRAG HARROW

(not including Freight) \$1,312.00


Industry: AGRICULTURAL
Attachment Size: 12' WORKING WIDTH

DH14 (#IS1981-023-33)

Manufacturer OGDEN METALWORKS, INC.
Machine Size:
Description: 14' DRAG HARROW

(not including Freight) \$1,528.00

Industry: AGRICULTURAL
Attachment Size: 14' WORKING WIDTH

DH4 (#IS1980-023-33)

Manufacturer OGDEN METALWORKS, INC.
Machine Size:
Description: 4' DRAG HARROW

(not including Freight) \$486.00


Industry: AGRICULTURAL
Attachment Size: 4' WORKING WIDTH

DH6 (#IS1976-023-33)

Manufacturer OGDEN METALWORKS, INC.
Machine Size:
Description: 6' DRAG HARROW

(not including Freight) \$705.00

Industry: AGRICULTURAL
Attachment Size: 6' WORKING WIDTH

DH8 (#IS1977-023-33)

Manufacturer OGDEN METALWORKS, INC.
Machine Size:
Description: 8' DRAG HARROW

(not including Freight) \$892.00

Industry: AGRICULTURAL
Attachment Size: 8' WORKING WIDTH

HC16 (#IS1773-023-33)

Manufacturer OGDEN METALWORKS, INC.
Machine Size: HARROW CARTS
Description: HC16' HARROW CART, HYDRAULIC FOLD, ** PLUG AND PLAY**

(not including Freight) \$5,516.00

Industry: AGRICULTURAL
Attachment Size: 16' WORKING WIDTH

HC18 (#IS1774-023-33)

Manufacturer OGDEN METALWORKS, INC.
Machine Size: HARROW CARTS
Description: HC18' HARROW CART, HYDRAULIC FOLD, ** PLUG AND PLAY**

(not including Freight) \$5,955.00

Industry: AGRICULTURAL
Attachment Size: 18' WORKING WIDTH

HC20 (#IS1775-023-33)

Manufacturer OGDEN METALWORKS, INC.
Machine Size: HARROW CARTS
Description: HC20' HARROW CART, HYDRAULIC FOLD, ** PLUG AND PLAY**

(not including Freight) \$6,634.00

Industry: AGRICULTURAL
Attachment Size: 20' WORKING WIDTH

HC22 (#IS1776-023-33)

Manufacturer OGDEN METALWORKS, INC.
Machine Size: HARROW CARTS
Description: HC22' HARROW CART, HYDRAULIC FOLD, ** PLUG AND PLAY**

(not including Freight) \$7,040.00

Industry: AGRICULTURAL
Attachment Size: 22' WORKING WIDTH

HC24 (#IS2369-023-33)

Manufacturer OGDEN METALWORKS, INC.
Machine Size: HARROW CARTS
Description: HC24' HARROW CART, HYDRAULIC FOLD, ** PLUG AND PLAY**

(not including Freight) \$7,430.00

Industry: AGRICULTURAL
Attachment Size: 24' WORKING WIDTH

HC26 (#IS2370-023-33)

Manufacturer OGDEN METALWORKS, INC.
Machine Size: HARROW CARTS
Description: HC26' HARROW CART, HYDRAULIC FOLD,** PLUG AND PLAY**

(not including Freight) \$7,727.00

Industry: AGRICULTURAL
Attachment Size: 26' WORKING WIDTH

HC28 (#IS2371-023-33)

Manufacturer OGDEN METALWORKS, INC.
Machine Size: HARROW CARTS
Description: HC28' HARROW CART, HYDRAULIC FOLD,** PLUG AND PLAY**

(not including Freight) \$8,071.00

Industry: AGRICULTURAL
Attachment Size: 28' WORKING WIDTH

HC30 (#IS2372-023-33)

Manufacturer OGDEN METALWORKS, INC.
Machine Size: HARROW CARTS
Description: HC30' HARROW CART, HYDRAULIC FOLD,** PLUG AND PLAY**

(not including Freight) \$8,359.00

Industry: AGRICULTURAL
Attachment Size: 30' WORKING WIDTH

LN10 (#IS1781-023-33)

Manufacturer OGDEN METALWORKS, INC.
Machine Size:
Description: 10' 3PT LIFT DRAG HARROW

(not including Freight) \$1,732.00

Industry: AGRICULTURAL
Attachment Size: 10' WORKING WIDTH

LN12 (#IS1973-023-33)

Manufacturer OGDEN METALWORKS, INC.
Machine Size:
Description: 12' 3PT LIFT DRAG HARROW

(not including Freight) \$2,068.00

Industry: AGRICULTURAL
Attachment Size: 12' WORKING WIDTH

LN14 (#IS1974-023-33)

Manufacturer OGDEN METALWORKS, INC.
Machine Size:
Description: 14' 3PT LIFT DRAG HARROW

(not including Freight) \$2,253.00

Industry: AGRICULTURAL
Attachment Size: 14' WORKING WIDTH

LN6 (#IS1978-023-33)

Manufacturer OGDEN METALWORKS, INC.
Machine Size:
Description: 6 '3PT LIFT DRAG HARROW

(not including Freight) \$1,294.00


Industry: AGRICULTURAL
Attachment Size: 6' WORKING WIDTH

LN8 (#IS1982-023-33)

Manufacturer OGDEN METALWORKS, INC.
Machine Size:
Description: 8' 3PT LIFT DRAG HARROW

(not including Freight) \$1,481.00

Industry: AGRICULTURAL
Attachment Size: 8' WORKING WIDTH

Y1002DH (#IS1621-025-52)

Manufacturer FARM KING
Machine Size: 3PT 20HP-65HP
Description: DRAG HARROW Model 1002

(not including Freight) \$1,462.00

Industry: AGRICULTURAL
Attachment Size: 100" WORKING WIDTH

Y1003DH (#IS1622-025-52)

Manufacturer FARM KING
Machine Size: 3PT 20HP-65HP
Description: DRAG HARROW Model 1003

(not including Freight) \$1,791.00

Industry: AGRICULTURAL
Attachment Size: 120" WORKING WIDTH

Y80DH (#IS1620-025-52)

Manufacturer FARM KING
Machine Size: 3PT 18HP-50HP
Description: DRAG HARROW Model 80

(not including Freight) \$1,283.00

Industry: AGRICULTURAL
Attachment Size: 80" WORKING WIDTH

DRILLS AND SEEDERS

KED-120 (#IS0196-023-29)

Manufacturer KASCO MANUFACTURING CO. INC.
Machine Size: 65HP
Description: NO TILL DRILL (ECO-DRILL)

(not including Freight) \$18,600.00

Industry: AGRICULTURAL
Attachment Size: 10' WORKING WIDTH

KED-72 (#IS0194-023-29)

Manufacturer KASCO MANUFACTURING CO. INC.
Machine Size: 45HP
Description: NO TILL DRILL (ECO DRILL)

(not including Freight) \$12,500.00

Industry: AGRICULTURAL
Attachment Size: 72" WORKING WIDTH

KED-96 (#IS0195-023-29)

Manufacturer KASCO MANUFACTURING CO. INC.
Machine Size: 55HP
Description: NO TILL DRILL (ECO-DRILL)

(not including Freight) \$14,850.00

Industry: AGRICULTURAL
Attachment Size: 96" WORKING WIDTH

KHM-72 (#IS0192-023-29)

Manufacturer KASCO MANUFACTURING CO. INC.
Machine Size: 45HP
Description: HAYMASTER

(not including Freight) \$12,250.00

Industry: AGRICULTURAL
Attachment Size: 72" WORKING WIDTH

KHM-96 (#IS0193-023-29)

Manufacturer KASCO MANUFACTURING CO. INC.
Machine Size: 55HP
Description: HAYMASTER

(not including Freight) \$15,000.00

Industry: AGRICULTURAL
Attachment Size: 96" WORKING WIDTH

KKL-6HD (#IS0190-023-29)

Manufacturer KASCO MANUFACTURING CO. INC.
Machine Size: 3PT
Description: CRIMPER

(not including Freight) \$4,500.00

Industry: AGRICULTURAL
Attachment Size: 72" WORKING WIDTH

KKL-6S (#IS0189-023-29)

Manufacturer KASCO MANUFACTURING CO. INC.
Machine Size: 3PT
Description: CRIMPER

(not including Freight) \$2,550.00

Industry: AGRICULTURAL
Attachment Size: 72" WORKING WIDTH

KKL-8HD (#IS0191-023-29)

Manufacturer KASCO MANUFACTURING CO. INC.
Machine Size: 3PT
Description: CRIMPER

(not including Freight) \$5,950.00

Industry: AGRICULTURAL
Attachment Size: 96" WORKING WIDTH

KLS-48 (#IS0222-023-29)

Manufacturer KASCO MANUFACTURING CO. INC.
Machine Size: 25HP
Description: LANDSCAPERS CHOICE PRIMARY SEEDER

(not including Freight) \$5,670.00

Industry: AGRICULTURAL
Attachment Size: 48" WORKING WIDTH

KLS-60 (#IS0223-023-29)

Manufacturer KASCO MANUFACTURING CO. INC.
Machine Size: 35HP
Description: LANDSCAPERS CHOICE PRIMARY SEEDER

(not including Freight) \$6,225.00

Industry: AGRICULTURAL
Attachment Size: 60" WORKING WIDTH

KLS-72 (#IS0224-023-29)

Manufacturer KASCO MANUFACTURING CO. INC.
Machine Size: 45HP
Description: LANDSCAPERS CHOICE PRIMARY SEEDER

(not including Freight) \$7,140.00

Industry: AGRICULTURAL
Attachment Size: 72" WORKING WIDTH

KOS-1203 (#IS0218-023-29)

Manufacturer: KASCO MANUFACTURING CO. INC.
Machine Size: 65HP
Description: VARI-SLICE

(not including Freight) \$17,590.00

Industry: AGRICULTURAL
Attachment Size: 10' WORKING WIDTH

KOS-1204 (#IS0219-023-29)

Manufacturer: KASCO MANUFACTURING CO. INC.
Machine Size: 65HP
Description: VARI-SLICE

(not including Freight) \$16,650.00

Industry: AGRICULTURAL
Attachment Size: 10' WORKING WIDTH

KOS-603 (#IS0212-023-29)

Manufacturer: KASCO MANUFACTURING CO. INC.
Machine Size: 35HP
Description: VARI-SLICE

(not including Freight) \$8,120.00

Industry: AGRICULTURAL
Attachment Size: 60" WORKING WIDTH

KOS-604 (#IS0213-023-29)

Manufacturer: KASCO MANUFACTURING CO. INC.
Machine Size: 35HP
Description: VARI-SLICE

(not including Freight) \$7,570.00

Industry: AGRICULTURAL
Attachment Size: 60" WORKING WIDTH

KOS-723 (#IS0214-023-29)

Manufacturer: KASCO MANUFACTURING CO. INC.
Machine Size: 45HP
Description: VARI-SLICE

(not including Freight) \$9,950.00

Industry: AGRICULTURAL
Attachment Size: 72" WORKING WIDTH

KOS-724 (#IS0215-023-29)

Manufacturer: KASCO MANUFACTURING CO. INC.
Machine Size: 45HP
Description: VARI-SLICE

(not including Freight) \$9,300.00

Industry: AGRICULTURAL
Attachment Size: 72" WORKING WIDTH

KOS-963 (#IS0216-023-29)

Manufacturer: KASCO MANUFACTURING CO. INC.
Machine Size: 55HP
Description: VARI-SLICE

(not including Freight) \$12,950.00

Industry: AGRICULTURAL
Attachment Size: 96" WORKING WIDTH

KOS-964 (#IS0217-023-29)

Manufacturer: KASCO MANUFACTURING CO. INC.
Machine Size: 55HP
Description: VARI-SLICE

(not including Freight) \$12,350.00

Industry: AGRICULTURAL
Attachment Size: 96" WORKING WIDTH

KOSL-483 (#IS0208-023-29)

Manufacturer: KASCO MANUFACTURING CO. INC.
Machine Size: 25HP
Description: VARI-SLICE

(not including Freight) \$5,575.00

Industry: AGRICULTURAL
Attachment Size: 48" WORKING WIDTH

KOSL-484 (#IS0209-023-29)

Manufacturer: KASCO MANUFACTURING CO. INC.
Machine Size: 25HP
Description: VARI-SLICE

(not including Freight) \$5,050.00

Industry: AGRICULTURAL
Attachment Size: 48" WORKING WIDTH

KOSP-483 (#IS0210-023-29)

Manufacturer: KASCO MANUFACTURING CO. INC.
Machine Size: 25HP
Description: VARI-SLICE

(not including Freight) \$7,470.00

Industry: AGRICULTURAL
Attachment Size: 48" WORKING WIDTH

KOSP-484 (#IS0211-023-29)

Manufacturer KASCO MANUFACTURING CO. INC.
Machine Size: 25HP
Description: VARI-SLICE

(not including Freight) \$6,825.00

Industry: AGRICULTURAL
Attachment Size: 48" WORKING WIDTH

KP-72 (#IS0187-023-29)

Manufacturer KASCO MANUFACTURING CO. INC.
Machine Size: 3PT
Description: CULTIPACKER

(not including Freight) \$1,825.00

Industry: AGRICULTURAL
Attachment Size: 72" WORKING WIDTH

KP-96 (#IS0188-023-29)

Manufacturer KASCO MANUFACTURING CO. INC.
Machine Size: 3PT
Description: CULTIPACKER

(not including Freight) \$2,580.00

Industry: AGRICULTURAL
Attachment Size: 96" WORKING WIDTH

KPCT-48 (#IS0204-023-29)

Manufacturer KASCO MANUFACTURING CO. INC.
Machine Size: 25HP
Description: PLOTTERS CHOICE

(not including Freight) \$5,450.00

Industry: AGRICULTURAL
Attachment Size: 48" WORKING WIDTH

KPCT-60 (#IS0205-023-29)

Manufacturer KASCO MANUFACTURING CO. INC.
Machine Size: 35HP
Description: PLOTTERS CHOICE

(not including Freight) \$7,350.00

Industry: AGRICULTURAL
Attachment Size: 60" WORKING WIDTH

KPCT-72 (#IS0206-023-29)

Manufacturer KASCO MANUFACTURING CO. INC.
Machine Size: 45HP
Description: PLOTTERS CHOICE

(not including Freight) \$9,350.00

Industry: AGRICULTURAL
Attachment Size: 72" WORKING WIDTH

KPCT-96 (#IS0207-023-29)

Manufacturer KASCO MANUFACTURING CO. INC.
Machine Size: 55HP
Description: PLOTTERS CHOICE

(not including Freight) \$12,500.00

Industry: AGRICULTURAL
Attachment Size: 96" WORKING WIDTH

KPS-48 (#IS0225-023-29)

Manufacturer KASCO MANUFACTURING CO. INC.
Machine Size: 25HP
Description: SEED-N-PACK PRIMARY SEEDER

(not including Freight) \$4,225.00

Industry: AGRICULTURAL
Attachment Size: 48" WORKING WIDTH

KPS-60 (#IS0226-023-29)

Manufacturer KASCO MANUFACTURING CO. INC.
Machine Size: 35HP
Description: SEED-N-PACK PRIMARY SEEDER

(not including Freight) \$4,570.00

Industry: AGRICULTURAL
Attachment Size: 60" WORKING WIDTH

KPS-72 (#IS0227-023-29)

Manufacturer KASCO MANUFACTURING CO. INC.
Machine Size: 45HP
Description: SEED-N-PACK PRIMARY SEEDER

(not including Freight) \$5,095.00

Industry: AGRICULTURAL
Attachment Size: 72" WORKING WIDTH

KPS-96 (#IS0228-023-29)

Manufacturer KASCO MANUFACTURING CO. INC.
Machine Size: 65HP
Description: SEED-N-PACK PRIMARY SEEDER

(not including Freight) \$6,170.00

Industry: AGRICULTURAL
Attachment Size: 96" WORKING WIDTH

KVD-48 (#IS0200-023-29)

Manufacturer KASCO MANUFACTURING CO. INC.
Machine Size: 25HP
Description: VALU-DRILL

(not including Freight) \$7,245.00

Industry: AGRICULTURAL
Attachment Size: 48" WORKING WIDTH

KVD-72 (#IS0201-023-29)

Manufacturer KASCO MANUFACTURING CO. INC.
Machine Size: 45HP
Description: VALU-DRILL

(not including Freight) \$10,550.00

Industry: AGRICULTURAL
Attachment Size: 72" WORKING WIDTH

KVD-96 (#IS0202-023-29)

Manufacturer KASCO MANUFACTURING CO. INC.
Machine Size: 55HP
Description: VALU-DRILL

(not including Freight) \$13,370.00

Industry: AGRICULTURAL
Attachment Size: 96" WORKING WIDTH

KVGA-489 (#IS0197-023-29)

Manufacturer KASCO MANUFACTURING CO. INC.
Machine Size: PULL TYPE/UTV
Description: VERSA-DRILL

(not including Freight) \$9,600.00

Industry: AGRICULTURAL
Attachment Size: 48" WORKING WIDTH

KVGT-489 (#IS0198-023-29)

Manufacturer KASCO MANUFACTURING CO. INC.
Machine Size: 25HP
Description: VERSA-DRILL

(not including Freight) \$7,930.00

Industry: AGRICULTURAL
Attachment Size: 48" WORKING WIDTH

KVGT-728 (#IS0199-023-29)

Manufacturer KASCO MANUFACTURING CO. INC.
Machine Size: 35HP
Description: VERSA-DRILL

(not including Freight) \$12,300.00

Industry: AGRICULTURAL
Attachment Size: 72" WORKING WIDTH

SSP-120 (#IS0221-023-29)

Manufacturer KASCO MANUFACTURING CO. INC.
Machine Size: 75HP
Description: PIVOTING SOLID STAND PLANTER

(not including Freight) \$15,700.00

Industry: AGRICULTURAL
Attachment Size: 10' WORKING WIDTH

SSP-96 (#IS0220-023-29)

Manufacturer KASCO MANUFACTURING CO. INC.
Machine Size: 65HP
Description: PIVOTING SOLID STAND PLANTER

(not including Freight) \$12,075.00

Industry: AGRICULTURAL
Attachment Size: 96" WORKING WIDTH

DRILLS AND SEEDERS SIDE BY SIDE**940435 (#IS0039-023-02)**

Manufacturer WORKSAVER INC.
Machine Size: ATV/COMPACT TRACTOR
Description: 4 ft. Flip Over Cultipacker with Clevis Hitch for ATVs and Garden Tractors up to 22 hp

(not including Freight) \$1,095.00

Industry: AGRICULTURAL
Attachment Size: 4' WORKING WIDTH

KPCA-48 (#IS0203-023-29)

Manufacturer KASCO MANUFACTURING CO. INC.
Machine Size: 3PT/UTV
Description: PLOTTERS CHOICE

(not including Freight) \$7,100.00

Industry: AGRICULTURAL
Attachment Size: 48" WORKING WIDTH

KPCA-60-H (#IS1806-023-29)

Manufacturer KASCO MANUFACTURING CO. INC.
Machine Size: ATV/UTV
Description: A new Hydraulic Pull Kit for 5' Plotters Choice is also available, for use behind 800cc+ UTV's and are the largest drills of their type.

(not including Freight) \$11,000.00

Industry: AGRICULTURAL
Attachment Size: 60" WORKING WIDTH

FELLER BUNCHER SKID STEER**FBS752 (#IS0513-023-17)**

Manufacturer: BAUMALIGHT
Machine Size: 12,000LBS AND UP 35GPM MINIMUM
Description: **CASE DRAIN REQUIRED**

(not including Freight) \$23,200.00

Industry: CONSTRUCTION
Attachment Size: 20" MAX

FENCE UNROLLER SKID STEER**MFU (#IS2063-023-50)**

Manufacturer: MARTATCH
Machine Size: SSL
Description: FENCE UNROLLER

(not including Freight) \$752.00

Industry: AGRICULTURAL
Attachment Size:

FERTILIZER APPLICATOR**1410 (#IS2473-025-52)**

Manufacturer: FARM KING
Machine Size:
Description: FERTILIZER APPLICATOR Model 1410

Call 770-908-9439 for Price

Industry: AGRICULTURAL
Attachment Size: 1000 GALLON TANK

1460 (#IS2474-025-52)

Manufacturer: FARM KING
Machine Size:
Description: FERTILIZER APPLICATOR Model 1460

Call 770-908-9439 for Price

Industry: AGRICULTURAL
Attachment Size: 1600 GALLON TANK

1840 (#IS2475-025-52)

Manufacturer: FARM KING
Machine Size:
Description: FERTILIZER APPLICATOR Model 1840

Call 770-908-9439 for Price

Industry: AGRICULTURAL
Attachment Size: 1800 GALLON TANK

1860 (#IS2476-025-52)

Manufacturer: FARM KING
Machine Size:
Description: FERTILIZER APPLICATOR 1860

Call 770-908-9439 for Price

Industry: AGRICULTURAL
Attachment Size: 1800 GALLON TANK

2460 (#IS2477-025-52)

Manufacturer: FARM KING
Machine Size:
Description: FERTILIZER APPLICATOR Model 2460

Call 770-908-9439 for Price

Industry: AGRICULTURAL
Attachment Size: 2460 GALLON TANK

FINISHING MOWER**801.193 (#IS2318-025-40)**

Manufacturer: SITREX
Machine Size: 15HP-30HP
Description: SM150 FINISHING MOWER REAR DISCHARGE

(not including Freight) \$2,564.00

Industry: AGRICULTURAL
Attachment Size: 60" WORKING WIDTH

801.194 (#IS2319-025-40)

Manufacturer: SITREX
Machine Size: 20HP-40HP
Description: SM180 FINISHING MOWER REAR DISCHARGE

(not including Freight) \$2,592.00

Industry: AGRICULTURAL
Attachment Size: 72" WORKING WIDTH

801.195 (#IS2321-025-40)

Manufacturer: SITREX
Machine Size: 30HP-60HP
Description: SM230P FINISHING MOWER REAR DISCHARGE

(not including Freight) \$3,963.00

Industry: AGRICULTURAL
Attachment Size: 90" WORKING WIDTH

801.196 (#IS2317-025-40)

Manufacturer: SITREX
Machine Size: 12HP-20HP
Description: SM120 FINISHING MOWER

(not including Freight) \$2,201.00

Industry: AGRICULTURAL
Attachment Size: 48" WORKING WIDTH

Y430 (#IS2509-025-52)

Manufacturer: FARM KING
Machine Size: 12HP-25HP
Description: 48" Homeowner series Rear discharge finishing mower, c/w PTO shaft

(not including Freight) \$2,556.00

Industry: AGRICULTURAL
Attachment Size: 48" WORKING WIDTH

Y530 (#IS2510-025-52)

Manufacturer: FARM KING
Machine Size: 15HP-30HP
Description: 60" Homeowner series Rear discharge finishing mower, c/w PTO shaft

(not including Freight) \$2,860.00

Industry: AGRICULTURAL
Attachment Size: 60" WORKING WIDTH

Y555 (#IS1591-025-52)

Manufacturer: FARM KING
Machine Size: 45HP MINIMUM
Description: 60" HD REAR DISCHARGE FINISHING MOWER

(not including Freight) \$3,333.00

Industry: AGRICULTURAL
Attachment Size: 60" CUTTING WIDTH

Y630 (#IS2511-025-52)

Manufacturer: FARM KING
Machine Size: 20HP-30HP
Description: 72" Homeowner series Rear discharge finishing mower, c/w PTO shaft

(not including Freight) \$3,232.00

Industry: AGRICULTURAL
Attachment Size: 72" WORKING WIDTH

Y655 (#IS1592-025-52)

Manufacturer: FARM KING
Machine Size: 50HP MINIMUM
Description: 72" HD REAR DISCHARGE FINISHING MOWER

(not including Freight) \$3,682.00

Industry: AGRICULTURAL
Attachment Size: 72" CUTTING WIDTH

Y755 (#IS1593-025-52)

Manufacturer: FARM KING
Machine Size: 60HP MINIMUM
Description: 84" HD REAR DISCHARGE FINISHING MOWER

(not including Freight) \$4,205.00

Industry: AGRICULTURAL
Attachment Size: 84" CUTTING WIDTH

FINISHING TRIPLEX MOWER**Y450 (#IS1582-025-52)**

Manufacturer: FARM KING
Machine Size: 55HP
Description: TRIPLEX FINISHING MOWER 11'

(not including Freight) \$19,000.00

Industry: AGRICULTURAL
Attachment Size: 11' CUTTING WIDTH

Y550 (#IS1574-025-52)

Manufacturer: FARM KING
Machine Size: 55HP
Description: TRIPLEX FINISHING MOWER 13'6"

(not including Freight) \$20,811.00

Industry: AGRICULTURAL
Attachment Size: 13.6 CUTTING WIDTH

Y650 (#IS1573-025-52)

Manufacturer: FARM KING
Machine Size: 65HP
Description: TRIPLEX FINISHING MOWER 16'

(not including Freight) \$22,058.00

Industry: AGRICULTURAL
Attachment Size: 16' CUTTING IWDTH

FIRE WOOD PROCESSORS

CT16 (#IS0327-023-24) (not including Freight) \$5,230.00**Manufacturer** WALLENSTEIN**Industry:** CONSTRUCTION**Machine Size:** Hydraulic**Attachment Size:** 16'**Description:** 16' FIREWOOD CONVEYER HYDRAULIC POWERED**CT16B (#IS0328-023-24) (not including Freight) \$5,920.00****Manufacturer** WALLENSTEIN**Industry:** CONSTRUCTION**Machine Size:** 118 CC Honda**Attachment Size:** 16'**Description:** 16' FIREWOOD CONVEYER HONDA POWERED**CT24 (#IS0329-023-24) (not including Freight) \$5,870.00****Manufacturer** WALLENSTEIN**Industry:** CONSTRUCTION**Machine Size:** Hydraulic**Attachment Size:** 24'**Description:** 24' FIREWOOD CONVEYER HYDRAULIC POWERED**CT24B (#IS0330-023-24) (not including Freight) \$6,560.00****Manufacturer** WALLENSTEIN**Industry:** CONSTRUCTION**Machine Size:** 118 CC Honda**Attachment Size:** 24'**Description:** 24' FIREWOOD CONVEYER HONDA POWERED**WP1624 (#IS0402-023-24) (not including Freight) \$34,440.00****Manufacturer** WALLENSTEIN**Industry:** AGRICULTURAL**Machine Size:** Engine: 747 CC Kohler**Attachment Size:** Split Force: 20 Ton**Description:** FIREWOOD PROCESSOR**WP240 (#IS0403-023-24) (not including Freight) \$9,850.00****Manufacturer** WALLENSTEIN**Industry:** AGRICULTURAL**Machine Size:** Minimum Tractor HP: 45**Attachment Size:** Split Force: 25 Ton**Description:** FIREWOOD PROCESSOR Required Hydraulic Flow:
12 - 24 gpm**WP270 (#IS0404-023-24) (not including Freight) \$11,820.00****Manufacturer** WALLENSTEIN**Industry:** CONSTRUCTION**Machine Size:** Minimum Tractor HP: 45**Attachment Size:** Split Force: 25 Ton**Description:** FIREWOOD PROCESSOR Required Hydraulic Flow:
12 - 24 gpm**WP840 (#IS0405-023-24) (not including Freight) \$13,780.00****Manufacturer** WALLENSTEIN**Industry:** AGRICULTURAL**Machine Size:** Engine: 389 CC Honda**Attachment Size:** Split Force: 25 Ton**Description:** FIREWOOD PROCESSOR**WP870 (#IS0406-023-24) (not including Freight) \$15,760.00****Manufacturer** WALLENSTEIN**Industry:** AGRICULTURAL**Machine Size:** 389 CC Honda**Attachment Size:** Split Force: 25 Ton**Description:** FIREWOOD PROCESSOR**FLAIL MOWER EXCAVATOR****23131D/28-10747 (#IS2523-025-34) (not including Freight) \$12,134.00****Manufacturer** PALADIN**Industry:** CONSTRUCTION**Machine Size:** 10000LBS-18000LBS 14GPM-16GPM**Attachment Size:** 30" CUTTING WIDTH**Description:** FLAIL MOWER THUMB READY**NO HOSES SUPPLIED**CASE DRAIN REQUIRED**MUST SPECIFY MOUNT**MOUNT INCLUDED****23131E/28-10747 (#IS2524-025-34) (not including Freight) \$12,134.00****Manufacturer** PALADIN**Industry:** CONSTRUCTION**Machine Size:** 10000LBS-18000LBS 17GPM-22GPM**Attachment Size:** 30" CUTTING WIDTH**Description:** FLAIL MOWER THUMB READY**NO HOSES SUPPLIED**CASE DRAIN REQUIRED**MUST SPECIFY MOUNT**MOUNT INCLUDED**

23131F/28-10747 (#IS2525-025-34)**(not including Freight) \$12,134.00****Manufacturer** PALADIN**Industry:** CONSTRUCTION**Machine Size:** 10000LBS-18000LBS 22GPM-28GPM**Attachment Size:** 30" CUTTING WIDTH**Description:** FLAIL MOWER THUMB READY**NO HOSES SUPPLIED**CASE DRAIN REQUIRED**MUST SPECIFY MOUNT**MOUNT INCLUDED****23140E/28-10747 (#IS2526-025-34)****(not including Freight) \$13,468.00****Manufacturer** PALADIN**Industry:** CONSTRUCTION**Machine Size:** 12000LBS-22000LBS 17GPM-22GPM**Attachment Size:** 40" CUTTING WIDTH**Description:** FLAIL MOWER THUMB READY**NO HOSES SUPPLIED**CASE DRAIN REQUIRED**MUST SPECIFY MOUNT**MOUNT INCLUDED****23140F/28-10747 (#IS2527-025-34)****(not including Freight) \$13,468.00****Manufacturer** PALADIN**Industry:** CONSTRUCTION**Machine Size:** 12000LBS-22000LBS 22GPM-28GPM**Attachment Size:** 40' CUTTING WIDTH**Description:** FLAIL MOWER THUMB READY**NO HOSES SUPPLIED**CASE DRAIN REQUIRED**MUST SPECIFY MOUNT**MOUNT INCLUDED****23140G/28-10747 (#IS2528-025-34)****(not including Freight) \$13,468.00****Manufacturer** PALADIN**Industry:** CONSTRUCTION**Machine Size:** 12000LBS-22000LBS 27GPM-33GPM**Attachment Size:** 40' CUTTING WIDTH**Description:** FLAIL MOWER THUMB READY**NO HOSES SUPPLIED**CASE DRAIN REQUIRED**MUST SPECIFY MOUNT**MOUNT INCLUDED****MX230 (#IS1760-023-17)****(not including Freight) \$5,791.00****Manufacturer** BAUMALIGHT**Industry:** CONSTRUCTION**Machine Size:** 4,000LBS-12,000LBS**Attachment Size:** 30" CUTTING WIDTH**Description:** EXCAVATOR FLAIL MOWER (WITH A MOUNT AND PINS) NO HOSES PROVIDED**FLAIL MOWER MINI SKID STEER****MS248 (#IS1752-023-17)****(not including Freight) \$4,792.00****Manufacturer** BAUMALIGHT**Industry:** CONSTRUCTION**Machine Size:** MINI**Attachment Size:** 48" CUTTING WIDTH**Description:** MINI FLAIL MOWER**FLAIL MOWER TRACTOR****BARBI 120 (#IS1788-025-53)****(not including Freight) \$4,519.00****Manufacturer** MASCHIO**Industry:** AGRICULTURAL**Machine Size:** 30HP-45HP**Attachment Size:** 4'5" CUTTING WIDTH**Description:** FLAIL MOWER**BRAVA 200 (#IS1789-025-53)****(not including Freight) \$6,469.00****Manufacturer** MASCHIO**Industry:** AGRICULTURAL**Machine Size:** 50HP-60HP**Attachment Size:** 72" CUTTING WIDTH**Description:** FLAIL MOWER**BUFALO 250 (#IS1793-025-53)****(not including Freight) \$13,700.00****Manufacturer** MASCHIO**Industry:** AGRICULTURAL**Machine Size:** 100HP-200HP**Attachment Size:** 8' WORKING WIDTH**Description:** FLAIL MOWER**BUFALO 280 (#IS1794-025-53)****(not including Freight) \$14,831.00****Manufacturer** MASCHIO**Industry:** AGRICULTURAL**Machine Size:** 100HP-200HP**Attachment Size:** 9' WORKING WIDTH**Description:** FLAIL MOWER

BUFALO 300 (#IS1795-025-53)

Manufacturer: MASCHIO
Machine Size: 100HP-200HP
Description: FLAIL MOWER

(not including Freight) \$15,963.00

Industry: AGRICULTURAL
Attachment Size: 10' WORKING WIDTH

FURBA 100 (#IS1787-025-53)

Manufacturer: MASCHIO
Machine Size: 25HP-35HP
Description: FLAIL MOWER

(not including Freight) \$3,944.00

Industry: AGRICULTURAL
Attachment Size: 36" CUTTING WIDTH

GIRAFFA SE 160 (#IS2398-025-53)

Manufacturer: MASCHIO
Machine Size: 50HP-110HP
Description: GIRAFFA SE 160 SLOPE FLAIL MOWER

(not including Freight) \$10,644.00

Industry: AGRICULTURAL
Attachment Size: 62" WORKING WIDTH

GIRAFFA SE 185 (#IS2399-025-53)

Manufacturer: MASCHIO
Machine Size: 60HP-110HP
Description: GIRAFFA SE 185 SLOPE FLAIL MOWER

(not including Freight) \$11,300.00

Industry: AGRICULTURAL
Attachment Size: 75" WORKING WIDTH

GIRAFFA SE 210 (#IS2400-025-53)

Manufacturer: MASCHIO
Machine Size: 70HP-110HP
Description: GIRAFFA SE 210 SLOPE FLAIL MOWER

(not including Freight) \$11,956.00

Industry: AGRICULTURAL
Attachment Size: 84" WORKING WIDTH

GIRAFFA XXL 210 (#IS1796-025-53)

Manufacturer: MASCHIO
Machine Size: 120HP-200HP
Description: GIRAFFA XXL 210 SLOPE FLAIL MOWER

(not including Freight) \$16,756.00

Industry: AGRICULTURAL
Attachment Size: 7' WORKING WIDTH

GIRAFFA XXL 230 (#IS2401-025-53)

Manufacturer: MASCHIO
Machine Size: 130HP-210HP
Description: GIRAFFA XXL 230 SLOPE FLAIL MOWER

(not including Freight) \$17,225.00

Industry: AGRICULTURAL
Attachment Size: 89" WORKING WIDTH

GIRAFFA XXL 260 (#IS1797-025-53)

Manufacturer: MASCHIO
Machine Size: 140HP-200HP
Description: GIRAFFA XXL 260 SLOPE FLAIL MOWER

(not including Freight) \$17,894.00

Industry: AGRICULTURAL
Attachment Size: 102" WORKING WIDTH

GIRAFFINA SI 120 (#IS2403-025-53)

Manufacturer: MASCHIO
Machine Size: 15HP-35HP
Description: GIRAFFINA SI 120 SLOPE FLAIL MOWER

(not including Freight) \$6,681.00

Industry: AGRICULTURAL
Attachment Size: 46" WORKING WIDTH

GIRAFFINA SI 140 (#IS2402-025-53)

Manufacturer: MASCHIO
Machine Size: 20HP-35HP
Description: GIRAFFINA SI 140 SLOPE FLAIL MOWER

(not including Freight) \$7,125.00

Industry: AGRICULTURAL
Attachment Size: 54" WORKING WIDTH

GIRAFFINA SI 160 (#IS1790-025-53)

Manufacturer: MASCHIO
Machine Size: 25HP-35HP
Description: GIRAFFINA SI 160 SLOPE FLAIL MOWER

(not including Freight) \$7,569.00

Industry: AGRICULTURAL
Attachment Size: 60" CUTTING WIDTH

FLIP OVER DISC HARROW

940420 (#IS2275-023-02)

Manufacturer: WORKSAVER INC.
Machine Size:
Description: FOD-16 Flip-Over Disc

(not including Freight) \$855.00

Industry: AGRICULTURAL
Attachment Size: 5' WORKING WIDTH

GENERATOR FUEL**DK7300E (#IS0331-023-24)**

Manufacturer: WALLENSTEIN
Machine Size:
Description: Fuel Type: Diesel

(not including Freight) \$7,210.00

Industry: CONSTRUCTION
Attachment Size: Maximum Watts: 7300

WCC2500 (#IS0381-023-24)

Manufacturer: WALLENSTEIN
Machine Size: WC Series Commercial
Description: Fuel Type: Gasoline

(not including Freight) \$1,070.00

Industry: CONSTRUCTION
Attachment Size: Maximum Watts: 2400

WCC3000 (#IS0382-023-24)

Manufacturer: WALLENSTEIN
Machine Size: WC Series Commercial
Description: Fuel Type: Gasoline

(not including Freight) \$1,180.00

Industry: CONSTRUCTION
Attachment Size: Maximum Watts: 3000

WCC5000 (#IS0383-023-24)

Manufacturer: WALLENSTEIN
Machine Size: WC Series Commercial
Description: Fuel Type: Gasoline

(not including Freight) \$1,610.00

Industry: CONSTRUCTION
Attachment Size: Maximum Watts: 5000

WCS12000 (#IS0384-023-24)

Manufacturer: WALLENSTEIN
Machine Size: WC Series Commercial
Description: Fuel Type: Gasoline

(not including Freight) \$5,890.00

Industry: CONSTRUCTION
Attachment Size: Maximum Watts: 12000

WCS14000 (#IS0385-023-24)

Manufacturer: WALLENSTEIN
Machine Size: WC Series Commercial
Description: Fuel Type: Gasoline

(not including Freight) \$6,340.00

Industry: CONSTRUCTION
Attachment Size: Maximum Watts: 14000

WCS3000 (#IS0386-023-24)

Manufacturer: WALLENSTEIN
Machine Size: WC Series Commercial
Description: Fuel Type: Gasoline

(not including Freight) \$2,560.00

Industry: CONSTRUCTION
Attachment Size: Maximum Watts: 3000

WCS5000 (#IS0387-023-24)

Manufacturer: WALLENSTEIN
Machine Size: WC Series Commercial
Description: Fuel Type: Gasoline

(not including Freight) \$3,550.00

Industry: CONSTRUCTION
Attachment Size: Maximum Watts: 5000

WCS7000 (#IS0388-023-24)

Manufacturer: WALLENSTEIN
Machine Size: WC Series Commercial
Description: Fuel Type: Gasoline

(not including Freight) \$4,220.00

Industry: CONSTRUCTION
Attachment Size: Maximum Watts: 7000

WDC160 (#IS0389-023-24)

Manufacturer: WALLENSTEIN
Machine Size: WDC Series Welder
Description: Fuel Type: Gasoline

(not including Freight) \$3,380.00

Industry: CONSTRUCTION
Attachment Size: Welder Maximum Amps: 160

WDC190E (#IS0390-023-24)

Manufacturer: WALLENSTEIN
Machine Size: WDC Series Welder
Description: Fuel Type: Gasoline

(not including Freight) \$3,890.00

Industry: CONSTRUCTION
Attachment Size: Welder Maximum Amps: 190

WDC190EA (#IS0391-023-24)

Manufacturer: WALLENSTEIN
Machine Size: WDC Series Welder
Description: Fuel Type: Gasoline

(not including Freight) \$4,680.00

Industry: CONSTRUCTION
Attachment Size: Welder Maximum Amps: 190

WHC2500 (#IS0394-023-24)

Manufacturer: WALLENSTEIN
Machine Size: WH Series Residential
Description: Fuel Type: Gasoline

(not including Freight) \$1,050.00

Industry: CONSTRUCTION
Attachment Size: Maximum Watts: 2500

WHC3000 (#IS0395-023-24)

Manufacturer: WALLENSTEIN
Machine Size: WH Series Residential
Description: Fuel Type: Gasoline

(not including Freight) \$1,180.00

Industry: CONSTRUCTION
Attachment Size: Maximum Watts: 5000

WHC5000 (#IS0396-023-24)

Manufacturer: WALLENSTEIN
Machine Size: WH Series Residential
Description: Fuel Type: Gasoline

(not including Freight) \$1,610.00

Industry: CONSTRUCTION
Attachment Size: Maximum Watts: 5000

WHS12000 (#IS0397-023-24)

Manufacturer: WALLENSTEIN
Machine Size: WH Series Residential
Description: Fuel Type: Gasoline

(not including Freight) \$5,560.00

Industry: CONSTRUCTION
Attachment Size: Maximum Watts: 12000

WHS14000 (#IS0398-023-24)

Manufacturer: WALLENSTEIN
Machine Size: WH Series Residential
Description: Fuel Type: Gasoline

(not including Freight) \$6,110.00

Industry: CONSTRUCTION
Attachment Size: Maximum Watts: 14000

WHS3000 (#IS0399-023-24)

Manufacturer: WALLENSTEIN
Machine Size: WH Series Residential
Description: Fuel Type: Gasoline

(not including Freight) \$2,220.00

Industry: CONSTRUCTION
Attachment Size: Maximum Watts: 3000

WHS5000 (#IS0400-023-24)

Manufacturer: WALLENSTEIN
Machine Size: WH Series Residential
Description: Fuel Type: Gasoline

(not including Freight) \$3,110.00

Industry: CONSTRUCTION
Attachment Size: Maximum Watts: 5000

WHS7000 (#IS0401-023-24)

Manufacturer: WALLENSTEIN
Machine Size: WH Series Residential
Description: Fuel Type: Gasoline

(not including Freight) \$3,890.00

Industry: CONSTRUCTION
Attachment Size: Maximum Watts: 7000

GENERATOR PTO**KR30 (#IS1807-023-17)**

Manufacturer: BAUMALIGHT
Machine Size: 23 HP 50%LOAD 45 HP 100%LOAD
Description: PTO GENERATOR

(not including Freight) \$7,080.00

Industry: AGRICULTURAL
Attachment Size: 30KW

KR44 (#IS1808-023-17)

Manufacturer: BAUMALIGHT
Machine Size: 34 HP 50%LOAD 55 HP 100%LOAD
Description: PTO GENERATOR

(not including Freight) \$8,960.00

Industry: AGRICULTURAL
Attachment Size: 44KW

KR52 (#IS1809-023-17)

Manufacturer: BAUMALIGHT
Machine Size: 39 HP 50%LOAD 76 HP 100%LOAD
Description: PTO GENERATOR

(not including Freight) \$9,600.00

Industry: AGRICULTURAL
Attachment Size: 55KW

KR65 (#IS1810-023-17)

Manufacturer: BAUMALIGHT
Machine Size: 52 HP 50%LOAD 97 HP 100%LOAD
Description: PTO GENERATOR

(not including Freight) \$11,680.00

Industry: AGRICULTURAL
Attachment Size: 65KW

QC 100 (#IS1680-023-17)

Manufacturer: BAUMALIGHT
Machine Size: 71 HP 50%LOAD 153 HP 100%LOAD
Description: PTO GENERATOR

(not including Freight) \$16,400.00

Industry: AGRICULTURAL
Attachment Size: 100KW

QC 12 (#IS1667-023-17)

Manufacturer: BAUMALIGHT
Machine Size: 9 HP 50%LOAD 21 HP 100%LOAD
Description: PTO GENERATOR

(not including Freight) \$6,880.00

Industry: AGRICULTURAL
Attachment Size: 12KW

QC 19 (#IS1674-023-17)

Manufacturer: BAUMALIGHT
Machine Size: 16 HP 50%LOAD 34 HP 100%LOAD
Description: PTO GENERATOR

(not including Freight) \$7,360.00

Industry: AGRICULTURAL
Attachment Size: 19KW

QC 30 (#IS1675-023-17)

Manufacturer: BAUMALIGHT
Machine Size: 20 HP 50%LOAD 49 HP 100%LOAD
Description: PTO GENERATOR

(not including Freight) \$8,680.00

Industry: AGRICULTURAL
Attachment Size: 30KW

QC 45 (#IS1676-023-17)

Manufacturer: BAUMALIGHT
Machine Size: 31 HP 50%LOAD 75 HP 100%LOAD
Description: PTO GENERATOR

(not including Freight) \$11,000.00

Industry: AGRICULTURAL
Attachment Size: 45KW

QC 55 (#IS1677-023-17)

Manufacturer: BAUMALIGHT
Machine Size: 42 HP 50%LOAD 89 HP 100%LOAD
Description: PTO GENERATOR

(not including Freight) \$12,160.00

Industry: AGRICULTURAL
Attachment Size: 55KW

QC 65 (#IS1678-023-17)

Manufacturer: BAUMALIGHT
Machine Size: 48 HP 50%LOAD 102 HP 100%LOAD
Description: PTO GENERATOR

(not including Freight) \$13,440.00

Industry: AGRICULTURAL
Attachment Size: 65KW

QC 80 (#IS1679-023-17)

Manufacturer: BAUMALIGHT
Machine Size: 55 HP 50%LOAD 122 HP 100%LOAD
Description: PTO GENERATOR

(not including Freight) \$14,880.00

Industry: AGRICULTURAL
Attachment Size: 80KW

TX 12 (#IS1662-023-17)

Manufacturer: BAUMALIGHT
Machine Size: 10HP 50% LOAD 21HP 100% LOAD
Description: PTO GENERATOR

(not including Freight) \$2,940.00

Industry: AGRICULTURAL
Attachment Size: 12KW

TX 18 (#IS1663-023-17)

Manufacturer: BAUMALIGHT
Machine Size: 15HP 50% LOAD 34 HP 100% LOAD
Description: PTO GENERATOR

(not including Freight) \$3,992.00

Industry: AGRICULTURAL
Attachment Size: 18KW

TX 25 (#IS1664-023-17)

Manufacturer: BAUMALIGHT
Machine Size: 19 HP 50% LOAD 42 HP 100% LOAD
Description: PTO GENERATOR

(not including Freight) \$4,620.00

Industry: AGRICULTURAL
Attachment Size: 25KW

TX 31 (#IS1665-023-17)

Manufacturer: BAUMALIGHT
Machine Size: 22 HP 50% LOAD 50 HP 100% LOAD
Description: PTO GENERATOR

(not including Freight) \$5,320.00

Industry: AGRICULTURAL
Attachment Size: 31KW

TX 7 (#IS1666-023-17)

Manufacturer: BAUMALIGHT
Machine Size: 5 HP 50%LOAD 11HP 100%LOAD
Description: PTO GENERATOR

(not including Freight) \$2,520.00

Industry: AGRICULTURAL
Attachment Size: 7KW

GRADER BLADE SKID STEER**30084-0022 (#IS2496-025-34)**

Manufacturer: PALADIN
Machine Size: SSL
Description: ROLLER LEVELER FOR SKID-STEER LOADERS

(not including Freight) \$4,208.00

Industry: CONSTRUCTION
Attachment Size: 84" WORKING WIDTH

811940 (#IS1355-023-02)

Manufacturer: WORKSAVER INC.
Machine Size: SSL
Description: Skid Steer Grader Blade The unit has an 8-foot, six-way hydraulically controlled moldboard operated by an in-cab remote.

(not including Freight) \$11,025.00

Industry: CONSTRUCTION
Attachment Size: 8' WORKING WIDTH

DW-1095 (#IS0185-023-29)

Manufacturer: KASCO MANUFACTURING CO. INC.
Machine Size: SSL
Description: DIRT WORKER

(not including Freight) \$2,200.00

Industry: CONSTRUCTION
Attachment Size: 72" WORKING WIDTH

DW-2095 (#IS0186-023-29)

Manufacturer: KASCO MANUFACTURING CO. INC.
Machine Size: SSL
Description: DIRT WORKER

(not including Freight) \$2,525.00

Industry: CONSTRUCTION
Attachment Size: 84" WORKING WIDTH

LAF2201-0022 (#IS2495-025-34)

Manufacturer: PALADIN
Machine Size: SSL
Description: SCARIFIER FOR SKID-STEER LOADERS

(not including Freight) \$2,291.00



Industry: CONSTRUCTION
Attachment Size: 60" WORKING WIDTH

MGL72 (#IS2289-023-50)

Manufacturer: MARTATCH
Machine Size: SSL
Description: 72" GRADER LEVELER WITH HYDRAULIC DEPTH CONTROL

(not including Freight) \$6,415.00

Industry: CONSTRUCTION
Attachment Size: 72" WORKING WIDTH

MGL84 (#IS2288-023-50)**Manufacturer** MARTATCH**Machine Size:** SSL**Description:** 84" GRADER LEVELER WITH HYDRAULIC DEPTH CONTROL**(not including Freight) \$6,765.00****Industry:** CONSTRUCTION**Attachment Size:** 84" WORKING WIDTH**MGS72 (#IS2060-023-50)****Manufacturer** MARTATCH**Machine Size:** SSL**Description:** 72" GRADER LEVELER**(not including Freight) \$2,982.00****Industry:** CONSTRUCTION**Attachment Size:** 72" WORKING WIDTH**MGS84 (#IS2061-023-50)****Manufacturer** MARTATCH**Machine Size:** SSL**Description:** 84" GRADER LEVELER**(not including Freight) \$3,110.00****Industry:** CONSTRUCTION**Attachment Size:** 84" WORKING WIDTH**GRAIN CARTS****Demco 1050 Grain Cart (#IS1635-035-23)****Manufacturer** DEMCO**Machine Size:****Description:** Demco 1050 Grain Cart**Call 770-908-9439 for Price****Industry:** AGRICULTURAL**Attachment Size:** 1050 BUSHEL**Demco 650 Grain Cart (#IS1632-035-23)****Manufacturer** DEMCO**Machine Size:****Description:** Demco 650 Grain Cart**Call 770-908-9439 for Price****Industry:** AGRICULTURAL**Attachment Size:** 650 BUSHEL**Demco 750 Grain Cart (#IS1633-035-23)****Manufacturer** DEMCO**Machine Size:****Description:** Demco 750 Grain Cart**Call 770-908-9439 for Price****Industry:** AGRICULTURAL**Attachment Size:** 750 BUSHEL**Demco 850 Grain Cart (#IS1634-035-23)****Manufacturer** DEMCO**Machine Size:****Description:** Demco 850 Grain Cart**Call 770-908-9439 for Price****Industry:** AGRICULTURAL**Attachment Size:** 850 BUSHEL**GRAIN HANDLING EQUIPMENT****CONVENTIONAL AUGER SERIES (#IS1655-025-52)****Manufacturer** FARM KING**Machine Size:****Description:****Call 770-908-9439 for Price****Industry:** AGRICULTURAL**Attachment Size:****CONVENTIONAL AUGER / TRUCK LOADER 831 (#IS1656-025-52)****Manufacturer** FARM KING**Machine Size:****Description:****Call 770-908-9439 for Price****Industry:** AGRICULTURAL**Attachment Size:****Y362 (#IS1750-025-52)****Manufacturer** FARM KING**Machine Size:****Description:** GRAIN CLEANER/DOES NOT INCLUDE OPTIONAL AUGER OR SWING ASSEMBLY**(not including Freight) \$5,562.00****Industry:** AGRICULTURAL**Attachment Size:****GRAIN WAGONS**

500 SS Grain Wagon (#IS1639-035-23)**Call 770-908-9439 for Price**

Manufacturer: DEMCO
Machine Size:
Description: 500 SS Grain Wagon

Industry: AGRICULTURAL
Attachment Size: 500 BUSHEL

650 SS Grain Wagon (#IS1640-035-23)**Call 770-908-9439 for Price**

Manufacturer: DEMCO
Machine Size:
Description: 650 SS Grain Wagon

Industry: AGRICULTURAL
Attachment Size: 650 BUSHEL

750 SS Grain Wagon (#IS1641-035-23)**Call 770-908-9439 for Price**

Manufacturer: DEMCO
Machine Size:
Description: 750 SS Grain Wagon

Industry: AGRICULTURAL
Attachment Size: 750 BUSHEL

GRAPPLE BUCKET TELEHANDLER**307150 (#IS2343-025-34)****(not including Freight) \$10,680.00**

Manufacturer: PALADIN
Machine Size: CAT IT/TH
Description: BALE/HAY GRAPPLE BUCKET - HEAVY-DUTY FOR TELEHANDLERS

Industry: AGRICULTURAL
Attachment Size: 1.75 cu yd

308001 (#IS2345-025-34)**(not including Freight) \$10,830.00**

Manufacturer: PALADIN
Machine Size: Manitou
Description: BALE/HAY GRAPPLE BUCKET - HEAVY-DUTY FOR TELEHANDLERS

Industry: AGRICULTURAL
Attachment Size: 2.15 cu yd

308279 (#IS2344-025-34)**(not including Freight) \$12,022.00**

Manufacturer: PALADIN
Machine Size: JCB Q-fit
Description: BALE/HAY GRAPPLE BUCKET - HEAVY-DUTY FOR TELEHANDLERS

Industry: AGRICULTURAL
Attachment Size:

GRAPPLE ELECTRIC AG TRACTOR**811880 (#IS2278-023-02)****(not including Freight) \$1,975.00**

Manufacturer: WORKSAVER INC.
Machine Size: MAX 32 ENGINE HP
Description: Electric Sub-Compact Grapple **SSL MOUNT**

Industry: AGRICULTURAL
Attachment Size: 48" WORKING WIDTH
247LBS

811885 (#IS2279-023-02)**(not including Freight) \$1,995.00**

Manufacturer: WORKSAVER INC.
Machine Size: MAX 32 ENGINE HP
Description: Electric Sub-Compact Grapple **JD MOUNT** (200X, 200CX, D120, H120, H130, D160, 220R).

Industry: AGRICULTURAL
Attachment Size: 48" WORKING WIDTH
240LBS

GRAPPLE EXCAVATOR**13EG23 (#IS2132-032-54)****(not including Freight) \$13,765.00**

Manufacturer: NM ATTACHMENTS
Machine Size: 24000LBS-33000LBS
Description: 2 OVER 3 TINE DEMOLITION GRAPPLE***MUST SPECIFY MOUNT***

Industry: CONSTRUCTION
Attachment Size: 2 OVER 3 TINE DEMOLITION
GRAPPLE

13EG34 (#IS2133-032-54)**(not including Freight) \$14,735.00**

Manufacturer: NM ATTACHMENTS
Machine Size: 24000LBS-33000LBS
Description: 3 OVER 4 TINE DEMOLITION GRAPPLE***MUST SPECIFY MOUNT***

Industry: CONSTRUCTION
Attachment Size: 3 OVER 4 TINE DEMOLITION
GRAPPLE

15EG23 (#IS2143-032-54)**(not including Freight) \$13,917.00**

Manufacturer NM ATTACHMENTS
Machine Size: 33000LBS-45000LBS
Description: 2 OVER 3 TINE DEMOLITION GRAPPLE***MUST SPECIFY MOUNT***

Industry: CONSTRUCTION
Attachment Size: 2 OVER 3 TINE DEMOLITION GRAPPLE

15EG34 (#IS2144-032-54)**(not including Freight) \$14,978.00**

Manufacturer NM ATTACHMENTS
Machine Size: 33000LBS-45000LBS
Description: 3 OVER 4 TINE DEMOLITION GRAPPLE***MUST SPECIFY MOUNT***

Industry: CONSTRUCTION
Attachment Size: 3 OVER 4 TINE DEMOLITION GRAPPLE

20EG23 (#IS1863-032-54)**(not including Freight) \$14,978.00**

Manufacturer NM ATTACHMENTS
Machine Size: 45,000lbs-55,000lb
Description: 2 OVER 3 TINE DEMOLITION GRAPPLE***MUST SPECIFY MOUNT***

Industry: CONSTRUCTION
Attachment Size: 2 OVER 3 TINE DEMOLITION GRAPPLE

20EG34 (#IS1864-032-54)**(not including Freight) \$16,373.00**

Manufacturer NM ATTACHMENTS
Machine Size: 45,000lbs-55,000lb
Description: 3 OVER 4 TINE DEMOLITION GRAPPLE***MUST SPECIFY MOUNT***

Industry: CONSTRUCTION
Attachment Size: 3 OVER 4 TINE GRAPPLE DEMOLITION GRAPPLE

6EG23 (#IS1983-032-54)**(not including Freight) \$5,397.00**

Manufacturer NM ATTACHMENTS
Machine Size: 12,000LBS-14,000LBS
Description: 2 OVER 3 TINE DEMOLITION GRAPPLE***MUST SPECIFY MOUNT***

Industry: CONSTRUCTION
Attachment Size: 2 OVER 3 TINE DEMOLITION GRAPPLE

6EG34 (#IS1984-032-54)**(not including Freight) \$6,275.00**

Manufacturer NM ATTACHMENTS
Machine Size: 12,000LBS-14,000LBS
Description: 3 OVER 4 TINE DEMOLITION GRAPPLE***MUST SPECIFY MOUNT***

Industry: CONSTRUCTION
Attachment Size: 3 OVER 4 TINE GRAPPLE DEMOLITION GRAPPLE

8EG23 (#IS2089-032-54)**(not including Freight) \$11,946.00**

Manufacturer NM ATTACHMENTS
Machine Size: 14000LBA-24000LBS
Description: 2 OVER 3 TINE DEMOLITION GRAPPLE***MUST SPECIFY MOUNT***

Industry: CONSTRUCTION
Attachment Size: 2 OVER 3 TINE DEMOLITION GRAPPLE

8EG34 (#IS2090-032-54)**(not including Freight) \$12,704.00**

Manufacturer NM ATTACHMENTS
Machine Size: 14000LBS-24000LBS
Description: 3 OVER 4 TINE DEMOLITION GRAPPLE***MUST SPECIFY MOUNT***

Industry: CONSTRUCTION
Attachment Size: 3 OVER 4 TINE DEMOLITION GRAPPLE

GRAPPLE FLAT BOTTOM AG TRACTOR**811020 (#IS0615-023-02)****(not including Freight) \$1,940.00**

Manufacturer WORKSAVER INC.
Machine Size: SSL MOUNT 55HP MAX
Description: Low-Profile Tine Grapple for 30-55 hp. NOT FOR USE ON SKID STEER LOADERS

Industry: CONSTRUCTION
Attachment Size: 61" WIDE

811025 (#IS0616-023-02)**(not including Freight) \$2,045.00**

Manufacturer WORKSAVER INC.
Machine Size: SSL MOUNT 50HP MAX
Description: Low-Profile Tine Grapple for 30HP-50HP. NOT FOR USE ON SKID STEER LOADERS

Industry: CONSTRUCTION
Attachment Size: 72" WIDE

811075 (#IS0617-023-02)**(not including Freight) \$2,075.00****Manufacturer:** WORKSAVER INC.**Industry:** AGRICULTURAL**Machine Size:** TRACTOR JD 400/500 series**Attachment Size:** 72" WIDE**Description:** ETG-26JD Grapple 72" wide with two 20" upper grapples for JD 400/500 series QA loaders. Shipped with hoses less couplers**811080 (#IS0620-023-02)****(not including Freight) \$1,920.00****Manufacturer:** WORKSAVER INC.**Industry:** AGRICULTURAL**Machine Size:** TRACTOR JD 400/500 series**Attachment Size:****Description:** Low-Profile Grapple 61" wide w/ single upper grapple for JD 400/500 series loaders, includes hoses less couplers**811085 (#IS0621-023-02)****(not including Freight) \$2,025.00****Manufacturer:** WORKSAVER INC.**Industry:** AGRICULTURAL**Machine Size:** TRACTOR JD 400/500 series**Attachment Size:** 72" WIDE**Description:** Low-Profile Grapple 72" wide w/ single upper grapple for JD 400/500 series loaders, includes hoses less couplers**811090 (#IS0619-023-02)****(not including Freight) \$2,095.00****Manufacturer:** WORKSAVER INC.**Industry:** CONSTRUCTION**Machine Size:** TRACTOR 55HP MAX**Attachment Size:** 72" WIDE**Description:** Low profile Tine Grapple for 30 -55 hp skid steers (& tractor front loaders) two upper grapples each 20" in width. Hyd. Hoses "connect under pressure" flat-face couplers**811095 (#IS0618-023-02)****(not including Freight) \$2,075.00****Manufacturer:** WORKSAVER INC.**Industry:** AGRICULTURAL**Machine Size:** TRACTOR EURO/GLOBAL MOUNT**Attachment Size:** 72" WIDE**Description:** ETG-26G 72" wide Euro/Global mount loaders. Shipped with hoses less couplers**812530 (#IS0646-023-02)****(not including Freight) \$3,755.00****Manufacturer:** WORKSAVER INC.**Industry:** CONSTRUCTION**Machine Size:** TRACTOR**Attachment Size:** 72" WIDE**Description:** 72" HD solid bottom sweep action scrap bucket. Features 21" wide sweep clamps. Complete with hoses and flat-face couplers**812640 (#IS0633-023-02)****(not including Freight) \$3,145.00****Manufacturer:** WORKSAVER INC.**Industry:** CONSTRUCTION**Machine Size:** TRACTOR**Attachment Size:** 72" WIDE**Description:** 72" Low Profile Tine Grapple with Euro/Global mount . Shipped less hoses & couplers**812645 (#IS0634-023-02)****(not including Freight) \$3,650.00****Manufacturer:** WORKSAVER INC.**Industry:** CONSTRUCTION**Machine Size:** TRACTOR EURO/GLOBAL MOUNT**Attachment Size:** 78" WIDE**Description:** 78" Low Profile Tine Grapple with Euro/Global mount . Shipped less hoses & couplers**812650 Euro/Global mount (#IS0635-023-02)****(not including Freight) \$3,775.00****Manufacturer:** WORKSAVER INC.**Industry:** CONSTRUCTION**Machine Size:** TRACTOR**Attachment Size:** 84" WIDE**Description:** 84" Low Profile Tine Grapple with Euro/Global mount . Shipped less hoses & couplers**GRAPPLE FLAT BOTTOM MINI SKID STEER****107036 (#IS1926-025-34)****(not including Freight) \$2,433.00****Manufacturer:** PALADIN**Industry:** CONSTRUCTION**Machine Size:** MINI**Attachment Size:** 42" BRUSH GRAPPLE**Description:** 42" MINI BRUSH GRAPPLE UNIVERSAL MOUNT W/ HOSES AND COUPLERS**107037 (#IS2222-025-34)****(not including Freight) \$2,484.00****Manufacturer:** PALADIN**Industry:** CONSTRUCTION**Machine Size:** MINI**Attachment Size:** 48" WORKING WIDTH**Description:** 48" MINI BRUSH GRAPPLE UNIVERSAL MOUNT W/ HOSES AND COUPLERS

107038 (#IS2223-025-34)**Manufacturer:** PALADIN**Machine Size:** MINI**Description:** 54"MINI BRUSH GRAPPLE UNIVERSAL MOUNT W/ HOSES AND COUPLERS**(not including Freight) \$2,505.00****Industry:** CONSTRUCTION**Attachment Size:** 54" WORKING WIDTH**107043 (#IS2386-025-34)****Manufacturer:** PALADIN**Machine Size:** MINI Bobcat MT50/52/55**Description:** 48" MINI BRUSH GRAPPLE UNIVERSAL MOUNT W/ HOSES AND COUPLERS**(not including Freight) \$2,634.00****Industry:** CONSTRUCTION**Attachment Size:** 48" WORKING WIDTH**812230 (#IS0653-023-02)****Manufacturer:** WORKSAVER INC.**Machine Size:** MINI**Description:** SARG-42 Mini Sweep Action Rock Grapple for mini skid steer / compact tool carries. Unit is 42" wide. Includes cylinder, hoses and couplers**(not including Freight) \$2,200.00****Industry:** CONSTRUCTION**Attachment Size:** 42" WIDE**GRAPPLE FLAT BOTTOM SKID STEER****812120 (#IS0649-023-02)****Manufacturer:** WORKSAVER INC.**Machine Size:** SSL**Description:** SARG -72 Sweep Action Rock Grapple. 72" width complete with hoses and couplers**(not including Freight) \$4,825.00****Industry:** CONSTRUCTION**Attachment Size:** 72" WIDE**812160 (#IS0650-023-02)****Manufacturer:** WORKSAVER INC.**Machine Size:** SSL**Description:** SARG-84 Sweep Action Rock Grapple. 84" width complete with hoses and couplers**(not including Freight) \$5,245.00****Industry:** CONSTRUCTION**Attachment Size:** 84" WIDE**812525 (#IS0636-023-02)****Manufacturer:** WORKSAVER INC.**Machine Size:** SSL**Description:** Skid Steer Low-Profile Scrap Bucket.**(not including Freight) \$3,230.00****Industry:** CONSTRUCTION**Attachment Size:** 72" WIDE**812535 (#IS0630-023-02)****Manufacturer:** WORKSAVER INC.**Machine Size:** SSL**Description:** Skid Steer Low-Profile Tine Grapple. Cylinder guards. Overall width 72". Tines 7 1/2" on center. "Connect under pressure" Flat-faced couplers.**(not including Freight) \$3,145.00****Industry:** CONSTRUCTION**Attachment Size:** 72" WIDE**812540 (#IS0643-023-02)****Manufacturer:** WORKSAVER INC.**Machine Size:** SSL**Description:** 72" Sweep Action Tine Grapple. Features 21" wide sweep clamps. Complete with hoses and flat-face couplers.**(not including Freight) \$3,670.00****Industry:** CONSTRUCTION**Attachment Size:** 84" WIDE**812545 (#IS0637-023-02)****Manufacturer:** WORKSAVER INC.**Machine Size:** SSL**Description:** Skid Steer Low Profile Scrap Bucket. Same as above, but with 78" overall width.**(not including Freight) \$3,705.00****Industry:** CONSTRUCTION**Attachment Size:** 78" WIDE**812550 (#IS0647-023-02)****Manufacturer:** WORKSAVER INC.**Machine Size:** SSL**Description:** 78" HD solid bottom sweep action scrap bucket. Features 21" wide sweep clamps. Complete with hoses and flat-face couplers.**(not including Freight) \$4,230.00****Industry:** CONSTRUCTION**Attachment Size:** 78" WIDE**812555 (#IS0631-023-02)****Manufacturer:** WORKSAVER INC.**Machine Size:** SSL**Description:** Skid Steer Low-Profile Tine Grapple. Same as above, but with 78" overall width.**(not including Freight) \$3,650.00****Industry:** CONSTRUCTION**Attachment Size:** 78" WIDE

812560 (#IS0644-023-02)**(not including Freight) \$4,175.00****Manufacturer:** WORKSAVER INC.**Industry:** CONSTRUCTION**Machine Size:** SSL**Attachment Size:** 78" WIDE**Description:** 78" Sweep Action Tine Grapple. Features 21" wide sweep clamps. Complete with hoses and flat-face couplers**812565 (#IS0638-023-02)****(not including Freight) \$3,985.00****Manufacturer:** WORKSAVER INC.**Industry:** CONSTRUCTION**Machine Size:** SSL**Attachment Size:** 84" WIDE**Description:** Skid Steer Low Profile Scrap Bucket. Same as above, but with 84" overall width.**812570 (#IS0648-023-02)****(not including Freight) \$4,510.00****Manufacturer:** WORKSAVER INC.**Industry:** AGRICULTURAL**Machine Size:** SSL**Attachment Size:** 84" WIDE**Description:** 84" HD solid bottom sweep action scrap bucket. Features 21" wide sweep clamps. Complete with hoses and flat-face couplers**812575 (#IS0632-023-02)****(not including Freight) \$3,775.00****Manufacturer:** WORKSAVER INC.**Industry:** CONSTRUCTION**Machine Size:** SSL**Attachment Size:** 84" WIDE**Description:** Skid Steer Low-Profile Tine Grapple. Same as above, but with 84" overall width.**812580 (#IS0645-023-02)****(not including Freight) \$4,300.00****Manufacturer:** WORKSAVER INC.**Industry:** CONSTRUCTION**Machine Size:** SSL**Attachment Size:** 84" WIDE**Description:** 84" Sweep Action Tine Grapple. Features 21" wide sweep clamps. Complete with hoses and flat-face couplers**MAGXD72 (#IS2373-023-31)****(not including Freight) \$3,295.00****Manufacturer:** MAXILATOR**Industry:** CONSTRUCTION**Machine Size:** SSL**Attachment Size:** 72" WIDE**Description:** 72" EXTREME DUTY GRAPPLE **PLUG & PLAY**WEIGHS 1250LBS

GRAPPLE RAKE AG TRACTOR

109982/121152 (#IS2008-025-34)**(not including Freight) \$2,858.00****Manufacturer:** PALADIN**Industry:** AGRICULTURAL**Machine Size:** SSL MOUNT 40HP MAX**Attachment Size:** 60" ROOT RAKE**Description:** ROOT RAKE GRAPPLE SSL MOUNT **PLUG AND PLAY** WITH 84" HOSE KIT**109983/121152 (#IS2009-025-34)****(not including Freight) \$2,915.00****Manufacturer:** PALADIN**Industry:** AGRICULTURAL**Machine Size:** SSL MOUNT 40HP MAX**Attachment Size:** 66" ROOT RAKE SSL MOUNT**Description:** ROOT RAKE GRAPPLE SSL MOUNT **PLUG AND PLAY**WITH 84" HOSE KIT**109984/121152 (#IS2011-025-34)****(not including Freight) \$3,152.00****Manufacturer:** PALADIN**Industry:** AGRICULTURAL**Machine Size:** SSL MOUNT 40HP MAX**Attachment Size:** 72" Root Rake - Universal SSL Mount**Description:** ROOT RAKE GRAPPLE SSL MOUNT **PLUG AND PLAY** WITH 84" HOSE KIT**111410/121152 (#IS2490-025-34)****(not including Freight) \$7,254.00****Manufacturer:** PALADIN**Industry:** AGRICULTURAL**Machine Size:** TRACTOR EURO/GLOBAL MOUNT**Attachment Size:** 84" WORKING WIDTH**Description:** 84" Root Rake Assembly - Euro Global Mount SHIP WEIGHT 1225 LBS**113088/121152 (#IS1935-025-34)****(not including Freight) \$3,152.00****Manufacturer:** PALADIN**Industry:** AGRICULTURAL**Machine Size:** JOHN DEERE 400 MOUNT**Attachment Size:** 72" ROOT RAKE GRAPPLE**Description:** 72" ROOT RAKE GRAPPLE JOHN DEERE 400 MOUNT **PLUG AND PLAY** WITH 84" HOSE KIT

114061/121152 (#IS2494-025-34)**(not including Freight) \$6,375.00****Manufacturer:** PALADIN**Industry:** AGRICULTURAL**Machine Size:** TRACTOR EURO/GLOBAL MOUNT**Attachment Size:** 72" WORKING WIDTH**Description:** 72" Root Rake Assembly - Euro Global Mount SHIP WEIGHT 1100 LBS**811380 (#IS0608-023-02)****(not including Freight) \$3,670.00****Manufacturer:** WORKSAVER INC.**Industry:** AGRICULTURAL**Machine Size:** TRACTOR**Attachment Size:** 62" WIDE**Description:** Front Loader Split Top Grapple Unit is 62" wide **MUST SPECIFY MOUNT****811400 (#IS0609-023-02)****(not including Freight) \$4,160.00****Manufacturer:** WORKSAVER INC.**Industry:** AGRICULTURAL**Machine Size:** TRACTOR**Attachment Size:** 77" WIDE**Description:** Front Loader Split Top Grapple Unit is 77" wide **MUST SPECIFY MOUNT****811435 (#IS0626-023-02)****(not including Freight) \$4,020.00****Manufacturer:** WORKSAVER INC.**Industry:** CONSTRUCTION**Machine Size:** SSL**Attachment Size:** 62" WIDE**Description:** Skid Steer Split Top Grapple. Unit is 62" wide with two upper grapples. Includes two 2" x 10" Cylinders
MUST SPECIFY MOUNT**811440 (#IS0627-023-02)****(not including Freight) \$4,505.00****Manufacturer:** WORKSAVER INC.**Industry:** CONSTRUCTION**Machine Size:** SSL**Attachment Size:** 77" WIDE**Description:** Skid Steer Split Top Grapple. Unit is 77" wide with two upper grapples. Includes two 2" x 10" Cylinders
MUST SPECIFY MOUNT**811460 (#IS0749-023-02)****(not including Freight) \$2,410.00****Manufacturer:** WORKSAVER INC.**Industry:** AGRICULTURAL**Machine Size:** TRACTOR**Attachment Size:** 60" WIDE**Description:** Designed for Compact Tractor Front Loaders Grapple Rakes is 60" Wide **MUST SPECIFY MOUNT****811480 (#IS0750-023-02)****(not including Freight) \$2,055.00****Manufacturer:** WORKSAVER INC.**Industry:** AGRICULTURAL**Machine Size:** TRACTOR**Attachment Size:** 60" WIDE**Description:** Compact Tractor Grapple designed for compact loaders that utilize the "universal" quick attach system. Single cylinder control upper grapple. NOT for use on Skid Steer Loaders**811490 (#IS0611-023-02)****(not including Freight) \$4,030.00****Manufacturer:** WORKSAVER INC.**Industry:** AGRICULTURAL**Machine Size:** TRACTOR**Attachment Size:** 77" WIDE**Description:** Front Loader Split Top Grapple for loaders equipped with Euro/Global carrier. 77" wide with two upper grapples for handling a variety of materials.**811495 (#IS0610-023-02)****(not including Freight) \$3,540.00****Manufacturer:** WORKSAVER INC.**Industry:** AGRICULTURAL**Machine Size:** TRACTOR**Attachment Size:** 62" WIDE**Description:** Front Loader Split Top Grapple for loaders equipped with Euro/Global carrier. 62" wide with two upper grapples for handling a variety of materials.

GRAPPLE RAKE COMPACT AG TRACTOR

811670 (#IS0625-023-02)**(not including Freight) \$1,335.00****Manufacturer:** WORKSAVER INC.**Industry:** AGRICULTURAL**Machine Size:** SUB COMPACT TRACTOR**Attachment Size:** 48" WIDE**Description:** Sub-compact tine Grapple 48" wide JD 200/300/400 mount

811690 (#IS0624-023-02)**(not including Freight) \$1,325.00****Manufacturer** WORKSAVER INC.**Industry:** AGRICULTURAL**Machine Size:** SUB COMPACT TRACTOR**Attachment Size:** 48" WIDE**Description:** Sub-compact Tine Grapple 48" wide skid steer mount**811850 (#IS0622-023-02)****(not including Freight) \$1,525.00****Manufacturer** WORKSAVER INC.**Industry:** AGRICULTURAL**Machine Size:** SUB COMPACT TRACTOR**Attachment Size:** 48" WIDE**Description:** Compact Tine Grapple 48" wide with skid steer mount**811855 (#IS0623-023-02)****(not including Freight) \$1,550.00****Manufacturer** WORKSAVER INC.**Industry:** AGRICULTURAL**Machine Size:** SUB COMPACT TRACTOR**Attachment Size:** 48" WIDE**Description:** Compact Tine Grapple 48" wide with John Deere 200/300/400 mount**GRAPPLE RAKE MINI SKID STEER****811730 (#IS0651-023-02)****(not including Freight) \$1,570.00****Manufacturer** WORKSAVER INC.**Industry:** CONSTRUCTION**Machine Size:** MINI**Attachment Size:** 48" WIDE**Description:** 48" Grapple designed for Mini Skid Steers/ Compact Tool Carriers w/ universal mini mount. Single upper grapple 31" wide. Includes hoses & Couplers**811740 (#IS0652-023-02)****(not including Freight) \$1,615.00****Manufacturer** WORKSAVER INC.**Industry:** CONSTRUCTION**Machine Size:** MINI BOBCAT**Attachment Size:** 48" WIDE**Description:** 48" Grapple designed for Bobcat MT-series (MT-50, MT-52, MT-55) & S-70 plus Gehl 1640E. Single upper grapple 31" wide. Includes hoses and couplers**GRAPPLE RAKE SKID STEER****102140 (#IS2007-025-34)****(not including Freight) \$5,974.00****Manufacturer** PALADIN**Industry:** CONSTRUCTION**Machine Size:** SSL**Attachment Size:** 72" GRAPPLE RAKE**Description:** 72" ROOT RAKE GRAPPLE **PLUG AND PLAY** WITH 84" HOSE KIT**103820 (#IS1915-025-34)****(not including Freight) \$6,444.00****Manufacturer** PALADIN**Industry:** CONSTRUCTION**Machine Size:** SSL**Attachment Size:** 78" GRAPPLE RAKE**Description:** 78" ROOT RAKE GRAPPLE **PLUG AND PLAY** WITH 84" HOSE KIT**103830 (#IS1557-025-34)****(not including Freight) \$6,798.00****Manufacturer** PALADIN**Industry:** CONSTRUCTION**Machine Size:** SSL**Attachment Size:** 84" GRAPPLE RAKE**Description:** 84" ROOT RAKE GRAPPLE **PLUG AND PLAY** WITH 84" HOSE KIT**812500 (#IS0628-023-02)****(not including Freight) \$4,085.00****Manufacturer** WORKSAVER INC.**Industry:** CONSTRUCTION**Machine Size:** SSL**Attachment Size:** 84" GRAPPLE RAKE**Description:** Skid steer brush grapple with two upper clamps 84-inches wide**GRAPPLE SCRAP MINI SKID STEER****107147 (#IS2250-025-34)****(not including Freight) \$2,143.00****Manufacturer** PALADIN**Industry:** CONSTRUCTION**Machine Size:** MINI**Attachment Size:** 36" WORKING WIDTH**Description:** 36" SCRAP GRAPPLE mini universal mount, flat face couplers **PLUG & PLAY**

107148 (#IS2249-025-34)**Manufacturer** PALADIN**Machine Size:** MINI**Description:** 42" SCRAP GRAPPLE mini universal mount, flat face couplers**PLUG & PLAY****(not including Freight) \$2,200.00****Industry:** CONSTRUCTION**Attachment Size:** 42" WORKING WIDTH**116703 (#IS2248-025-34)****Manufacturer** PALADIN**Machine Size:** MINI**Description:** 48" MINI SCRAP GRAPPLE mini universal, flat face couplers** PLUG & PLAY****(not including Freight) \$2,348.00****Industry:** CONSTRUCTION**Attachment Size:** 48" WORKING WIDTH**GRAPPLE WHEEL LOADER****125RRH-96 (#IS2053-032-54)****Manufacturer** NM ATTACHMENTS**Machine Size:** WHEEL LOADER CLASS 125**Description:** 96" Wide, 13.5" Tine Spacing, 8 tines, Hydraulic Grapple **MUST SPECIFY MOUNT****(not including Freight) \$16,157.99****Industry:** CONSTRUCTION**Attachment Size:** 96" Wide**150RRH-105 (#IS2315-032-54)****Manufacturer** NM ATTACHMENTS**Machine Size:** WHEEL LOADER CLASS 175**Description:** 105" Wide, 13.5" Tine Spacing, 8 tines, Hydraulic Grapple **MUST SPECIFY MOUNT****(not including Freight) \$18,648.00****Industry:** CONSTRUCTION**Attachment Size:** 105" WORKING WIDTH**175RRH-105 (#IS2316-032-54)****Manufacturer** NM ATTACHMENTS**Machine Size:** WHEEL LOADER CLASS 175**Description:** 105" Wide, 13.5" Tine Spacing, 8 tines, Hydraulic Grapple **MUST SPECIFY MOUNT****(not including Freight) \$19,127.00****Industry:** CONSTRUCTION**Attachment Size:** 105" WORKING WIDTH**GRAVEL SMOOTHER****L4 (#IS2380-024-28)****Manufacturer** HOELSCHER INC.**Machine Size:** ATV**Description:** LITTLE SPIKE 48"**(not including Freight) \$2,225.00****Industry:** AGRICULTURAL**Attachment Size:** 48" WORKING WIDTH**L5 (#IS2381-024-28)****Manufacturer** HOELSCHER INC.**Machine Size:** ATV**Description:** LITTLE SPIKE 60"**(not including Freight) \$2,375.00****Industry:** AGRICULTURAL**Attachment Size:** 60" WORKING WIDTH**L6 (#IS2382-024-28)****Manufacturer** HOELSCHER INC.**Machine Size:** ATV**Description:** LITTLE SPIKE 72"**(not including Freight) \$2,525.00****Industry:** AGRICULTURAL**Attachment Size:** 72" WORKING WIDTH**HAMMER EXCAVATOR****R100 (#IS0262-035-15)****Manufacturer** ARROWHEAD ROCKDRILL**Machine Size:** 28660LBS-35475LBS (26GPM-37GPM)**Description:** EXCAVATOR HAMMER***MUST SPECIFY MOUNT*****(not including Freight) \$22,469.00****Industry:** CONSTRUCTION**Attachment Size:** 2200 FT LB CLASS**R120 (#IS0263-035-15)****Manufacturer** ARROWHEAD ROCKDRILL**Machine Size:** 35275LBS-46,300LBS (24GPM-40GPM)**Description:** EXCAVATOR HAMMER***MUST SPECIFY MOUNT*****(not including Freight) \$31,647.00****Industry:** CONSTRUCTION**Attachment Size:** 3000 FT LB CLASS

R140 (#IS0264-035-15)**(not including Freight) \$47,470.00**

Manufacturer: ARROWHEAD ROCKDRILL
Machine Size: 44095LBS-63935LBS (34GPM-53GPM)
Description: EXCAVATOR HAMMER***MUST SPECIFY MOUNT***

Industry: CONSTRUCTION
Attachment Size: 4000 FT LB CLASS

R40 (#IS0255-035-15)**(not including Freight) \$5,380.00**

Manufacturer: ARROWHEAD ROCKDRILL
Machine Size: 1560LBS-2250LBS (4GPM-7GPM)
Description: EXCAVATOR HAMMER***MUST SPECIFY MOUNT***

Industry: CONSTRUCTION
Attachment Size: 200 FT LB CLASS

R45 (#IS0256-035-15)**(not including Freight) \$6,013.00**

Manufacturer: ARROWHEAD ROCKDRILL
Machine Size: 2250LBS-6750LBS (5GPM-10GPM)
Description: EXCAVATOR HAMMER***MUST SPECIFY MOUNT***

Industry: CONSTRUCTION
Attachment Size: 250 FT LB CLASS

R55 (#IS0257-035-15)**(not including Freight) \$7,912.00**

Manufacturer: ARROWHEAD ROCKDRILL
Machine Size: 4450LBS-8890LBS (8GPM-13GPM)
Description: EXCAVATOR HAMMER***MUST SPECIFY MOUNT***

Industry: CONSTRUCTION
Attachment Size: 450 FT LB CLASS

R65 (#IS0258-035-15)**(not including Freight) \$8,861.00**

Manufacturer: ARROWHEAD ROCKDRILL
Machine Size: 5600LBS-11,000LBS (8GPM-16GPM)
Description: EXCAVATOR HAMMER***MUST SPECIFY MOUNT***

Industry: CONSTRUCTION
Attachment Size: 600 FT LB CLASS

R70 (#IS0259-035-15)**(not including Freight) \$9,809.00**


Manufacturer: ARROWHEAD ROCKDRILL
Machine Size: 8200LBS-16,800LBS (12GP,-21GPM)
Description: EXCAVATOR HAMMER***MUST SPECIFY MOUNT***

Industry: CONSTRUCTION
Attachment Size: 750 FT LB CLASS

R75 (#IS0260-035-15)**(not including Freight) \$11,077.00**

Manufacturer: ARROWHEAD ROCKDRILL
Machine Size: 9000LBS-18,700LBS (14GPM-26GPM)
Description: EXCAVATOR HAMMER***MUST SPECIFY MOUNT***

Industry: CONSTRUCTION
Attachment Size: 1000 FT LB CLASS

R90 (#IS0261-035-15)**(not including Freight) \$17,089.00**

Manufacturer: ARROWHEAD ROCKDRILL
Machine Size: 17640LBS-28660LBS (24GPM-32GPM)
Description: EXCAVATOR HAMMER***MUST SPECIFY MOUNT***

Industry: CONSTRUCTION
Attachment Size: 1475 FT LB CLASS

HAMMER MINI SKID STEER**E480 (#IS1834-035-15)****(not including Freight) \$6,327.00**

Manufacturer: ARROWHEAD ROCKDRILL
Machine Size: 2500LBS-6600LBS (8GPM-13GPM)
Description: MINI HAMMER

Industry: CONSTRUCTION
Attachment Size: 250 FT LB CLASS

HAMMER SKID STEER**E680 (#IS1022-035-15)****(not including Freight) \$8,070.00**

Manufacturer: ARROWHEAD ROCKDRILL
Machine Size: 6600LBS-13,200LBS (13GPM-21GPM)
Description: SKID STEER HAMMER

Industry: CONSTRUCTION
Attachment Size: 750 FT LB CLASS

E780 (#IS1805-035-15)

Manufacturer: ARROWHEAD ROCKDRILL
Machine Size: 13,200LBS-22,000LBS (21gpm-32gpm)
Description: SKID STEER HAMMER

(not including Freight) \$10,602.00

Industry: CONSTRUCTION
Attachment Size: 1000 FT LB CLASS

HARDSCAPE GRAPPLE MINI SKID STEER**23548-0961 (#IS2224-025-34)**

Manufacturer: PALADIN
Machine Size: MINI
Description: HARDSCAPE GRAPPLE

(not including Freight) \$2,091.00

Industry: CONSTRUCTION
Attachment Size: HARDSCAPE GRAPPLE

HARLEY RAKE MINI SKID STEER**22748H-0961 (#IS2227-025-34)**

Manufacturer: PALADIN
Machine Size: MINI
Description: D4H (hydraulic angle with diverter valve) 48" HARLEY RAKE**PLUG & PLAY**

(not including Freight) \$8,887.00

Industry: CONSTRUCTION
Attachment Size: 48" WORKING WIDTH

22748H3-096 (#IS2228-025-34)

Manufacturer: PALADIN
Machine Size: MINI
Description: D4H3 (hydraulic angle without diverter valve) 48" HARLEY RAKE**PLUG & PLAY**

(not including Freight) \$7,519.00

Industry: CONSTRUCTION
Attachment Size: 48" WORKING WIDTH

22748M-0961 (#IS2226-025-34)

Manufacturer: PALADIN
Machine Size: MINI
Description: D4M (manual angle) HARLEY RAKE**PLUG & PLAY**

(not including Freight) \$7,263.00

Industry: CONSTRUCTION
Attachment Size: 48" WORKING WIDTH

360500 (#IS0655-023-02)

Manufacturer: WORKSAVER INC.
Machine Size: MINI
Description: 3-ft Powered Landscape Rake Unv. "mini" skid mount, carbide rotor, side shield, gauge wheel**PLUG & PLAY**

(not including Freight) \$5,515.00

Industry: CONSTRUCTION
Attachment Size: 36" WIDE

360505 (#IS0656-023-02)

Manufacturer: WORKSAVER INC.
Machine Size: MINI
Description: 4-ft Powered Landscape Rake Unv. "mini" skid mount, carbide rotor, side shield, gauge wheel**PLUG & PLAY**

(not including Freight) \$6,110.00

Industry: CONSTRUCTION
Attachment Size: 48" WIDE

360550 (#IS0659-023-02)

Manufacturer: WORKSAVER INC.
Machine Size: MINI KANGA
Description: 3-ft Powered Landscape Rake Kanga Kid mount, carbide rotor, side shield, gauge wheel**PLUG & PLAY**

(not including Freight) \$5,515.00

Industry: CONSTRUCTION
Attachment Size: 36" WIDE

360555 (#IS0660-023-02)

Manufacturer: WORKSAVER INC.
Machine Size: MINI KANGA
Description: 4-ft Powered Landscape Rake Kanga Kid mount, carbide rotor, side shield, gauge wheel**PLUG & PLAY**

(not including Freight) \$6,110.00

Industry: CONSTRUCTION
Attachment Size: 48" WIDE

360600 (#IS0664-023-02)

Manufacturer: WORKSAVER INC.
Machine Size: MINI
Description: 4-ft Powered Landscape Rake Unv. "mini" skid mount, carbide rotor, side shields, gauge wheels**PLUG & PLAY**

(not including Freight) \$7,705.00

Industry: CONSTRUCTION
Attachment Size: 48" WIDE

360605 (#IS0665-023-02)**(not including Freight) \$8,235.00****Manufacturer** WORKSAVER INC.**Industry:** CONSTRUCTION**Machine Size:** MINI**Attachment Size:** 60" WIDE**Description:** 5-ft Powered Landscape Rake Unv. "mini" skid mount, carbide rotor, side shields, gauge wheels**PLUG & PLAY****360610 (#IS0666-023-02)****(not including Freight) \$8,895.00****Manufacturer** WORKSAVER INC.**Industry:** CONSTRUCTION**Machine Size:** MINI**Attachment Size:** 72" WIDE**Description:** 6-ft Powered Landscape Rake Unv. "mini" skid mount, carbide rotor, side shields, gauge wheels**PLUG & PLAY****360700 (#IS0670-023-02)****(not including Freight) \$7,920.00****Manufacturer** WORKSAVER INC.**Industry:** CONSTRUCTION**Machine Size:** MINI BOBCAT**Attachment Size:** 48" WIDE**Description:** 4-ft Powered Landscape Rake Bobcat MT mount, carbide rotor, side shield, gauge wheels**PLUG & PLAY****360705 (#IS0671-023-02)****(not including Freight) \$8,455.00****Manufacturer** WORKSAVER INC.**Industry:** CONSTRUCTION**Machine Size:** MINI BOBCAT**Attachment Size:** 60" WIDE**Description:** 5-ft Powered Landscape Rake Bobcat MT mount, carbide rotor, side shield, gauge wheels**PLUG & PLAY****360715 (#IS0672-023-02)****(not including Freight) \$9,120.00****Manufacturer** WORKSAVER INC.**Industry:** CONSTRUCTION**Machine Size:** MINI BOBCAT**Attachment Size:** 72" WIDE**Description:** 6-ft Powered Landscape Rake Bobcat MT mount, carbide rotor, side shield, gauge wheels**PLUG & PLAY****M4H (#IS2457-025-34)****(not including Freight) \$9,069.00****Manufacturer** PALADIN**Industry:** CONSTRUCTION**Machine Size:** MINI**Attachment Size:** 48" WORKING WIDTH**Description:** D4M (hydraulic angle) HARLEY RAKE**PLUG & PLAY****M4M (#IS2456-025-34)****(not including Freight) \$8,092.00****Manufacturer** PALADIN**Industry:** CONSTRUCTION**Machine Size:** MINI**Attachment Size:** 48" WORKING WIDTH**Description:** M4M (manual angle) HARLEY RAKE**PLUG & PLAY****HARLEY RAKE SKID STEER****360570 (#IS0683-023-02)****(not including Freight) \$9,945.00****Manufacturer** WORKSAVER INC.**Industry:** CONSTRUCTION**Machine Size:** SSL**Attachment Size:** 72" WIDE**Description:** 72" POWER RAKE- CARBIDE ROTOR- MANUAL ANGLE**PLUG AND PLAY****360575 (#IS0684-023-02)****(not including Freight) \$10,470.00****Manufacturer** WORKSAVER INC.**Industry:** CONSTRUCTION**Machine Size:** SSL**Attachment Size:** 84" WIDE**Description:** 84" POWER RAKE- CARBIDE ROTOR- MANUAL ANGLE**PLUG AND PLAY****360580 (#IS0685-023-02)****(not including Freight) \$11,260.00****Manufacturer** WORKSAVER INC.**Industry:** CONSTRUCTION**Machine Size:** SSL**Attachment Size:** 96" WIDE**Description:** 96" POWER RAKE- CARBIDE ROTOR- MANUAL ANGLE**PLUG AND PLAY****LAF5672-0022 (#IS1565-025-34)****(not including Freight) \$9,026.00****Manufacturer** PALADIN**Industry:** CONSTRUCTION**Machine Size:** SSL**Attachment Size:** 72" WORKING WIDTH**Description:** 72" HARLEY RAKE MANUAL ANGLE **PLUG AND PLAY**

M5F-0022/28-10754 (#IS2166-025-34)**(not including Freight) \$7,737.00****Manufacturer:** PALADIN**Industry:** CONSTRUCTION**Machine Size:** SSL**Attachment Size:** 5' WORKING WIDTH**Description:** 5' MANUAL ANGLE HARLEY POWER BOX RAKE FOR SKID-STEER LOADERS **PLUG & PLAY****M5H-0022/28-10754 (#IS2167-025-34)****(not including Freight) \$9,793.00****Manufacturer:** PALADIN**Industry:** CONSTRUCTION**Machine Size:** SSL**Attachment Size:** 5' WORKING WIDTH**Description:** 5' HYDRAULIC ANGLE HARLEY POWER BOX RAKE FOR SKID-STEER LOADERS**PLUG & PLAY****M6H-0022/28-10754 (#IS2169-025-34)****(not including Freight) \$11,227.00****Manufacturer:** PALADIN**Industry:** CONSTRUCTION**Machine Size:** SSL**Attachment Size:** 6' WORKING WIDTH**Description:** 6' HYDRAULIC ANGLE HARLEY POWER BOX RAKE FOR SKID-STEER LOADERS**PLUG & PLAY****M6M-0022/28-10754 (#IS2168-025-34)****(not including Freight) \$10,232.00****Manufacturer:** PALADIN**Industry:** CONSTRUCTION**Machine Size:** SSL**Attachment Size:** 6' WORKING WIDTH**Description:** 6' MANUAL ANGLE HARLEY POWER BOX RAKE FOR SKID-STEER LOADERS**PLUG & PLAY****MX7H-0022 (#IS2171-025-34)****(not including Freight) \$11,852.00****Manufacturer:** PALADIN**Industry:** CONSTRUCTION**Machine Size:** SSL**Attachment Size:** 7' WORKING WIDTH**Description:** 7' HYDRAULIC ANGLE HARLEY POWER BOX RAKE FOR SKID-STEER LOADERS**PLUG & PLAY****MX7M-0022/28-10754 (#IS2170-025-34)****(not including Freight) \$10,605.00****Manufacturer:** PALADIN**Industry:** CONSTRUCTION**Machine Size:** SSL**Attachment Size:** 7' WORKING WIDTH**Description:** 7' MANUAL ANGLE HARLEY POWER BOX RAKE FOR SKID-STEER LOADERS**PLUG & PLAY****MX8H-0022/28-10754 (#IS2173-025-34)****(not including Freight) \$12,724.00****Manufacturer:** PALADIN**Industry:** CONSTRUCTION**Machine Size:** SSL**Attachment Size:** 8' WORKING WIDTH**Description:** 8' HYDRAULIC ANGLE HARLEY POWER BOX RAKE FOR SKID-STEER LOADERS**PLUG & PLAY****MX8M-0022/28-10754 (#IS2172-025-34)****(not including Freight) \$11,478.00****Manufacturer:** PALADIN**Industry:** CONSTRUCTION**Machine Size:** SSL**Attachment Size:** 8' WORKING WIDTH**Description:** 8' MANUAL ANGLE HARLEY POWER BOX RAKE FOR SKID-STEER LOADERS**PLUG & PLAY****HARLEY RAKE TRACTOR****360800 (#IS0692-023-02)****(not including Freight) \$7,915.00****Manufacturer:** WORKSAVER INC.**Industry:** CONSTRUCTION**Machine Size:** 3PT 20HP-40HP**Attachment Size:** 5' WORKING WIDTH**Description:** 5-ft PTO Powered Landscape Rake 3-pt mounted. Carbide rotor, side shields, gauge wheels, slip clutch protection, **MANUAL ANGLE****360805 (#IS0693-023-02)****(not including Freight) \$8,455.00****Manufacturer:** WORKSAVER INC.**Industry:** CONSTRUCTION**Machine Size:** 3PT 20HP-40HP**Attachment Size:** 6' WORKING WIDTH**Description:** 6-ft PTO Powered Landscape Rake 3-pt mounted. Carbide rotor, side shields, gauge wheels, slip clutch protection **MANUAL ANGLE**

360810 (#IS0694-023-02)**Manufacturer** WORKSAVER INC.**Machine Size:** 3PT 20HP-40HP**Description:**

7-ft PTO Powered Landscape Rake 3-pt mounted. Carbide rotor, side shields, gauge wheels, slip clutch protection. **MANUAL ANGLE**

(not including Freight) \$9,105.00**Industry:** CONSTRUCTION**Attachment Size:** 7' WORKING WIDTH**360815 (#IS0695-023-02)****Manufacturer** WORKSAVER INC.**Machine Size:** 3PT 20HP-40HP**Description:**

5-ft PTO Powered Landscape Rake 3-pt mounted, Sabre rotor, side shields, gauge wheels, slip clutch protection. **MANUAL ANGLE**

(not including Freight) \$7,350.00**Industry:** CONSTRUCTION**Attachment Size:** 5' WORKING WIDTH**360820 (#IS0696-023-02)****Manufacturer** WORKSAVER INC.**Machine Size:** 3PT 20HP-40HP**Description:**

6-ft PTO Powered Landscape Rake 3-pt mounted, Sabre rotor, side shields, gauge wheels, slip clutch protection. **MANUAL ANGLE**

(not including Freight) \$7,875.00**Industry:** CONSTRUCTION**Attachment Size:** 6' WORKING WIDTH**360825 (#IS0697-023-02)****Manufacturer** WORKSAVER INC.**Machine Size:** 3PT 20HP-40HP**Description:**

7-ft PTO Powered Landscape Rake 3-pt mounted, Sabre rotor, side shields, gauge wheels, slip clutch protection. **MANUAL ANGLE**

(not including Freight) \$8,335.00**Industry:** CONSTRUCTION**Attachment Size:** 7' WORKING WIDTH**360870 (#IS0700-023-02)****Manufacturer** WORKSAVER INC.**Machine Size:** 3PT 35HP-75HP**Description:**

6-ft PTO Powered HD Landscape rake 3-pt mounted manual angle Carbide Aggressor rotor, side shields gauge wheels, slip clutch. **MANUAL ANGLE**

(not including Freight) \$10,050.00**Industry:** CONSTRUCTION**Attachment Size:** 6' WORKING WIDTH**360875 (#IS0701-023-02)****Manufacturer** WORKSAVER INC.**Machine Size:** 3PT 35HP-75HP**Description:**

7-ft PTO Powered HD Landscape rake 3-pt mounted manual angle Carbide Aggressor rotor, side shields gauge wheels, slip clutch. **MANUAL ANGLE**

(not including Freight) \$10,680.00**Industry:** CONSTRUCTION**Attachment Size:** 7' WORKING WIDTH**360880 (#IS0702-023-02)****Manufacturer** WORKSAVER INC.**Machine Size:** 3PT 35HP-75HP**Description:**

8-ft PTO Powered HD Landscape rake 3-pt mounted manual angle Carbide Aggressor rotor, side shields gauge wheels, slip clutch. **MANUAL ANGLE**

(not including Freight) \$11,300.00**Industry:** CONSTRUCTION**Attachment Size:** 8' WORKING WIDTH**360885 (#IS0703-023-02)****Manufacturer** WORKSAVER INC.**Machine Size:** 3PT 35HP-75HP**Description:**

6-ft PTO Powered HD Landscape rake 3-pt mounted manual angle Sabre Tooth rotor (2" composite metal tooth), side shields gauge wheels and slip clutch. **MANUAL ANGLE**

(not including Freight) \$9,485.00**Industry:** CONSTRUCTION**Attachment Size:** 6' WORKING WIDTH**360890 (#IS0704-023-02)****Manufacturer** WORKSAVER INC.**Machine Size:** 3PT 35HP-75HP**Description:**

7-ft PTO Powered HD Landscape rake 3-pt mounted manual angle Sabre Tooth rotor (2" composite metal tooth), side shields gauge wheels and slip clutch. **MANUAL ANGLE**

(not including Freight) \$10,120.00**Industry:** CONSTRUCTION**Attachment Size:** 7' WORKING WIDTH**360895 (#IS0705-023-02)****Manufacturer** WORKSAVER INC.**Machine Size:** 3PT 35HP-75HP**Description:**



8-ft PTO Powered HD Landscape rake 3-pt mounted manual angle Sabre Tooth rotor (2" composite metal tooth), side shields gauge wheels and slip clutch. **MANUAL ANGLE**

(not including Freight) \$10,660.00**Industry:** CONSTRUCTION**Attachment Size:** 8' WORKING WIDTH**T6 (#IS1990-025-34)****Manufacturer** PALADIN**Machine Size:** 30HP-40HP**Description:**

PTO PowerRake - PTO Drive (MANUAL ANGLE)

(not including Freight) \$10,605.00**Industry:** AGRICULTURAL**Attachment Size:** 72" WORKING WIDTH

T6 (#IS1991-025-34)**(not including Freight) \$10,605.00****Manufacturer:** PALADIN**Industry:** CONSTRUCTION**Machine Size:** 30HP-40HP**Attachment Size:** 72" WORKING WIDTH**Description:** PTO PowerRake - PTO Drive (HYDRAULIC ANGLE)**TM-4 (#IS1986-025-34)****(not including Freight) \$8,233.00****Manufacturer:** PALADIN**Industry:** CONSTRUCTION**Machine Size:** 15HP-22HP**Attachment Size:** 48" WORKING WIDTH**Description:** PTO PowerRake - PTO Drive (MANUAL ANGLE)**TM-4 (#IS1987-025-34)****(not including Freight) \$8,233.00****Manufacturer:** PALADIN**Industry:** CONSTRUCTION**Machine Size:** 15HP-22HP**Attachment Size:** 48" WORKING WIDTH**Description:** PTO PowerRake - PTO Drive (HYDRAULIC ANGLE)**TM-5 (#IS1988-025-34)****(not including Freight) \$9,482.00****Manufacturer:** PALADIN**Industry:** CONSTRUCTION**Machine Size:** 18HP-32-HP**Attachment Size:** 60" WORKING WIDTH**Description:** PTO PowerRake - PTO Drive (MANUAL ANGLE)**TM-5 (#IS1989-025-34)****(not including Freight) \$9,482.00****Manufacturer:** PALADIN**Industry:** CONSTRUCTION**Machine Size:** 18HP-32HP**Attachment Size:** 60" WORKING WIDTH**Description:** PTO PowerRake - PTO Drive (HYDRAULIC ANGLE)**TM-7 (#IS1992-025-34)****(not including Freight) \$11,976.00****Manufacturer:** PALADIN**Industry:** CONSTRUCTION**Machine Size:** 42HP-80HP**Attachment Size:** 84" Working Width**Description:** PTO PowerRake - PTO Drive (HYDRAULIC ANGLE)**TM-8 (#IS1993-025-34)****(not including Freight) \$12,474.00****Manufacturer:** PALADIN**Industry:** CONSTRUCTION**Machine Size:** 42HP-80HP**Attachment Size:** 96" Working Width**Description:** PTO PowerRake - PTO Drive (HYDRAULIC ANGLE)**HAY HANDLING TOOLS****831000 (#IS0599-023-02)****(not including Freight) \$2,260.00****Manufacturer:** WORKSAVER INC.**Industry:** AGRICULTURAL**Machine Size:** 3PT**Attachment Size:** 2,200 LB MAX**Description:** 3-pt mounted hydraulically driven bale spin off for Cat. I / II size tractors. Requires 8-10 gpm of hydraulic flow. Tapered forged spear. 2,200 lb. capacity**831020 (#IS0601-023-02)****(not including Freight) \$3,010.00****Manufacturer:** WORKSAVER INC.**Industry:** AGRICULTURAL**Machine Size:** TRACTOR**Attachment Size:** 2,200 LB MAX**Description:** Front Loader mounted hyd. driven bale spin off. Requires 8-10 gpm of hydraulic flow**MUST SPECIFY MOUNT****831030 (#IS0602-023-02)****(not including Freight) \$2,710.00****Manufacturer:** WORKSAVER INC.**Industry:** AGRICULTURAL**Machine Size:** SSL**Attachment Size:** 2,200 LB MAX**Description:** Skid Steer mounted hydraulically driven bale spin off. Requires 8-10 gpm of hydraulic flow. Designed to interface with "universal" skid steer quick-attach system. 2,200 capacity.**831340 (#IS0536-023-02)****(not including Freight) \$1,045.00****Manufacturer:** WORKSAVER INC.**Industry:** AGRICULTURAL**Machine Size:** 3PT**Attachment Size:** 2,000 LB MAX**Description:** 2,000 Lb. 3-pt. Hay Handler/Unroller for 4' to 6' Bales (Cat. I, II, II Quick Hitch, III Narrow) (Use 2.5" x 8" Hydraulic Cylinder only - Not Included) Quick Hitch compatible.

833360 (#IS0563-023-02)**Manufacturer:** WORKSAVER INC.**Machine Size:** TRACTOR**Description:** 4,000 lb. Rectangular bale handler. Will handle two 4'x4'x8' bales or three 3'x3'x8' bales. Designed for larger tractor loaders. Optional quick attach brackets available MUST SPECIFY MOUNTS**(not including Freight) \$6,190.00****Industry:** AGRICULTURAL**Attachment Size:** 4,000 LB MAX**833370 (#IS0565-023-02)****Manufacturer:** WORKSAVER INC.**Machine Size:** SSL**Description:** 4,000 lbs. Rectangular bale handler. Skid Steer mount. Will handle two 4'x4'x8' bales**(not including Freight) \$6,055.00****Industry:** AGRICULTURAL**Attachment Size:** 4,000 LB MAX**833375 (#IS0564-023-02)****Manufacturer:** WORKSAVER INC.**Machine Size:** TRACTOR**Description:** 4,000 lbs. Rectangular bale handler. Euro/Global mount. Will handle two 4'x4'x8' bales**(not including Freight) \$6,055.00****Industry:** AGRICULTURAL**Attachment Size:** 4,000 LB MAX**HAY RAKE BASKET RAKE****1090/HR-1090-GW (#IS2498-023-32)****Manufacturer:** NORTHSTAR ATTACHMENTS**Machine Size:** TRACTOR**Description:** LONESTAR SINGLE BASKET RAKE LEFT HAND DELIVERY**(not including Freight) \$11,375.00****Industry:** AGRICULTURAL**Attachment Size:** 9'3" WORKING WIDTH**1091/HR-1090-GW (#IS2499-023-32)****Manufacturer:** NORTHSTAR ATTACHMENTS**Machine Size:** TRACTOR**Description:** LONESTAR SINGLE BASKET RAKE RIGHT HAND DELIVERY**(not including Freight) \$11,375.00****Industry:** AGRICULTURAL**Attachment Size:** 9'3" WORKING WIDTH**2027G2-7/5612-G3/5612-G3 (#IS2537-023-32)****Manufacturer:** NORTHSTAR ATTACHMENTS**Machine Size:** TRACTOR**Description:** TWINSTAR G2 HAY RAKE – 7-BAR SERIES**(not including Freight) \$37,483.00****Industry:** AGRICULTURAL**Attachment Size:** 27' WORKING WIDTH**2027G3-7/5612-G3/5712-G3 (#IS2539-023-32)****Manufacturer:** NORTHSTAR ATTACHMENTS**Machine Size:** TRACTOR**Description:** TWINSTAR G3 HAY RAKE – 7-BAR**(not including Freight) \$38,816.00****Industry:** AGRICULTURAL**Attachment Size:** 27' WORKING WIDTH**2030G2-7/5612-G3/5712-G3 (#IS2538-023-32)****Manufacturer:** NORTHSTAR ATTACHMENTS**Machine Size:** TRACTOR**Description:** TWINSTAR G2 HAY RAKE – 7-BAR SERIES**(not including Freight) \$38,566.00****Industry:** AGRICULTURAL**Attachment Size:** 30' WORKING WIDTH**2030G3-6/5612-G3/5612-G3 (#IS2536-023-32)****Manufacturer:** NORTHSTAR ATTACHMENTS**Machine Size:** TRACTOR**Description:** TWINSTAR G3 HAY RAKES, 6-BAR SERIES**(not including Freight) \$39,150.00****Industry:** AGRICULTURAL**Attachment Size:** 30' WORKING WIDTH**2030G3-7/5612-G3/5712-G3 (#IS2540-023-32)****Manufacturer:** NORTHSTAR ATTACHMENTS**Machine Size:** TRACTOR**Description:** TWINSTAR G3 HAY RAKE – 7-BAR**(not including Freight) \$39,983.00****Industry:** AGRICULTURAL**Attachment Size:** 30' WORKING WIDTH**HAY RAKE INLINE RAKE**

802.156 (#IS1769-025-40)

Manufacturer: SITREX
Machine Size:
Description: MX8 EXPLORER "V" RAKES with Ratchet Rear Opener

(not including Freight) \$11,177.00

Industry: AGRICULTURAL
Attachment Size: 17'5" WORKING WIDTH

802.157 (#IS1779-025-40)

Manufacturer: SITREX
Machine Size:
Description: MX10 EXPLORER "V" RAKES with Ratchet Rear Opener

(not including Freight) \$11,842.00

Industry: AGRICULTURAL
Attachment Size: 20'5" WORKING WIDTH

802.158 (#IS1780-025-40)

Manufacturer: SITREX
Machine Size:
Description: MX12 EXPLORER "V" RAKES with Ratchet Rear Opener

(not including Freight) \$14,220.00

Industry: AGRICULTURAL
Attachment Size: 23'3" WORKING WIDTH

802.500 (#IS2450-025-40)

Manufacturer: SITREX
Machine Size:
Description: TR11-S HAY RAKE PULL TYPE

(not including Freight) \$12,210.00


Industry: AGRICULTURAL
Attachment Size: 21'3" WORKING WIDTH

802.501 (#IS2451-025-40)

Manufacturer: SITREX
Machine Size:
Description: TR13-S HAY RAKE PULL TYPE hydraulic shift for transport

(not including Freight) \$13,938.00

Industry: AGRICULTURAL
Attachment Size: 24'7" WORKING WIDTH

802.550 (#IS2446-025-40)

Manufacturer: SITREX
Machine Size:
Description: TR 6-S HAY RAKE PULL TYPE

(not including Freight) \$6,056.00

Industry: AGRICULTURAL
Attachment Size: 13'2" WORKING WIDTH

802.551 (#IS2447-025-40)

Manufacturer: SITREX
Machine Size: TRACTOR
Description: TR 7-S HAY RAKE PULL TYPE

(not including Freight) \$6,456.00

Industry: AGRICULTURAL
Attachment Size: 14'9" WORKING WIDTH

802.552 (#IS2448-025-40)

Manufacturer: SITREX
Machine Size: TRACTOR
Description: TR 8-S HAY RAKE PULL TYPE

(not including Freight) \$6,605.00

Industry: AGRICULTURAL
Attachment Size: 16'5" WORKING WIDTH

802.553 (#IS2449-025-40)

Manufacturer: SITREX
Machine Size: TRACTOR
Description: TR 9-S HAY RAKE PULL TYPE

(not including Freight) \$7,600.00

Industry: AGRICULTURAL
Attachment Size: 18' WORKING WIDTH

802.600 (#IS1647-025-40)

Manufacturer: SITREX
Machine Size:
Description: MKE10 MAGNUM EVOLUTION "V" RAKES ratchet rear opening adjustment

(not including Freight) \$14,857.00

Industry: AGRICULTURAL
Attachment Size: 21'3" WORKING WIDTH

802.601 (#IS1648-025-40)

Manufacturer: SITREX
Machine Size:
Description: MAGNUM EVOLUTION "V" RAKES ratchet rear opening adjustment

(not including Freight) \$15,863.00

Industry: AGRICULTURAL
Attachment Size: 25'7" WORKING WIDTH

802.602 (#IS1649-025-40)**Manufacturer** SITREX**Machine Size:****Description:** MKE14 MAGNUM EVOLUTION "V" RAKES rachet rear opening adjustment**(not including Freight) \$19,824.00****Industry:** AGRICULTURAL**Attachment Size:** 28'5" WORKING WIDTH**802.603 (#IS1650-025-40)****Manufacturer** SITREX**Machine Size:****Description:** MKE16 MAGNUM EVOLUTION "V" RAKES rachet rear opening adjustment**(not including Freight) \$20,554.00****Industry:** AGRICULTURAL**Attachment Size:** 32'8" WORKING WIDTH**802.629 (#IS1651-025-40)****Manufacturer** SITREX**Machine Size:****Description:** MKE18 MAGNUM EVOLUTION "V" RAKES rachet rear opening adjustment**(not including Freight) \$26,156.00****Industry:** AGRICULTURAL**Attachment Size:** 34'5" WORKING WIDTH**802.630 (#IS1652-025-40)****Manufacturer** SITREX**Machine Size:****Description:** MKE20 MAGNUM EVOLUTION "V" RAKES**(not including Freight) \$26,337.00****Industry:** AGRICULTURAL**Attachment Size:** 38'3" WORKING WIDTH**HAY RAKE ROTARY RAKE****802.063 (#IS2467-025-40)****Manufacturer** SITREX**Machine Size:****Description:** SR420/11H PULL TYPE**(not including Freight) \$12,381.00****Industry:** AGRICULTURAL**Attachment Size:** 13'9" WORKING WIDTH**802.075 (#IS2022-025-40)****Manufacturer** SITREX**Machine Size:****Description:** SR 350/9 ROTARY RAKE 3PT HITCH**(not including Freight) \$7,065.00****Industry:** AGRICULTURAL**Attachment Size:** 11'6" WORKING WIDTH**802.150 (#IS2023-025-40)****Manufacturer** SITREX**Machine Size:** 3PT HITCH**Description:** SR 420/11 ROTARY RAKE**(not including Freight) \$9,273.00****Industry:** AGRICULTURAL**Attachment Size:** 13'9" WORKING WIDTH**HAY RAKE V RAKE****802.007 (#IS1764-025-40)****Manufacturer** SITREX**Machine Size:****Description:** H90 V10 10 WHEEL RAKE**(not including Freight) \$5,195.00****Industry:** AGRICULTURAL**Attachment Size:** 23' WORKING WIDTH**802.002 (#IS1765-025-40)****Manufacturer** SITREX**Machine Size:****Description:** H90 V12 12 WHEEL RAKE**(not including Freight) \$5,977.00****Industry:** AGRICULTURAL**Attachment Size:** 23' WORKING WIDTH**802.006 (#IS1763-025-40)****Manufacturer** SITREX**Machine Size:****Description:** H90 V8 8 WHEEL RAKE**(not including Freight) \$4,675.00****Industry:** AGRICULTURAL**Attachment Size:** 20' WORKING WIDTH

802.352 (#IS1643-025-40)

Manufacturer: SITREX
Machine Size:
Description: QR8 8 WHEEL RAKE QR RAKE

(not including Freight) \$6,520.00

Industry: AGRICULTURAL
Attachment Size: 18' WORKING WIDTH

802.353 (#IS1735-025-40)

Manufacturer: SITREX
Machine Size:
Description: QR10 10 WHEEL RAKE QR RAKE

(not including Freight) \$7,208.00

Industry: AGRICULTURAL
Attachment Size: 21' WORKING WIDTH

802.354 (#IS1736-025-40)

Manufacturer: SITREX
Machine Size:
Description: QR12 12 WHEEL RAKE QR RAKE

(not including Freight) \$8,359.00


Industry: AGRICULTURAL
Attachment Size: 24'6" WORKING WIDTH

802.357 (#IS2024-025-40)

Manufacturer: SITREX
Machine Size:
Description: SR 320/8 ROTARY RAKE

(not including Freight) \$6,213.00


Industry: AGRICULTURAL
Attachment Size: 10'6" WORKING WIDTH

802.691/250.430 (#IS1767-025-40)

Manufacturer: SITREX
Machine Size: 55" WHEELS
Description: QRX-14 (55" WHEELS)

(not including Freight) \$12,531.00

Industry: AGRICULTURAL
Attachment Size: 28' WORKING WIDTH

802.692/250.429 (#IS1766-025-40)

Manufacturer: SITREX
Machine Size: 55" WHEELS
Description: QRX-12 (55" WHEELS)

(not including Freight) \$11,570.00

Industry: AGRICULTURAL
Attachment Size: 25'1" WORKING WIDTH

RCR10A (#IS1771-023-33)

Manufacturer: OGDEN METALWORKS, INC.
Machine Size:
Description: 10 WHEEL RAKE (INCLUDES REAR HINGE ON THE I-SERIES) 55" WHEELS

(not including Freight) \$9,528.00

Industry: AGRICULTURAL
Attachment Size: 10 WHEEL RAKE

RCR12A (#IS1772-023-33)

Manufacturer: OGDEN METALWORKS, INC.
Machine Size:
Description: 12 WHEEL RAKE (INCLUDES REAR HINGE ON THE I-SERIES) 55" WHEELS

(not including Freight) \$10,253.00

Industry: AGRICULTURAL
Attachment Size: 12 WHEEL RAKE

RCR8A (#IS1770-023-33)

Manufacturer: OGDEN METALWORKS, INC.
Machine Size:
Description: 8 WHEEL RAKE (INCLUDES THE REAR HINGE ON THE I-SERIES) 55" WHEELS

(not including Freight) \$8,741.00

Industry: AGRICULTURAL
Attachment Size: 8 WHEEL RAKE

HORSE ARENA EQUIPMENT**RH5B (#IS1699-023-32)**

Manufacturer: NORTHSTAR ATTACHMENTS
Machine Size: 25HP-45HP
Description: Arena Harrow

(not including Freight) \$1,245.00

Industry: AGRICULTURAL
Attachment Size: 5' HARROW

RH6B (#IS1700-023-32)

Manufacturer: NORTHSTAR ATTACHMENTS
Machine Size: 35HP-55HP
Description: Arena Harrow

(not including Freight) \$1,425.00

Industry: AGRICULTURAL
Attachment Size: 6' HARROW

LAND LEVELER MINI SKID STEER

2000857 (#IS2245-025-34)

Manufacturer: PALADIN
Machine Size: MINI
Description: LAND LEVELER 48" wide with universal mount

(not including Freight) \$636.00

Industry: CONSTRUCTION
Attachment Size: 48" WORKING WIDTH

LAND LEVELER TRACTOR**GS4 (#IS1689-023-32)**

Manufacturer: NORTHSTAR ATTACHMENTS
Machine Size: MINIMUM 20HP
Description: 4' GRADING SCRAPER

(not including Freight) \$1,325.00


Industry: AGRICULTURAL
Attachment Size: 4' CUTTING WIDTH

GS5 (#IS1688-023-32)

Manufacturer: NORTHSTAR ATTACHMENTS
Machine Size: MINIMUM 25HP
Description: 5' GRADING SCRAPER

(not including Freight) \$1,485.00


Industry: AGRICULTURAL
Attachment Size: 5' CUTTING WIDTH

GS6 (#IS1684-023-32)

Manufacturer: NORTHSTAR ATTACHMENTS
Machine Size: MINIMUM 45 HP
Description: 6' GRADING SCRAPER

(not including Freight) \$1,582.00

Industry: AGRICULTURAL
Attachment Size: 6' CUTTING WIDTH

GSI-10 (#IS1970-023-32)

Manufacturer: NORTHSTAR ATTACHMENTS
Machine Size: MINIMUM 70HP
Description: GSI Grading Scraper

(not including Freight) \$2,617.00

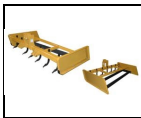
Industry: AGRICULTURAL
Attachment Size: 120" WORKING WIDTH

GSI-7 (#IS1968-023-32)

Manufacturer: NORTHSTAR ATTACHMENTS
Machine Size: MINIMUM 40HP
Description: GSI Grading Scraper

(not including Freight) \$2,265.00

Industry: AGRICULTURAL
Attachment Size: 84" Working Width

GSI-8 (#IS1969-023-32)

Manufacturer: NORTHSTAR ATTACHMENTS
Machine Size: MINIMUM 50HP
Description: GSI Grading Scraper

(not including Freight) \$2,357.00

Industry: AGRICULTURAL
Attachment Size: 96" WORKING WIDTH

YG560 (#IS1653-025-52)

Manufacturer: FARM KING
Machine Size: MINIMUM 40HP
Description: Grading Scraper

(not including Freight) \$1,650.00

Industry: AGRICULTURAL
Attachment Size: 5' WORKING WIDTH

YGS72 (#IS2512-025-52)

Manufacturer: FARM KING
Machine Size: TRACTOR
Description: Grading Scraper

(not including Freight) \$1,843.00

Industry: AGRICULTURAL
Attachment Size: 72" WORKING WIDTH

YGS84 (#IS2513-025-52)

Manufacturer: FARM KING
Machine Size: TRACTOR
Description: Grading Scraper

(not including Freight) \$2,035.00

Industry: AGRICULTURAL
Attachment Size: 84" WORKING WIDTH

LOG GRAPPLE MINI SKID STEER

LXG210S (#IS0359-023-24)

Manufacturer: WALLENSTEIN
Machine Size: 3"-38" GRAPPLE OPENING
Description: Mini Skidsteer Log Grapple**PLUG AND PLAY**

(not including Freight) \$3,050.00

Industry: CONSTRUCTION
Attachment Size: Lift Capacity 1000 lbs

LXG210SB (#IS0360-023-24)

Manufacturer: WALLENSTEIN
Machine Size: 3"-38" GRAPPLE OPENING
Description: Mini Skidsteer Log Grapple**PLUG AND PLAY**

(not including Freight) \$3,050.00

Industry: CONSTRUCTION
Attachment Size: Lift Capacity 1000 lbs

LOG GRAPPLE PALLET FORKS SKID STEER**LAF1142 (#IS1681-025-34)**

Manufacturer: PALADIN
Machine Size: SSL
Description: FFC 42" LOG GRAPPLE

(not including Freight) \$5,155.00

Industry: CONSTRUCTION
Attachment Size: 42" LOG GRAPPLE

LOG GRAPPLE SKID STEER**LXG420R (#IS0366-023-24)**

Manufacturer: WALLENSTEIN
Machine Size: 3"-48" GRAPPLE OPENING
Description: SSL LOG GRAPPLE

(not including Freight) \$6,410.00

Industry: CONSTRUCTION
Attachment Size: Lift Capacity 3000 lbs

LXG420S (#IS0367-023-24)

Manufacturer: WALLENSTEIN
Machine Size: 3'-48" GRAPPLE OPENING
Description: SSL LOG GRAPPLE

(not including Freight) \$4,280.00

Industry: CONSTRUCTION
Attachment Size: Lift Capacity 3000 lbs

LXG430R (#IS0368-023-24)

Manufacturer: WALLENSTEIN
Machine Size: 3"-72" GRAPPLE OPENING
Description: SSL LOG GRAPPLE

(not including Freight) \$10,670.00

Industry: CONSTRUCTION
Attachment Size: Lift Capacity 4500lbs

LXG430RP (#IS0369-023-24)

Manufacturer: WALLENSTEIN
Machine Size: 3"-72" GRAPPLE OPENING
Description: SSL LOG GRAPPLE

(not including Freight) \$16,760.00

Industry: CONSTRUCTION
Attachment Size: Lift Capacity 3000 lbs

LXG430S (#IS0370-023-24)

Manufacturer: WALLENSTEIN
Machine Size: 3"-72" GRAPPLE OPENING
Description: SSL LOG GRAPPLE

(not including Freight) \$8,870.00

Industry: CONSTRUCTION
Attachment Size: Lift Capacity 4500 lbs

LOG GRAPPLE TRACTOR**LXG320R (#IS0361-023-24)**

Manufacturer: WALLENSTEIN
Machine Size: 3"-48" GRAPPLE OPENING
Description: Three-Point Hitch Log Grapple

(not including Freight) \$4,480.00

Industry: CONSTRUCTION
Attachment Size: Lift Capacity 3000 lbs

LXG320S (#IS0362-023-24)

Manufacturer: WALLENSTEIN
Machine Size: 3"-48" GRAPPLE OPENING
Description: Three-Point Hitch Log Grapple

(not including Freight) \$3,420.00

Industry: AGRICULTURAL
Attachment Size: Lift Capacity 3000 lbs

LXG330R (#IS0363-023-24)

Manufacturer: WALLENSTEIN
Machine Size: 3'-72" GRAPPLE OPENING
Description: Three-Point Hitch Log Grapple

(not including Freight) \$9,610.00

Industry: AGRICULTURAL
Attachment Size: Lift Capacity 3000 lbs

LXG330RP (#IS0364-023-24)

Manufacturer: WALLENSTEIN
Machine Size: 3'-72" GRAPPLE OPENING
Description: Three-Point Hitch Log Grapple

(not including Freight) \$15,170.00

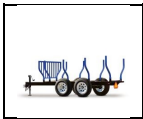
Industry: AGRICULTURAL
Attachment Size: Lift Capacity 3000 lbs

LXG330S (#IS0365-023-24)

Manufacturer: WALLENSTEIN
Machine Size: 3'-72" GRAPPLE OPENING
Description: Three-Point Hitch Log Grapple

(not including Freight) \$8,120.00

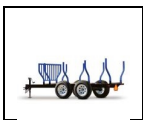
Industry: AGRICULTURAL
Attachment Size: Lift Capacity 3000 lbs

LOG LOADERS AND TRAILERS**LT30 (#IS0348-023-24)**

Manufacturer: WALLENSTEIN
Machine Size: 161" x 64" x 58"
Description: LOG TRAILER

(not including Freight) \$6,810.00

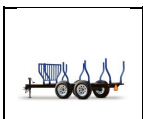
Industry: AGRICULTURAL
Attachment Size: 5000LB PAY LOAD

LT30A (#IS0349-023-24)

Manufacturer: WALLENSTEIN
Machine Size: 161" x 64" x 58"
Description: LOG TRAILER HYDRAULIC AJUSTABLE AXLE

(not including Freight) \$9,030.00

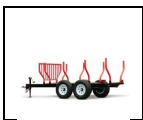
Industry: AGRICULTURAL
Attachment Size: 5000LB PAY LOAD

LT30H (#IS0350-023-24)

Manufacturer: WALLENSTEIN
Machine Size: 161" x 64" x 58"
Description: LOG TRAILER

(not including Freight) \$8,210.00

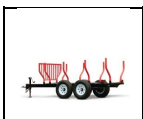
Industry: AGRICULTURAL
Attachment Size: 5000LB PAY LOAD

LT30HA (#IS0351-023-24)

Manufacturer: WALLENSTEIN
Machine Size: 161" x 64" x 58"
Description: LOG TRAILER HYDRAULIC AJUSTABLE AXLE

(not including Freight) \$9,240.00

Industry: AGRICULTURAL
Attachment Size: 5000LB PAY LOAD

LT60H (#IS0353-023-24)

Manufacturer: WALLENSTEIN
Machine Size: 198" x 68" x 60"
Description: LOG TRAILER

(not including Freight) \$9,390.00

Industry: AGRICULTURAL
Attachment Size: 11500LB PAY LOAD

LX115 (#IS0354-023-24)

Manufacturer: WALLENSTEIN
Machine Size: Horizontal Reach 11' 6" Vertical Reach 15' 5"
Description: LOG LOADER

(not including Freight) \$13,690.00

Industry: AGRICULTURAL
Attachment Size: 1200 lbs Lift Capacity

LX115W (#IS0355-023-24)

Manufacturer: WALLENSTEIN
Machine Size: Horizontal Reach 11' 6" Vertical Reach 15' 5"
Description: LOG LOADER

(not including Freight) \$15,870.00


Industry: AGRICULTURAL
Attachment Size: 1200 lbs Lift Capacity

LX95 (#IS0356-023-24)

Manufacturer: WALLENSTEIN
Machine Size: Horizontal Reach 9' 6" Vertical Reach 12' 11"
Description: LOG LOADER

(not including Freight) \$8,540.00

Industry: AGRICULTURAL
Attachment Size: 800LB LIFT CAPACITY

LX95P (#IS0357-023-24)

Manufacturer: WALLENSTEIN
Machine Size: Horizontal Reach 9' 6" Vertical Reach 12' 11"
Description: LOG LOADER

(not including Freight) \$8,750.00

Industry: AGRICULTURAL
Attachment Size: 800LB LIFT CAPACITY

LX95PW (#IS0358-023-24)

Manufacturer: WALLENSTEIN
Machine Size: Horizontal Reach 9' 6" Vertical Reach 12' 11"
Description: LOG LOADER

(not including Freight) \$10,930.00

Industry: AGRICULTURAL
Attachment Size: 800LB LIFT CAPACITY

LOG SPLITTER GAS POWERED**WE225 (#IS0392-023-24)**

Manufacturer: WALLENSTEIN
Machine Size: Engine: 160 CC Honda
Description: LOG SPLITTER

(not including Freight) \$2,140.00

Industry: AGRICULTURAL
Attachment Size: Split Force: 20 Ton

WE235 (#IS0393-023-24)

Manufacturer: WALLENSTEIN
Machine Size: Engine: 160 CC Honda
Description: LOG SPLITTER

(not including Freight) \$2,350.00

Industry: CONSTRUCTION
Attachment Size: Split Force: 20 Ton

WX520 (#IS0427-023-24)

Manufacturer: WALLENSTEIN
Machine Size: Engine: 196 CC Honda
Description: LOG SPLITTER HONDA POWERED

(not including Freight) \$2,670.00

Industry: AGRICULTURAL
Attachment Size: Split Force: 20 Ton

WX520L (#IS0428-023-24)

Manufacturer: WALLENSTEIN
Machine Size: Engine: 196 CC Honda
Description: LOG SPLITTER HONDA POWERED

(not including Freight) \$2,770.00

Industry: AGRICULTURAL
Attachment Size: Split Force: 20 Ton

WX520T (#IS0429-023-24)

Manufacturer: WALLENSTEIN
Machine Size: Engine: 196 CC Honda
Description: LOG SPLITTER HONDA POWERED

(not including Freight) \$2,890.00

Industry: AGRICULTURAL
Attachment Size: Split Force: 20 Ton

WX540 (#IS0430-023-24)

Manufacturer: WALLENSTEIN
Machine Size: Engine: 196 CC Honda
Description: LOG SPLITTER HONDA POWERED/VERTICAL & HORIZONTAL SPILT

(not including Freight) \$2,990.00

Industry: AGRICULTURAL
Attachment Size: Split Force: 20 Ton

WX540L (#IS0431-023-24)

Manufacturer: WALLENSTEIN
Machine Size: Engine: 196 CC Honda
Description: LOG SPLITTER HONDA POWERED/VERTICAL & HORIZONTAL SPILT

(not including Freight) \$3,100.00

Industry: AGRICULTURAL
Attachment Size: Split Force: 20 Ton

WX950 (#IS0437-023-24)

Manufacturer: WALLENSTEIN
Machine Size: Engine: 270 CC Honda
Description: LOG SPLITTER LOAD ASSIT

(not including Freight) \$4,710.00

Industry: AGRICULTURAL
Attachment Size: Split Force: 25 Ton

WX960 (#IS0438-023-24)

Manufacturer: WALLENSTEIN
Machine Size: Engine: 270 CC Honda
Description: LOG SPLITTER 36" LOG,LOAD ASSIT

(not including Freight) \$5,470.00

Industry: AGRICULTURAL
Attachment Size: Split Force: 25 Ton

WX970 (#IS0439-023-24)

Manufacturer: WALLENSTEIN
Machine Size: Engine: 270 CC Honda
Description: LOG SPLITTER, 48" LOG, LOAD ASSIST

(not including Freight) \$5,980.00

Industry: AGRICULTURAL
Attachment Size: Split Force: 25 Ton

WX980 (#IS0440-023-24)

Manufacturer: WALLENSTEIN
Machine Size: Engine: 270 CC Honda
Description: LOG SPLITTER VERTICAL & HORIZONTAL

(not including Freight) \$3,990.00

Industry: AGRICULTURAL
Attachment Size: Split Force: 31 Ton

WX980L (#IS0441-023-24)

Manufacturer: WALLENSTEIN
Machine Size: Engine: 270 CC Honda
Description: LOG SPLITTER VERTICAL HORIZONTAL

(not including Freight) \$4,060.00

Industry: AGRICULTURAL
Attachment Size: Split Force: 31 Ton

WXR545PL (#IS0442-023-24)

Manufacturer: WALLENSTEIN
Machine Size: Engine: 196 CC Honda
Description: LOG SPLITTER VERTICAL & HORIZONTAL

(not including Freight) \$4,060.00

Industry: AGRICULTURAL
Attachment Size: Split Force: 22 Ton

WXR720 (#IS0443-023-24)

Manufacturer: WALLENSTEIN
Machine Size: Engine: 196 CC Honda
Description: LOG SPLITTER

(not including Freight) \$3,320.00

Industry: AGRICULTURAL
Attachment Size: Split Force: 27 Ton

WXR720L (#IS0444-023-24)

Manufacturer: WALLENSTEIN
Machine Size: Engine: 196 CC Honda
Description: LOG SPLITTER

(not including Freight) \$3,390.00

Industry: AGRICULTURAL
Attachment Size: Split Force: 27 Ton

WXR740 (#IS0445-023-24)

Manufacturer: WALLENSTEIN
Machine Size: Engine: 196 CC Honda
Description: LOG SPLITTER CAMO

(not including Freight) \$3,710.00

Industry: AGRICULTURAL
Attachment Size: Split Force: 27 Ton

WXR740L (#IS0446-023-24)

Manufacturer: WALLENSTEIN
Machine Size: Engine: 196 CC Honda
Description: LOG SPLITTER VERTICAL & HORIZONTAL

(not including Freight) \$3,790.00

Industry: AGRICULTURAL
Attachment Size: Split Force: 27 Ton

LOG SPLITTER MINI SKID STEER**WX210 (#IS0407-023-24)**

Manufacturer: WALLENSTEIN
Machine Size: MINI (Excludes Bobcat)
Description: LOG SPLITTER MINI

(not including Freight) \$1,730.00

Industry: CONSTRUCTION
Attachment Size: Split Force: 20 Ton

WX210B (#IS0408-023-24)

Manufacturer: WALLENSTEIN
Machine Size: MINI (Bobcat)
Description: LOG SPLITTER MINI (BOBCAT)

(not including Freight) \$1,730.00

Industry: CONSTRUCTION
Attachment Size: Split Force: 20 Ton

LOG SPLITTER SKID STEER

WX410 (#IS0421-023-24)

Manufacturer: WALLENSTEIN
Machine Size: 10 GPM
Description: LOG SPLITTER SSL

(not including Freight) \$1,820.00

Industry: CONSTRUCTION
Attachment Size: Split Force: 20 Ton

WX430 (#IS0422-023-24)

Manufacturer: WALLENSTEIN
Machine Size: SSL
Description: LOG SPLITTER SSL

(not including Freight) \$3,160.00

Industry: CONSTRUCTION
Attachment Size: Split Force: 20 Ton

WX470 (#IS0426-023-24)

Manufacturer: WALLENSTEIN
Machine Size: SSL
Description: LOG SPLITTER SSL

(not including Freight) \$2,090.00

Industry: CONSTRUCTION
Attachment Size: Split Force: 20 Ton

LOG SPLITTER TRACTOR**WX310 (#IS0409-023-24)**

Manufacturer: WALLENSTEIN
Machine Size: Minimum Tractor HP 35
Description: LOG SPLITTER 3PT

(not including Freight) \$1,420.00

Industry: AGRICULTURAL
Attachment Size: Split Force: 20 Ton

WX320 (#IS0411-023-24)

Manufacturer: WALLENSTEIN
Machine Size: Minimum Tractor HP 35
Description: LOG SPLITTER 3PT

(not including Freight) \$2,530.00

Industry: AGRICULTURAL
Attachment Size: Split Force: 25 Ton

WX330 (#IS0413-023-24)

Manufacturer: WALLENSTEIN
Machine Size: Minimum Tractor HP 35
Description: LOG SPLITTER 3PT

(not including Freight) \$2,820.00

Industry: AGRICULTURAL
Attachment Size: Split Force: 25 Ton

WX350 (#IS0415-023-24)

Manufacturer: WALLENSTEIN
Machine Size: Minimum Tractor HP 35
Description: LOG SPLITTER 3PT

(not including Freight) \$1,420.00

Industry: AGRICULTURAL
Attachment Size: Split Force: 20 Ton

WX360 (#IS0417-023-24)

Manufacturer: WALLENSTEIN
Machine Size: Minimum Tractor HP 35
Description: LOG SPLITTER 3PT

(not including Freight) \$2,020.00

Industry: AGRICULTURAL
Attachment Size: Split Force: 31 Ton

WX370 (#IS0419-023-24)

Manufacturer: WALLENSTEIN
Machine Size: Minimum Tractor HP 35
Description: LOG SPLITTER 3PT

(not including Freight) \$1,820.00

Industry: AGRICULTURAL
Attachment Size: Split Force: 20 Ton

MANURE FORK**812315 (#IS0710-023-02)**

Manufacturer: WORKSAVER INC.
Machine Size: TRACTOR
Description: 72" Manure fork with 10 forged crank tines. Skid steer mount

(not including Freight) \$1,125.00

Industry: AGRICULTURAL
Attachment Size: 72" WIDE

812320 (#IS0711-023-02)**(not including Freight) \$2,515.00****Manufacturer:** WORKSAVER INC.**Industry:** AGRICULTURAL**Machine Size:** TRACTOR**Attachment Size:** 72" WIDE**Description:** 72" Manure fork with upper grapple. Features 10 forged cranked tines Skid steer mount**812345 (#IS0715-023-02)****(not including Freight) \$1,145.00****Manufacturer:** WORKSAVER INC.**Industry:** AGRICULTURAL**Machine Size:** TRACTOR**Attachment Size:** 72" WIDE**Description:** Manure / Silage fork 72-inches wide with 10-forged cranked tines. Interfaces with JD 400/500 series loaders.**812350 (#IS0716-023-02)****(not including Freight) \$2,780.00****Manufacturer:** WORKSAVER INC.**Industry:** AGRICULTURAL**Machine Size:** TRACTOR**Attachment Size:** 72" WIDE**Description:** Manure / Silage fork w/ upper grapple 72-inch wide 10-forged cranked tines. 34" sgl upper grapple. Interfaces with JD 400/500 series loaders less hoses and couplers**812400 (#IS0709-023-02)****(not including Freight) \$1,085.00****Manufacturer:** WORKSAVER INC.**Industry:** AGRICULTURAL**Machine Size:** TRACTOR**Attachment Size:** 66" WIDE**Description:** 66" Manure fork with 9 forged cranked tines. Skid steer mount**812410 (#IS0714-023-02)****(not including Freight) \$1,100.00****Manufacturer:** WORKSAVER INC.**Industry:** AGRICULTURAL**Machine Size:** TRACTOR**Attachment Size:** 66" WIDE**Description:** Manure / Silage fork 66-inches wide with 9-forged cranked tines. Interfaces with JD 400/500 series loaders.**812620 (#IS0707-023-02)****(not including Freight) \$670.00****Manufacturer:** WORKSAVER INC.**Industry:** CONSTRUCTION**Machine Size:** SUB COMPACT TRACTOR**Attachment Size:** 50" WIDE**Description:** 50" Manure fork for sub-compact tractors. 7 straight tines of 1-1/8" alloy steel. Skid Steer Mount**812625 (#IS0708-023-02)****(not including Freight) \$840.00****Manufacturer:** WORKSAVER INC.**Industry:** AGRICULTURAL**Machine Size:** SUB COMPACT TRACTOR**Attachment Size:** 60" WIDE**Description:** 60" Manure fork for sub-compact tractors. 8 straight tines of 1-1/8" alloy steel. Skid Steer Mount**812630 (#IS0712-023-02)****(not including Freight) \$690.00****Manufacturer:** WORKSAVER INC.**Industry:** AGRICULTURAL**Machine Size:** TRACTOR**Attachment Size:** 50" WIDE**Description:** Manure / silage forks 50-inches wide. 7 - straight tines of 1-1/8" alloy steel. Integrated mount to interface with JD 200/300 series loaders, H120 /H130 /D120 (not compatible w/ 240,257.25,260,278.25)**812635 (#IS0713-023-02)****(not including Freight) \$860.00****Manufacturer:** WORKSAVER INC.**Industry:** AGRICULTURAL**Machine Size:** TRACTOR**Attachment Size:** 60" WIDE**Description:** Manure fork 60-inches in width. Features 8 -straight tines of 1-1/8" alloy steel. Interfaces with JD 400/500 / D160 /D170 /H160 /H165/ H180 loaders**MANURE SPREADER****MX130 (#IS0371-023-24)****(not including Freight) \$14,430.00****Manufacturer:** WALLENSTEIN**Industry:** AGRICULTURAL**Machine Size:** 45-75 HP**Attachment Size:** 130 BUSHEL**Description:** MANURE SPREADER PTO POWERED

MX130PT (#IS0372-023-24)

Manufacturer: WALLENSTEIN
Machine Size: 45-75 HP
Description: MANURE SPREADER PTO POWERED

(not including Freight) \$14,430.00

Industry: AGRICULTURAL
Attachment Size: 130 BUSHEL

MX25G (#IS0373-023-24)

Manufacturer: WALLENSTEIN
Machine Size: 12-25 HP
Description: MANURE SPREADER GROUND DRIVE

(not including Freight) \$3,980.00

Industry: AGRICULTURAL
Attachment Size: 25 BUSHEL

MX50G (#IS0374-023-24)

Manufacturer: WALLENSTEIN
Machine Size: 15-30 HP
Description: MANURE SPREADER GROUND DRIVE

(not including Freight) \$5,890.00

Industry: AGRICULTURAL
Attachment Size: 50 BUSHEL

MX50P (#IS0375-023-24)

Manufacturer: WALLENSTEIN
Machine Size: 20-35 HP
Description: MANURE SPREADER PTO POWERED

(not including Freight) \$5,890.00

Industry: AGRICULTURAL
Attachment Size: 50 BUSHEL

MX80G (#IS0376-023-24)

Manufacturer: WALLENSTEIN
Machine Size: 20-45 HP
Description: MANURE SPREADER GROUND DRIVE

(not including Freight) \$6,460.00

Industry: AGRICULTURAL
Attachment Size: 80 BUSHEL

MX80P (#IS0377-023-24)

Manufacturer: WALLENSTEIN
Machine Size: 30-50 HP
Description: MANURE SPREADER PTO POWERED

(not including Freight) \$6,460.00

Industry: AGRICULTURAL
Attachment Size: 80 BUSHEL

MULCHER EXCAVATOR**EX28 RPM (#IS1512-023-49)**

Manufacturer: TORRENT
Machine Size: 9000 lb to 13000 lb
Description: Operating Weight 480 lb, Rotational Speed 3500 RPM **PLUG AND PLAY***CASE DRAIN REQUIRED**

(not including Freight) \$23,259.00

Industry: CONSTRUCTION
Attachment Size: 28" CUTTING WIDTH

EX30 "SHARK" (#IS1513-023-49)

Manufacturer: TORRENT
Machine Size: 11000 lb to 26000 lb
Description: Operating Weight 680 lb, Rotational Speed 3500 RPM **PLUG AND PLAY***CASE DRAIN REQUIRED**

(not including Freight) \$27,648.00

Industry: CONSTRUCTION
Attachment Size: 30" CUTTING WIDTH

iMX748 (#IS0278-023-17)

Manufacturer: BAUMALIGHT
Machine Size: 40,000LBS-60,000LBS
Description: iMX748(WITH A MOUNT AND PINS) NO HOSES PROVIDED **CASE DRAIN REQUIRED**

(not including Freight) \$27,036.00

Industry: CONSTRUCTION
Attachment Size: 48" CUTTING WIDTH

iMX748R (#IS0284-023-17)

Manufacturer: BAUMALIGHT
Machine Size: 40,000LBS-60,000LBS
Description: iMX748R(WITH A MOUNT AND PINS) NO HOSES PROVIDED **CASE DRAIN REQUIRED**

(not including Freight) \$29,196.00

Industry: CONSTRUCTION
Attachment Size: 48" CUTTING WIDTH





MX330 (#IS0269-023-17)


Manufacturer: BAUMALIGHT
Machine Size: 6000LBS-16000LBS
Description: MX330 Fixed Tooth Mulcher (WITH A MOUNT AND PINS) NO HOSES PROVIDED**CASE DRAIN REQUIRED**

(not including Freight) \$8,467.00

Industry: CONSTRUCTION
Attachment Size: 30" CUTTING WIDTH


MX530 (#IS0273-023-17)**Manufacturer** BAUMALIGHT**Machine Size:** 10,000LBS-24,000LBS**Description:** MX530(WITH A MOUNT AND PINS) NO HOSES PROVIDED **CASE DRAIN REQUIRED****(not including Freight) \$16,478.00****Industry:** CONSTRUCTION**Attachment Size:** 30" CUTTING WIDTH**MX548 (#IS0274-023-17)****Manufacturer** BAUMALIGHT**Machine Size:** 18,000LBS-35,000LBS**Description:** MX548(WITH A MOUNT AND PINS) NO HOSES PROVIDED **CASE DRAIN REQUIRED****(not including Freight) \$20,827.00****Industry:** CONSTRUCTION**Attachment Size:** 48" CUTTING WIDTH**MX548R (#IS0281-023-17)****Manufacturer** BAUMALIGHT**Machine Size:** 18,000LBS-40,000LBS**Description:** MX548R(WITH A MOUNT AND PINS) NO HOSES PROVIDED **CASE DRAIN REQUIRED****(not including Freight) \$20,827.00****Industry:** CONSTRUCTION**Attachment Size:** 48" CUTTING WIDTH**MULCHER SKID STEER****124171 (MM60S) (#IS1542-025-34)****Manufacturer** PALADIN**Machine Size:** 30GPM-45GPM**Description:** 60" cutting width, Shreds up to 8" diameter hardwood trees**PLUG AND PLAY**CASE DRAIN REQUIRED****(not including Freight) \$33,202.00****Industry:** CONSTRUCTION**Attachment Size:** 60" CUTTING WIDTH**MS1160 (#IS2270-023-17)****Manufacturer** BAUMALIGHT**Machine Size:** SSL**Description:** MS1160 MULCH HEAD **CASE DRAIN REQUIRED****(not including Freight) \$31,994.00****Industry:** CONSTRUCTION**Attachment Size:** 60" CUTTING WIDTH**MS248 (#IS1751-023-17)****Manufacturer** BAUMALIGHT**Machine Size:** 6,000LBS-8,000LBS**Description:** SSL FLAIL MOWER**(not including Freight) \$4,792.00****Industry:** CONSTRUCTION**Attachment Size:** 48" CUTTING WIDTH**MS348 (#IS0268-023-17)****Manufacturer** BAUMALIGHT**Machine Size:** 6,000LBS-9,000LBS**Description:** MS348 Fixed Tooth Mulcher for Skid Steer**CASE DRAIN REQUIRED****(not including Freight) \$8,636.00****Industry:** CONSTRUCTION**Attachment Size:** 48" CUTTING WIDTH**MS548 (#IS0271-023-17)****Manufacturer** BAUMALIGHT**Machine Size:** MINIMUM 20GPM MAX 9000LBS**Description:** MS548 Fixed Tooth Mulcher for Skid Steer **CASE DRAIN REQUIRED****(not including Freight) \$17,400.00****Industry:** CONSTRUCTION**Attachment Size:** 48" CUTTING WIDTH**MS560 (#IS0272-023-17)****Manufacturer** BAUMALIGHT**Machine Size:** MINIMUM 20GPM MAX 40GPM**Description:** MS560 Fixed Tooth Mulcher for Skid Steer **CASE DRAIN REQUIRED****(not including Freight) \$19,840.00****Industry:** CONSTRUCTION**Attachment Size:** 60" CUTTING WIDTH**MS572 (#IS0282-023-17)****Manufacturer** BAUMALIGHT**Machine Size:** MINIMUM 20GPM MAX 40GPM**Description:** MS572 Fixed Tooth Mulcher for Skid Steer **CASE DRAIN REQUIRED****(not including Freight) \$21,600.00****Industry:** CONSTRUCTION**Attachment Size:** 72" CUTTING WIDTH**MS960 (#IS2357-023-17)****Manufacturer** BAUMALIGHT**Machine Size:** SSL 35GPM-47GPM**Description:** MS960 Heavy Duty Fixed Tooth Mulcher for Skidsteer**CASE DRAIN REQUIRED****(not including Freight) \$26,800.00****Industry:** CONSTRUCTION**Attachment Size:** 60" CUTTING WIDTH

MULCHER THREE POINT HITCH**iMP772 (#IS0279-023-17)****(not including Freight) \$35,100.00****Manufacturer** BAUMALIGHT**Industry:** AGRICULTURAL**Machine Size:** 90HP-125HP**Attachment Size:** 72" CUTTING WIDTH**Description:** iMP772 Fixed Tooth Mulcher for Power Take Off on a Tractor**MP360 (#IS0270-023-17)****(not including Freight) \$11,400.00****Manufacturer** BAUMALIGHT**Industry:** AGRICULTURAL**Machine Size:** 30HP-60HP**Attachment Size:** 60" CUTTING WIDTH**Description:** MP360 Fixed Tooth Mulcher for Power Take Off on a Tractor**MP548 (#IS0283-023-17)****(not including Freight) \$15,500.00****Manufacturer** BAUMALIGHT**Industry:** AGRICULTURAL**Machine Size:** 40HP-75HP**Attachment Size:** 48" CUTTING WIDTH**Description:** MP548 Fixed Tooth Mulcher for Power Take Off on a Tractor**MP560 (#IS0275-023-17)****(not including Freight) \$16,440.00****Manufacturer** BAUMALIGHT**Industry:** AGRICULTURAL**Machine Size:** 45HP-65-HP**Attachment Size:** 60" CUTTING WIDTH**Description:** MP560 Fixed Tooth Mulcher for Power Take Off on a Tractor**MP572 (#IS0276-023-17)****(not including Freight) \$25,100.00****Manufacturer** BAUMALIGHT**Industry:** AGRICULTURAL**Machine Size:** 50HP-115HP (540PTO)**Attachment Size:** 72" CUTTING WIDTH**Description:** MP572 Fixed Tooth Mulcher for Power Take Off on a Tractor. PLANNER TEETH STANDARD (540PTO)**PALLET FORKS EXCAVATOR****3EFR-50/3EFT-15-4-48 (#IS2423-032-54)****(not including Freight) \$1,919.00****Manufacturer** NM ATTACHMENTS**Industry:** CONSTRUCTION**Machine Size:** 6000LBS-10000LBS**Attachment Size:** 48" LONG PALLET FORKS**Description:** Excavator Fork Attachment 50" WIDE X 48" LONG FORKS**5EFR-50/5EFT-15-4-48 (#IS2424-032-54)****(not including Freight) \$1,948.00****Manufacturer** NM ATTACHMENTS**Industry:** CONSTRUCTION**Machine Size:** 10000LBS-12000LBS**Attachment Size:** 48" LONG PALLET FORKS**Description:** Excavator Fork Attachment 50" WIDE X 48" LONG FORKS**6EFR-50/6EFT-175-5-48 (#IS2425-032-54)****(not including Freight) \$2,489.00****Manufacturer** NM ATTACHMENTS**Industry:** CONSTRUCTION**Machine Size:** 12000LBS - 14000LBS**Attachment Size:** 48" LONG PALLET FORKS**Description:** Excavator Fork Attachment 50" WIDE X 48" LONG FORKS**8EFR-50/8EFT-175-5-48 (#IS2426-032-54)****(not including Freight) \$2,758.00****Manufacturer** NM ATTACHMENTS**Industry:** CONSTRUCTION**Machine Size:** 14000LBS-24000LBS**Attachment Size:** 48" LONG PALLET FORKS**Description:** Excavator Fork Attachment 50" WIDE X 48" LONG FORKS**PALLET FORKS HYDRAULIC SPREAD****MFSPF4855 (#IS2533-023-50)****(not including Freight) \$3,339.00****Manufacturer** MARTATCH**Industry:** CONSTRUCTION**Machine Size:** SSL**Attachment Size:** 5500LBS**Description:** HEAVY DUTY FORK HYD FORKS 48" TINES 5500 LBS

MFSPF5455 (#IS2534-023-50)**(not including Freight) \$3,367.00**

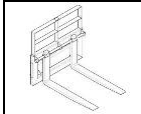
Manufacturer: MARTATCH
Machine Size: SSL
Description: HEAVY DUTY HYD FORK 54" TINES 5500 LBS

Industry: CONSTRUCTION
Attachment Size: 5500LBS

MFSPF6075 (#IS2535-023-50)**(not including Freight) \$5,972.00**

Manufacturer: MARTATCH
Machine Size: SSL
Description: HEAVY DUTY FORK HYD FORKS 60" TINES 7500 LBS

Industry: CONSTRUCTION
Attachment Size: 7500LBS

PALLET FORKS MINI SKID STEER**2000888 (#IS2225-025-34)****(not including Freight) \$756.00**

Manufacturer: PALADIN
Machine Size: MINI EXCLUDES BOBCAT
Description: 42" universal mount PALLET FORKS

Industry: CONSTRUCTION
Attachment Size: 42" PALLET FORKS

832640 (#IS0745-023-02)**(not including Freight) \$725.00**

Manufacturer: WORKSAVER INC.
Machine Size: MINI EXCLUDES BOBCAT
Description: Designed for mini skid steers / compact tool carriers. Features forks that are 1.18"x3"x42" w/ universal mount. Rated at 2,000 lbs.

Industry: CONSTRUCTION
Attachment Size: 42" WIDE

832695 (#IS0746-023-02)**(not including Freight) \$750.00**

Manufacturer: WORKSAVER INC.
Machine Size: MINI BOBCAT
Description: Designed for Bobcat MT-series (MT-50, MT-52, MT-55) & S70 plus Gehl 1640E. Rated at 2,000 lbs. forks are 1.18"x3"x42"

Industry: CONSTRUCTION
Attachment Size: 42" WIDE

833310 (#IS0744-023-02)**(not including Freight) \$625.00**

Manufacturer: WORKSAVER INC.
Machine Size: MINI EXCLUDES BOBCAT
Description: Designed for mini skid steers / compact tool carriers. Features forks that are 1"x3"x36" w/ universal mount. Rated at 1200 lbs.

Industry: CONSTRUCTION
Attachment Size: 36" WIDE

833330 (#IS0747-023-02)**(not including Freight) \$670.00**

Manufacturer: WORKSAVER INC.
Machine Size: MINI BOBCAT
Description: Designed for Bobcat MT-series (MT-50, MT-52, MT-55) & S70 plus Gehl 1640E. Rated at 1,262.50 lbs. forks are 1"x3"x36"

Industry: CONSTRUCTION
Attachment Size: 36" WIDE

PALLET FORKS SKID STEER**831370 (#IS0723-023-02)****(not including Freight) \$995.00**

Manufacturer: WORKSAVER INC.
Machine Size: SSL
Description: Skid Steer Pallet forks with one piece backstop. Rail Style 48" x 1-1/4"x4" solid forks rated 4,000 lbs.

Industry: CONSTRUCTION
Attachment Size: 4000 LBS 48" LONG

831380 (#IS0724-023-02)**(not including Freight) \$1,195.00**




Manufacturer: WORKSAVER INC.
Machine Size: SSL
Description: Skid Steer Pallet forks with one piece backstop rated at 5,500 lbs.

Industry: CONSTRUCTION
Attachment Size: 5,500LBS 48" LONG


831385 (#IS0725-023-02)**(not including Freight) \$1,290.00**

Manufacturer: WORKSAVER INC.
Machine Size: SSL
Description: Skid Steer pallet forks w/one piece backstop. Rated 5,500 lbs. Forks are 60"x1.57"x4"

Industry: CONSTRUCTION
Attachment Size: 5,500LBS 60" LONG

832415 (#IS0720-023-02)**Manufacturer** WORKSAVER INC.**Machine Size:** SSL**Description:** Skid Steer Pallet Forks with step-through backstop. Rated at 4,000 lbs Rail style 48" x 1-1/2" x 4"**(not including Freight) \$995.00****Industry:** CONSTRUCTION**Attachment Size:** 4,000 LB 48" LONG**832495 (#IS0721-023-02)****Manufacturer** WORKSAVER INC.**Machine Size:** SSL**Description:** Skid Steer Pallet Fork step-through backstop. Rated at 5,525lbs.**(not including Freight) \$1,095.00****Industry:** CONSTRUCTION**Attachment Size:** 5,525 LBS 48" LONG**832510 (#IS0722-023-02)****Manufacturer** WORKSAVER INC.**Machine Size:** SSL**Description:** Skid Steer Pallet Forks step-through. 5,500 lbs. forks are 60"x1.57"x4"**(not including Freight) \$1,250.00****Industry:** CONSTRUCTION**Attachment Size:** 5,500 LBS 60" LONG**MHDPFN1048 (#IS2057-023-50)****Manufacturer** MARTATCH**Machine Size:** SSL**Description:** HEAVY DUTY PALLET FORK WITH NEW 48" TINES-10,000 lbs**(not including Freight) \$2,680.00****Industry:** CONSTRUCTION**Attachment Size:** 48" PALLET FORKS
10,000LBS**MHDPFN1060 (#IS2058-023-50)****Manufacturer** MARTATCH**Machine Size:** SSL**Description:** HEAVY DUTY PALLET FORK-WITH NEW 60" TINES-10,000 lbs**(not including Freight) \$2,890.00****Industry:** CONSTRUCTION**Attachment Size:** 60" PALLET FORKS
10,000LBS**MHDPFN1072 (#IS2059-023-50)****Manufacturer** MARTATCH**Machine Size:** SSL**Description:** HEAVY DUTY PALLET FORK-WITH NEW 72" TINES-10,000 lbs**(not including Freight) \$3,030.00****Industry:** CONSTRUCTION**Attachment Size:** 72" PALLET FORKS
10,000LBS**PALLET FORKS TRACTOR****831830 (#IS0726-023-02)****Manufacturer** WORKSAVER INC.**Machine Size:** TRACTOR**Description:** Front Loader Pallet Forks Rated at 4,000 lbs. **MUST SPECIFY MOUNT****(not including Freight) \$1,620.00****Industry:** AGRICULTURAL**Attachment Size:** 4,000LBS 48" LONG**831930 (#IS0613-023-02)****Manufacturer** WORKSAVER INC.**Machine Size:** TRACTOR**Description:** Clamp-On Bucket Pallet Forks - 2,000 lb. capacity. 42" useable tine length. Fits most loader buckets.**(not including Freight) \$465.00****Industry:** AGRICULTURAL**Attachment Size:** 2,000 LB MAX**831950 (#IS0612-023-02)****Manufacturer** WORKSAVER INC.**Machine Size:** TRACTOR**Description:** Clamp-On Bucket Pallet Forks - 1,000 lb. capacity. 35" useable tine length. Fits most loader buckets.**(not including Freight) \$415.00****Industry:** AGRICULTURAL**Attachment Size:** 1,000 LB MAX**831960 (#IS0614-023-02)****Manufacturer** WORKSAVER INC.**Machine Size:** TRACTOR**Description:** Clamp-On Bucket Pallet Forks - 4,000 lb. capacity. 42" useable tine length. Fits most loader buckets.**(not including Freight) \$765.00****Industry:** AGRICULTURAL**Attachment Size:** 4,000 LB MAX

832420 (#IS0728-023-02)**(not including Freight) \$1,075.00****Manufacturer:** WORKSAVER INC.**Industry:** AGRICULTURAL**Machine Size:** TRACTOR JD 400/500 series**Attachment Size:** 4,000 LB MAX**Description:** Integrated frame pallet forks for John Deere 400/500 series loaders , rated at 4,000 lbs. Forks are 42" long.**832435 (#IS0727-023-02)****(not including Freight) \$1,075.00****Manufacturer:** WORKSAVER INC.**Industry:** AGRICULTURAL**Machine Size:** TRACTOR JD 400/500 series**Attachment Size:** 4,000 LB MAX**Description:** Integrated frame pallet forks for John Deere 400/500 series loaders , rated at 4,000 lbs. Forks are 48" long.**832452 (#IS0735-023-02)****(not including Freight) \$1,075.00****Manufacturer:** WORKSAVER INC.**Industry:** AGRICULTURAL**Machine Size:** TRACTOR EURO/GLOBAL MOUNT**Attachment Size:** 4,000 LB MAX**Description:** Integrated frame pallet forks for loaders w/ Euro / Global attaching method. Forks are 1-1/4 x 4 x 42 Rated at 4,000 lbs.**832458 (#IS0736-023-02)****(not including Freight) \$1,075.00****Manufacturer:** WORKSAVER INC.**Industry:** AGRICULTURAL**Machine Size:** TRACTOR EURO/GLOBAL MOUNT**Attachment Size:** 4,000 LB MAX**Description:** Integrated frame pallet forks for loaders w/ Euro / Global attaching method. Forks are 1-1/4 x 4 x 48 Rated at 4,000 lbs.**832460 (#IS0734-023-02)****(not including Freight) \$1,095.00****Manufacturer:** WORKSAVER INC.**Industry:** AGRICULTURAL**Machine Size:** TRACTOR EURO/GLOBAL MOUNT**Attachment Size:** 5,500 LBS**Description:** Integrated frame pallet forks for Global attaching loaders. 48" forks. Rated at 5,500 lbs.**832520 (#IS0739-023-02)****(not including Freight) \$799.00****Manufacturer:** WORKSAVER INC.**Industry:** AGRICULTURAL**Machine Size:** TRACTOR COMAPACT SSL MOUNT**Attachment Size:** 2,400 LBS**Description:** Pallet forks for compact tractor/loaders with "universal" skid steer attachment system. Rated at 2400 lbs. Solid forks 1.18 x3 x 42**832530 (#IS0738-023-02)****(not including Freight) \$825.00****Manufacturer:** WORKSAVER INC.**Industry:** AGRICULTURAL**Machine Size:** TRACTOR JD 200/300 series**Attachment Size:** 2,400 LBS**Description:** Integrated frame pallet forks for JD 200/300 series loaders. Rated at 2,400 lbs Solid forks 1.18 x3 x 42 (not compatible with 240,257.25,260,278.25)**833300 (#IS0740-023-02)****(not including Freight) \$655.00****Manufacturer:** WORKSAVER INC.**Industry:** AGRICULTURAL**Machine Size:** TRACTOR SUB COMPACT SSL MOUNT**Attachment Size:** 1,250 LBS**Description:** Sub-compact pallet forks rated at 1,250 lbs. with 1"x3"X 36" long forks. "universal" skid steer mount**833320 (#IS0742-023-02)****(not including Freight) \$705.00****Manufacturer:** WORKSAVER INC.**Industry:** AGRICULTURAL**Machine Size:** TRACTOR SUB COMPACT**Attachment Size:** 1,250 LBS**Description:** Pallet forks for JD 200, 200cx, H120, H130 loader Rated 1,250 lbs. Class I forks 1"x3"x36"**833340 (#IS0743-023-02)****(not including Freight) \$745.00****Manufacturer:** WORKSAVER INC.**Industry:** AGRICULTURAL**Machine Size:** TRACTOR COMPACT**Attachment Size:** 1,250 LBS**Description:** Pallet forks for JD 200, 200cx, H120, H130 loader Rated 1,250 lbs. Class I forks 1.18"x3"x42"**833350 (#IS0741-023-02)****(not including Freight) \$695.00****Manufacturer:** WORKSAVER INC.**Industry:** AGRICULTURAL**Machine Size:** TRACTOR SUB COMPACT**Attachment Size:** 1,250 LBS**Description:** Sub-compact pallet forks rated at 1,250 lbs. with 1.18"x3"X 42" long forks. "universal" skid steer mount

833530 (#IS0737-023-02)**(not including Freight) \$1,275.00****Manufacturer:** WORKSAVER INC.**Industry:** AGRICULTURAL**Machine Size:** TRACTOR EURO/GLOBAL MOUNT**Attachment Size:** 5,500 LBS**Description:** Euro / Global pallet forks. Rated at 5,500 lbs. Forks are 60"x1.57"x4"**834140 (#IS0733-023-02)****(not including Freight) \$2,630.00****Manufacturer:** WORKSAVER INC.**Industry:** AGRICULTURAL**Machine Size:** TRACTOR**Attachment Size:** 7,500 LBS**Description:** Integrated frame pallet forks for John Deere H480 loader with Global Series II Tool Carrier. Solid Class III forks (1-3/4" x 4-3/4" x 60) Rated at 7,500 lbs.**PALLET FORKS WHEEL LOADER****100PF-60/FT2-6-54 (#IS2285-032-54)****(not including Freight) \$5,063.00****Manufacturer:** NM ATTACHMENTS**Industry:** CONSTRUCTION**Machine Size:** WHEEL LOADER CLASS 100**Attachment Size:** 54" PALLET FORKS**Description:** WHEEL LOADER PALLET FORKS 2"x6"x54" **MUST SPECIFY MOUNT****100PF-60/FT2-6-60 (#IS2055-032-54)****(not including Freight) \$5,185.00****Manufacturer:** NM ATTACHMENTS**Industry:** CONSTRUCTION**Machine Size:** WHEEL LOADER CLASS 100**Attachment Size:** 60" PALLET FORKS**Description:** WHEEL LOADER PALLET FORKS 2"x6"x54" **MUST SPECIFY MOUNT****125PF-72/125FT-2-6-60 (#IS2282-032-54)****(not including Freight) \$5,366.00****Manufacturer:** NM ATTACHMENTS**Industry:** CONSTRUCTION**Machine Size:** WHEEL LOADER CLASS 125**Attachment Size:** 60" PALLET FORKS**Description:** WHEEL LOADER PALLET FORKS 2"x6"x60" **MUST SPECIFY MOUNT****125PF-72/125FT-2-6-72 (#IS2283-032-54)****(not including Freight) \$5,487.00****Manufacturer:** NM ATTACHMENTS**Industry:** CONSTRUCTION**Machine Size:** WHEEL LOADER CLASS 125**Attachment Size:** 72" PALLET FORKS**Description:** WHEEL LOADER PALLET FORKS 2"x6"x72" **MUST SPECIFY MOUNT****150PF-72/150FT-25-6-84 (#IS2287-032-54)****(not including Freight) \$6,700.00****Manufacturer:** NM ATTACHMENTS**Industry:** CONSTRUCTION**Machine Size:** WHEEL LOADER CLASS 150**Attachment Size:** 84" PALLET FORKS**Description:** WHEEL LOADER PALLET FORKS 2.5"x6"x84" **MUST SPECIFY MOUNT****150PF-72/150PF-72 (#IS2286-032-54)****(not including Freight) \$6,338.00****Manufacturer:** NM ATTACHMENTS**Industry:** CONSTRUCTION**Machine Size:** WHEEL LOADER CLASS 150**Attachment Size:** 60" PALLET FORKS**Description:** WHEEL LOADER PALLET FORKS 2.5"x6"x72" **MUST SPECIFY MOUNT****175PF-72/150FT-25-6-72 (#IS2280-032-54)****(not including Freight) \$6,336.00****Manufacturer:** NM ATTACHMENTS**Industry:** CONSTRUCTION**Machine Size:** WHEEL LOADER CLASS 175**Attachment Size:** 72" PALLET FORKS**Description:** WHEEL LOADER PALLET FORKS 2.5"x6"x72" **MUST SPECIFY MOUNT****175PF-72/150FT-25-6-84 (#IS2281-032-54)****(not including Freight) \$6,700.00****Manufacturer:** NM ATTACHMENTS**Industry:** CONSTRUCTION**Machine Size:** WHEEL LOADER CLASS 175**Attachment Size:** 84" PALLET FORKS**Description:** WHEEL LOADER PALLET FORKS 2.5"x6"x84" **MUST SPECIFY MOUNT****50PF-60/FT175-5-54 (#IS2284-032-54)****(not including Freight) \$4,730.00****Manufacturer:** NM ATTACHMENTS**Industry:** CONSTRUCTION**Machine Size:** WHEEL LOADER CLASS 50**Attachment Size:** 54" PALLET FORKS**Description:** WHEEL LOADER PALLET FORKS 1.75"x5"x54" **MUST SPECIFY MOUNT**

50PF-60/FT175-5-60 (#IS2056-032-54)**(not including Freight) \$4,852.00****Manufacturer** NM ATTACHMENTS**Industry:** CONSTRUCTION**Machine Size:** WHEEL LOADER CLASS 50**Attachment Size:** 60" PALLET FORKS**Description:** WHEEL LOADER PALLET FORKS 1.75"X5"X60" **MUST SPECIFY MOUNT****PLANTERS****12 MX Multiflex (with 3PT hitch) (#IS1369-023-20)****(not including Freight) \$1,638.00****Manufacturer** COLE**Industry:** AGRICULTURAL**Machine Size:****Attachment Size:** ONE ROW**Description:** 12 MX Multiflex (with 3PT hitch)**4 Row 12mx planter on a 144" tool bar (#IS1626-023-20)****(not including Freight) \$6,770.00****Manufacturer** COLE**Industry:** AGRICULTURAL**Machine Size:****Attachment Size:** 4 ROW**Description:** 4 Row 12mx planter on a 144" tool bar WITH POLY HOPPER**McNifty Gravity Flow 100 (#IS1371-023-20)****(not including Freight) \$468.00****Manufacturer** COLE**Industry:** AGRICULTURAL**Machine Size:****Attachment Size:****Description:** McNifty Gravity Flow 100**Planet Jr (with 3pt hitch) (#IS1370-023-20)****(not including Freight) \$928.00****Manufacturer** COLE**Industry:** AGRICULTURAL**Machine Size:****Attachment Size:** ONE ROW**Description:** Planet Jr (with 3pt hitch)**TP 46 Two Row Cultivator (#IS1373-023-22)****(not including Freight) \$4,151.00****Manufacturer** COVINGTON**Industry:** AGRICULTURAL**Machine Size:****Attachment Size:** TWO ROW**Description:** TP 46 Two Row Cultivator (with poly hopper)**TP 46 WOOD HOPPER (#IS1372-023-22)****(not including Freight) \$1,240.00****Manufacturer** COVINGTON**Industry:** AGRICULTURAL**Machine Size:****Attachment Size:** ONE ROW**Description:** TP 46 WOOD HOPPER**TP 6A TWO ROW SIDE DRESSER POLY HOPPER (#IS1630-023-22)****(not including Freight) \$512.00****Manufacturer** COVINGTON**Industry:** AGRICULTURAL**Machine Size:****Attachment Size:****Description:** TP 6A TWO ROW SIDE DRESSER POLY HOPPER**TP3A (#IS1629-023-22)****(not including Freight) \$435.00****Manufacturer** COVINGTON**Industry:** AGRICULTURAL**Machine Size:****Attachment Size:****Description:** TP3A**TP46 1 ROW WITH CULTIVATOR (#IS1628-023-22)****(not including Freight) \$2,292.00****Manufacturer** COVINGTON**Industry:** AGRICULTURAL**Machine Size:****Attachment Size:** ONE ROW**Description:** TP46 1 ROW WITH CULTIVATOR WITH POLY HOPPER**TP46 POLY HOPPER (#IS1627-023-22)****(not including Freight) \$1,317.00****Manufacturer** COVINGTON**Industry:** AGRICULTURAL**Machine Size:****Attachment Size:** ONE ROW**Description:** TP46 POLY HOPPER

Two Row 12MX planter on 80" tool bar (#IS1625-023-20)**(not including Freight) \$3,518.00**

Manufacturer: COLE
Machine Size:
Description: Two Row 12MX planter on 80" tool bar

Industry: AGRICULTURAL
Attachment Size: TWO ROW

POST DRIVER EXCAVATOR**R40PD (#IS2146-035-15)****(not including Freight) \$6,620.00**

Manufacturer: ARROWHEAD ROCKDRILL
Machine Size: 1560LBS-2250LBS (4GPM-7GPM)
Description: EXCAVATOR POST DRIVER***MUST SPECIFY MOUNT*** COMES WITH 2 MOUNTS AND HOSES

Industry: CONSTRUCTION
Attachment Size: 8" POST

R45PD (#IS2147-035-15)**(not including Freight) \$7,311.00**

Manufacturer: ARROWHEAD ROCKDRILL
Machine Size: 2250LBS-6750LBS (5GPM-10GPM)
Description: EXCAVATOR POST DRIVER***MUST SPECIFY MOUNT*** COMES WITH 2 MOUNTS AND HOSES

Industry: CONSTRUCTION
Attachment Size: 8" POST

R55PD (#IS2148-035-15)**(not including Freight) \$9,225.00**

Manufacturer: ARROWHEAD ROCKDRILL
Machine Size: 4450LBS-8890LBS (8GPM-13GPM)
Description: EXCAVATOR POST DRIVER***MUST SPECIFY MOUNT*** COMES WITH 2 MOUNTS AND HOSES

Industry: CONSTRUCTION
Attachment Size: 8" POST

R65PD (#IS2149-035-15)**(not including Freight) \$10,649.00**

Manufacturer: ARROWHEAD ROCKDRILL
Machine Size: 5600LBS-11,000LBS (8GPM-16GPM)
Description: EXCAVATOR POST DRIVER***MUST SPECIFY MOUNT*** COMES WITH 2 MOUNTS AND HOSES

Industry: CONSTRUCTION
Attachment Size: 8" POST

R70PD (#IS2150-035-15)**(not including Freight) \$11,621.00**

Manufacturer: ARROWHEAD ROCKDRILL
Machine Size: 8200LBS-16,800LBS (12GP,-21GPM)
Description: EXCAVATOR POST DRIVER***MUST SPECIFY MOUNT***COMES WITH 2 MOUNTS AND HOSES

Industry: CONSTRUCTION
Attachment Size: 8" POST

R75PD (#IS2151-035-15)**(not including Freight) \$12,461.00**

Manufacturer: ARROWHEAD ROCKDRILL
Machine Size: 9000LBS-18,700LBS (14GPM-26GPM)
Description: EXCAVATOR POST DRIVER***MUST SPECIFY MOUNT***COMES WITH 2 MOUNTS AND HOSES

Industry: CONSTRUCTION
Attachment Size: 8" POST

POST DRIVER SKID STEER**815315 (#IS1359-023-02)****(not including Freight) \$6,425.00**

Manufacturer: WORKSAVER INC.
Machine Size: TRACTOR
Description: Skid Steer Mounted all Manual Adjustment
Maximum post size 8-3/4" x10'

Industry: AGRICULTURAL
Attachment Size: 8" POST

815320 (#IS1360-023-02)**(not including Freight) \$9,250.00**

Manufacturer: WORKSAVER INC.
Machine Size: SSL
Description: SKID STEER MOUNT POST DRIVER

Industry: AGRICULTURAL
Attachment Size: 8" POST

815325 (#IS1361-023-02)**(not including Freight) \$12,970.00**

Manufacturer: WORKSAVER INC.
Machine Size: SSL
Description: SKID STEER MOUNT POST DRIVER

Industry: AGRICULTURAL
Attachment Size: 8" POST

815350 (#IS1365-023-02)

Manufacturer: WORKSAVER INC.
Machine Size: TRACTOR
Description: Skid Steer Mounted all Hydraulic Adjustment driver. Maximum post size 11" x 10'

(not including Freight) \$10,805.00

Industry: AGRICULTURAL
Attachment Size: Maximum post size 11" x 10'

815355 (#IS1366-023-02)

Manufacturer: WORKSAVER INC.
Machine Size: SSL
Description: Skid Steer Mounted self-contained all Hydraulic Adjustment driver.

(not including Freight) \$14,525.00

Industry: AGRICULTURAL
Attachment Size: 11" POST

E680PD (#IS1010-035-15)

Manufacturer: ARROWHEAD ROCKDRILL
Machine Size: 6600LBS-13,200LBS (13GPM-21GPM)
Description: SKID STEER POST DRIVER

(not including Freight) \$9,399.00

Industry: CONSTRUCTION
Attachment Size: 8" POST

E780PD (#IS1011-035-15)

Manufacturer: ARROWHEAD ROCKDRILL
Machine Size: 13,200LBS-22,000LBS (21GPM-32GPM)
Description: SKID STEER POST DRIVER

(not including Freight) \$12,047.00

Industry: CONSTRUCTION
Attachment Size: 8" POST

HD-8-H-S-MC/MBS-77-20 (#IS1041-023-45)

Manufacturer: SHAVER
Machine Size: SSL
Description: Driver w/ Hydraulic Base Plate & Master Cylinder

(not including Freight) \$7,672.00

Industry: AGRICULTURAL
Attachment Size: 8" POST

HD-8-S-MC/MBS-77-20 (#IS1040-023-45)

Manufacturer: SHAVER
Machine Size: SSL
Description: Driver w/ Manual Base Plate & Master Cylinder

(not including Freight) \$6,261.00

Industry: AGRICULTURAL
Attachment Size: 8' POST

POST DRIVER TRACTOR**815300 (#IS1356-023-02)**

Manufacturer: WORKSAVER INC.
Machine Size: TRACTOR
Description: The HPD-16/22Q. Center Mount for Tractor 3-pt (Cat I/II). Manual Adjustment driver w/ stabilizer legs.

(not including Freight) \$5,175.00

Industry: AGRICULTURAL
Attachment Size: 8" POST

815310 (#IS1357-023-02)

Manufacturer: WORKSAVER INC.
Machine Size: TRACTOR
Description: Front loader mounted hydraulic adjust post driver

(not including Freight) \$8,450.00

Industry: AGRICULTURAL
Attachment Size: 8" POST

815330 (#IS1362-023-02)

Manufacturer: WORKSAVER INC.
Machine Size: TRACTOR
Description: Center Mount for Tractor 3-pt (Cat. I/II). All Hydraulic Adjustment driver.

(not including Freight) \$7,890.00

Industry: AGRICULTURAL
Attachment Size: 8' POST

815345 (#IS1364-023-02)

Manufacturer: WORKSAVER INC.
Machine Size: TRACTOR
Description: Center Mount for Tractor 3-pt (Cat. II). All Hydraulic Adjustment driver. Maximum post size 11" x 10'

(not including Freight) \$9,445.00




Industry: AGRICULTURAL
Attachment Size: Maximum post size 11" x 10'

HD-10-H-S/MB-1201-A (#IS1721-023-45)

Manufacturer: SHAVER
Machine Size: 3PT
Description: HD-10 FEATURES: HYDRAULIC BASE PLATE Drives posts up to 10' in length, WITH 3PT HITCH

(not including Freight) \$7,733.00

Industry: AGRICULTURAL
Attachment Size: 10" POST

HD-10-S/MB-1201-A (#IS1720-023-45)**(not including Freight) \$5,540.00****Manufacturer** SHAVER**Industry:** AGRICULTURAL**Machine Size:** 3PT**Attachment Size:** 10" POST**Description:** HD-10 FEATURES: Drives posts up to 10' in length Driver w/ Manual Base Plate, WITH 3PT HITCH**HD-12-H-S/MB-1201-A (#IS1722-023-45)****(not including Freight) \$9,528.00****Manufacturer** SHAVER**Industry:** AGRICULTURAL**Machine Size:** 3PT**Attachment Size:** 12" POST**Description:** HD-12H FEATURES: Drives posts up to 10' in length Driver w/ Hydraulic Base Plate**HD-8-H-S/MB-1201-A (#IS1039-023-45)****(not including Freight) \$5,417.00****Manufacturer** SHAVER**Industry:** AGRICULTURAL**Machine Size:****Attachment Size:** 8' POST**Description:** Driver w/ Hydraulic Base Plate, WITH 3 PT HITCH**HD-8-S/MB-01-A (#IS1038-023-45)****(not including Freight) \$4,007.00****Manufacturer** SHAVER**Industry:** AGRICULTURAL**Machine Size:****Attachment Size:** 8' POST**Description:** Driver w/ Manual Base Plate WITH 3PT HITCH**UTD-G3 (#IS1116-023-45)****(not including Freight) \$10,804.00****Manufacturer** SHAVER**Industry:** AGRICULTURAL**Machine Size:** TRAILER MOUNTED**Attachment Size:** 8' 3/4" POST**Description:** Universal Transport Trailer Only**UTD-G3-10 (#IS1118-023-45)****(not including Freight) \$14,554.00****Manufacturer** SHAVER**Industry:** AGRICULTURAL**Machine Size:** TRAILER MOUNTED**Attachment Size:** 8 3/4" POST**Description:** UTD-G3-10 Off Road Model**UTD-G3-10D (#IS1117-023-45)****(not including Freight) \$14,787.00****Manufacturer** SHAVER**Industry:** CONSTRUCTION**Machine Size:** TRAILER MOUNTED**Attachment Size:** 8 3/4" POST**Description:** UTD-G3-10 DOT Model**UTD-G3-10S (#IS1120-023-45)****(not including Freight) \$16,218.00****Manufacturer** SHAVER**Industry:** AGRICULTURAL**Machine Size:** TRAILER MOUNTED**Attachment Size:** 10 7/8" POST**Description:** UTD-G3-10S Off Road Model**UTD-G3-10SD (#IS1119-023-45)****(not including Freight) \$16,324.00****Manufacturer** SHAVER**Industry:** AGRICULTURAL**Machine Size:** TRAILER MOUNTED**Attachment Size:** 8 3/4"**Description:** UTD-G3-10S DOT Model**UTD-G3-12 (#IS1122-023-45)****(not including Freight) \$16,017.00****Manufacturer** SHAVER**Industry:** AGRICULTURAL**Machine Size:** TRAILER MOUNTED**Attachment Size:** 10 7/8" POST**Description:** UTD-G3-12 Off Road Model**UTD-G3-12D (#IS1121-023-45)****(not including Freight) \$16,250.00****Manufacturer** SHAVER**Industry:** AGRICULTURAL**Machine Size:** TRAILER MOUNTED**Attachment Size:** 10" 7/8"**Description:** UTD-G3-12 DOT Model**POST HOLE DIGGER TRACTOR**

101 (#IS1090-023-45)

Manufacturer: SHAVER
Machine Size: Cat. 0 & I, 3-pt. hitch
Description: MODEL 101 POST DIGGER LESS AUGER

(not including Freight) \$663.00

Industry: AGRICULTURAL
Attachment Size: MAX AUGER 9"

1020/510F (#IS1096-023-45)

Manufacturer: SHAVER
Machine Size: TRACTOR SSL
Description: Heavy Duty Hydraulic Post Hole Digger LESS AUGER

(not including Freight) \$2,069.00

Industry: AGRICULTURAL
Attachment Size: MAX AUGER 24"

170545 (#IS2274-023-02)

Manufacturer: WORKSAVER INC.
Machine Size: Cat. O with 7/8" pins
Description: Model 300 Digger for Sub-compact Tractors

(not including Freight) \$895.00

Industry: AGRICULTURAL
Attachment Size: MAX AUGER 12"

170990 (#IS2271-023-02)

Manufacturer: WORKSAVER INC.
Machine Size: Cat. I & II, 3-pt. hitch
Description: MODEL 500 POST DIGGER

(not including Freight) \$915.00

Industry: AGRICULTURAL
Attachment Size: MAX 12" AUGER

301H (#IS1092-023-45)

Manufacturer: SHAVER
Machine Size: Cat. I & II, 3-pt. hitch
Description: Regular Duty Post Hole Digger LESS AUGER

(not including Freight) \$848.00

Industry: AGRICULTURAL
Attachment Size: MAX AUGER 14"

510 (#IS1095-023-45)

Manufacturer: SHAVER
Machine Size: TRACTOR SSL MOUNT
Description: Regular Duty Hydraulic Post Hole Digger

(not including Freight) \$1,303.00

Industry: AGRICULTURAL
Attachment Size:

601H (#IS1093-023-45)

Manufacturer: SHAVER
Machine Size: TRACTOR SSL
Description: Heavy Duty Post Hole Digger

(not including Freight) \$981.00

Industry: AGRICULTURAL
Attachment Size: MAX AUGER 24"

706160 (#IS2272-023-02)

Manufacturer: WORKSAVER INC.
Machine Size: Cat. I & II, 3-pt. hitch
Description: MODEL 720 POST DIGGER

(not including Freight) \$1,165.00

Industry: AGRICULTURAL
Attachment Size: MAX AUGER 24"

709540 (#IS2273-023-02)

Manufacturer: WORKSAVER INC.
Machine Size: Cat. I & II, 3-pt. hitch
Description: Model 925 Industrial Duty Post Hole Digger

(not including Freight) \$1,465.00

Industry: AGRICULTURAL
Attachment Size: MAX AUGER 30"

901 (#IS1094-023-45)

Manufacturer: SHAVER
Machine Size: Cat. I & II, 3-pt. hitch
Description: Maximum Duty Post Hole Digger MODEL 901 LESS AUGER

(not including Freight) \$1,341.00

Industry: AGRICULTURAL
Attachment Size: MAX AUGER 30"

PULL TYPE BOX BLADES**DB-4 (#IS2385-024-28)**

Manufacturer: HOELSCHER INC.
Machine Size: 25HP-35HP
Description: DB Scraper

(not including Freight) \$5,535.00

Industry: AGRICULTURAL
Attachment Size: 48" WORKING WIDTH

DB-5 (#IS2384-024-28)

Manufacturer HOELSCHER INC.
Machine Size: 30HP-50HP
Description: DB Scraper

(not including Freight) \$5,935.00

Industry: AGRICULTURAL
Attachment Size: 1.1cu.yd 5' WORKING WIDTH

DB-6 (#IS1623-024-28)

Manufacturer HOELSCHER INC.
Machine Size: 45HP-55HP
Description: DB Scraper

(not including Freight) \$6,200.00

Industry: AGRICULTURAL
Attachment Size: 1.3cu.yd 6' WORKING WIDTH

DS10/DS38/DS-H (#IS1702-023-32)

Manufacturer NORTHSTAR ATTACHMENTS
Machine Size: 75HP-175HP
Description: HEAVY DUTY PULL TYPE BOX BLADE

(not including Freight) \$5,418.00

Industry: CONSTRUCTION
Attachment Size: 10' WORKING WIDTH

DS12/DS38/DS-H (#IS1703-023-32)

Manufacturer NORTHSTAR ATTACHMENTS
Machine Size: 75HP-175HP
Description: HEAVY DUTY PULL TYPE BOX BLADE

(not including Freight) \$5,827.00

Industry: CONSTRUCTION
Attachment Size: 12' WORKING WIDTH

DS5 (#IS1685-023-32)

Manufacturer NORTHSTAR ATTACHMENTS
Machine Size: 45HP-75HP
Description: 5' GRADING SCRAPER

(not including Freight) \$1,400.00

Industry: CONSTRUCTION
Attachment Size: 5' CUTTING WIDTH

DS6 (#IS1686-023-32)

Manufacturer NORTHSTAR ATTACHMENTS
Machine Size: 55HP-85HP
Description: 6' DRAG SCRAPER

(not including Freight) \$1,459.00

Industry: CONSTRUCTION
Attachment Size: 6' CUTTING WIDTH

DS7 (#IS1687-023-32)

Manufacturer NORTHSTAR ATTACHMENTS
Machine Size: 65HP-110HP
Description: 7' DRAG SCRAPER

(not including Freight) \$1,540.00

Industry: CONSTRUCTION
Attachment Size: 7' CUTTING WIDTH

DS8/DS38/DS-H (#IS1701-023-32)

Manufacturer NORTHSTAR ATTACHMENTS
Machine Size: 75HP-175HP
Description: HEAVY DUTY PULL TYPE BOX BLADE

(not including Freight) \$5,010.00

Industry: CONSTRUCTION
Attachment Size: 8' WORKING WIDTH

GR-6 (#IS2378-024-28)

Manufacturer HOELSCHER INC.
Machine Size: 30-50 hp
Description: GR-6 Grader

(not including Freight) \$5,600.00

Industry: AGRICULTURAL
Attachment Size: 72" WORKING WIDTH

GR-8 (#IS2379-024-28)

Manufacturer HOELSCHER INC.
Machine Size: 40-50 hp
Description: GR-8 GRADER

(not including Freight) \$6,150.00

Industry: AGRICULTURAL
Attachment Size: 96" WORKING WIDTH

PT-8 (#IS1683-024-28)

Manufacturer HOELSCHER INC.
Machine Size: TRACTOR
Description: Pull-Type Roller

(not including Freight) \$2,830.00

Industry: AGRICULTURAL
Attachment Size: (8' ROLLER)

REAR SCRAPE BLADES

C10155/F0113/F6692/F6584/F6694 (#IS2507-025-52)**(not including Freight) \$6,935.00****Manufacturer:** FARM KING**Industry:** AGRICULTURAL**Machine Size:** 150HP**Attachment Size:** 10' WORKING WIDTH**Description:** 10" CUTTING WIDTH HYD TILT AND ANGLE**PLUG AND PLAY****C12155/F0113/F6692/F6584/F6694 (#IS2508-025-52)****(not including Freight) \$7,273.00****Manufacturer:** FARM KING**Industry:** AGRICULTURAL**Machine Size:** 150HP**Attachment Size:** 12' WORKING WIDTH**Description:** 12' CUTTING WIDTH HYD TILT AND ANGLE**PLUG AND PLAY****C7082/F6680/F6683/F6718/F6684 (#IS1612-025-52)****(not including Freight) \$3,940.00****Manufacturer:** FARM KING**Industry:** AGRICULTURAL**Machine Size:** 80HP**Attachment Size:** 7' CUTTING WIDTH**Description:** 7' CUTTING WIDTH HYD TILT AND ANGLE**PLUG AND PLAY****C8082/F6680/F6683/F6718/F6684 (#IS2500-025-52)****(not including Freight) \$4,039.00****Manufacturer:** FARM KING**Industry:** AGRICULTURAL**Machine Size:** 80HP**Attachment Size:** 8' WORKING WIDTH**Description:** 8' CUTTING WIDTH HYD TILT AND ANGLE**PLUG AND PLAY****C8102/F0113/F6692/F6583/F6693 (#IS1613-025-52)****(not including Freight) \$5,124.00****Manufacturer:** FARM KING**Industry:** AGRICULTURAL**Machine Size:** 100HP**Attachment Size:** 8' CUTTING WIDTH**Description:** 8' CUTTING WIDTH HYD TILT AND ANGLE**PLUG AND PLAY****C8155/F0113/F6692/F6584/F6694 (#IS1614-025-52)****(not including Freight) \$6,481.00****Manufacturer:** FARM KING**Industry:** AGRICULTURAL**Machine Size:** 125HP**Attachment Size:** 8' WORKING WIDTH**Description:** 8' CUTTING WIDTH HYD TILT AND ANGLE**PLUG AND PLAY****C8313 (#IS2503-025-52)****(not including Freight) \$574.00****Manufacturer:** FARM KING**Industry:** AGRICULTURAL**Machine Size:** 15HP-30HP**Attachment Size:** 48" WORKING WIDTH**Description:** 4' CUTTING WIDTH REAR BLADE**SET UP FROM FACTORY****C8315 (#IS1610-025-52)****(not including Freight) \$590.00****Manufacturer:** FARM KING**Industry:** AGRICULTURAL**Machine Size:** 15HP-30HP**Attachment Size:** 60" CUTTING WIDTH**Description:** 60" CUTTING WIDTH REAR BLADE Series 30 **SET UP FROM FACTORY****C8317 (#IS2504-025-52)****(not including Freight) \$650.00****Manufacturer:** FARM KING**Industry:** AGRICULTURAL**Machine Size:** 15HP-30HP**Attachment Size:** 72" WORKING WIDTH**Description:** 6' CUTTING WIDTH REAR BLADE **SET UP FROM FACTORY****C8800 (#IS2505-025-52)****(not including Freight) \$1,433.00****Manufacturer:** FARM KING**Industry:** AGRICULTURAL**Machine Size:** 30HP-60HP**Attachment Size:** 8' WORKING WIDTH**Description:** 8' CUTTING WIDTH REAR BLADE Series 60**SET UP FROM FACTORY****C8801 (#IS1611-025-52)****(not including Freight) \$1,365.00****Manufacturer:** FARM KING**Industry:** AGRICULTURAL**Machine Size:** 30HP-60HP**Attachment Size:** 7' CUTTING WIDTH**Description:** 7' CUTTING WIDTH REAR BLADE Series 60 **SET UP FROM FACTORY**

C9082/F6680/F6683/F6718/F6684 (#IS2501-025-52)**(not including Freight) \$4,112.00****Manufacturer:** FARM KING**Industry:** AGRICULTURAL**Machine Size:** 80HP**Attachment Size:** 9' WORKING WIDTH**Description:** 9' CUTTING WIDTH HYD TILT AND ANGLE**PLUG AND PLAY****C9102/F0113/F6692/F6583/F6693 (#IS2502-025-52)****(not including Freight) \$5,193.00****Manufacturer:** FARM KING**Industry:** AGRICULTURAL**Machine Size:** 100HP**Attachment Size:** 9' WORKING WIDTH**Description:** 9' CUTTING WIDTH HYD TILT AND ANGLE**PLUG AND PLAY****C9155/F0113/F6692/F6584/F6694 (#IS2506-025-52)****(not including Freight) \$6,779.00****Manufacturer:** FARM KING**Industry:** AGRICULTURAL**Machine Size:** 150HP**Attachment Size:** 108" WORKING WIDTH**Description:** 9' CUTTING WIDTH HYD TILT AND ANGLE**PLUG AND PLAY****RIPPER EXCAVATOR****20FR-54 (#IS2160-032-54)****(not including Freight) \$5,025.00****Manufacturer:** NM ATTACHMENTS**Industry:** CONSTRUCTION**Machine Size:** 45000LBS-55000LBS**Attachment Size:** 54" PENETRATION**Description:** RIPPER***MUST SPECIFY MOUNT*****3FR-21 (#IS2122-032-54)****(not including Freight) \$1,104.00****Manufacturer:** NM ATTACHMENTS**Industry:** CONSTRUCTION**Machine Size:** 6000LBS-10000LBS**Attachment Size:** 21" PENETRATION**Description:** RIPPER ***MUST SPECIFY MOUNT*****5FR-24 (#IS2125-032-54)****(not including Freight) \$1,572.00****Manufacturer:** NM ATTACHMENTS**Industry:** CONSTRUCTION**Machine Size:** 10000LBS-12000LBS**Attachment Size:** 24" PENETRATION**Description:** RIPPER ***MUST SPECIFY MOUNT*****6FR-24 (#IS1867-032-54)****(not including Freight) \$2,031.00****Manufacturer:** NM ATTACHMENTS**Industry:** CONSTRUCTION**Machine Size:** 12,000LBS-14,000LBS**Attachment Size:** 24" PENETRATION**Description:** RIPPER***MUST SPECIFY MOUNT*****8FR-30 (#IS1895-032-54)****(not including Freight) \$2,686.00****Manufacturer:** NM ATTACHMENTS**Industry:** CONSTRUCTION**Machine Size:** 14,000LBS-24,000LBS**Attachment Size:** 30" PENETRATION**Description:** RIPPER***MUST SPECIFY MOUNT*****ROCK HOUND SKID STEER****LAF3566-0022 (#IS2478-025-34)****(not including Freight) \$9,890.00****Manufacturer:** PALADIN**Industry:** CONSTRUCTION**Machine Size:** SSL**Attachment Size:** 66" WORKING WIDTH**Description:** ROCK REMOVAL FOR SKID-STEER LOADERS • Picks up rocks 1" to 20" in diameter**PLUG AND PLAY****LAF3576-0022 (#IS1556-025-34)****(not including Freight) \$10,436.00****Manufacturer:** PALADIN**Industry:** CONSTRUCTION**Machine Size:** SSL**Attachment Size:** 76" WORKING WIDTH**Description:** ROCK REMOVAL FOR SKID-STEER LOADERS • Picks up rocks 1" to 20" in diameter**PLUG AND PLAY**

LAF6864 (#IS2480-025-34)**(not including Freight) \$10,978.00****Manufacturer:** PALADIN**Industry:** CONSTRUCTION**Machine Size:** SSL**Attachment Size:** 66" WORKING WIDTH**Description:** The FFC AutoRake is an easy to use site cleanup and soil preparation attachment. Picks up and collects materials 3/4" to 6".**PLUG AND PLAY****LAF6874 (#IS2481-025-34)****(not including Freight) \$11,933.00****Manufacturer:** PALADIN**Industry:** CONSTRUCTION**Machine Size:** SSL**Attachment Size:** 76" WORKING WIDTH**Description:** The FFC AutoRake is an easy to use site cleanup and soil preparation attachment. Picks up and collects materials 3/4" to 6".**PLUG AND PLAY****ROCK RAKE TRACTOR****Y6030RR (#IS2518-025-52)****(not including Freight) \$1,243.00****Manufacturer:** FARM KING**Industry:** AGRICULTURAL**Machine Size:** TRACTOR**Attachment Size:** 60" WORKING WIDTH**Description:** 60" Land Rake c/w 30 tines**SET UP FROM FACTORY****Y7236RR (#IS2519-025-52)****(not including Freight) \$1,380.00****Manufacturer:** FARM KING**Industry:** AGRICULTURAL**Machine Size:** TRACTOR**Attachment Size:** 72" WORKING WIDTH**Description:** 72" Land Rake c/w 36 tines**SET UP FROM FACTORY****Y8442RR (#IS2520-025-52)****(not including Freight) \$1,534.00****Manufacturer:** FARM KING**Industry:** AGRICULTURAL**Machine Size:** TRACTOR**Attachment Size:** 84" WORKING WIDTH**Description:** 84" Land Rake c/w 42 tines**SET UP FROM FACTORY****Y9648RR (#IS2521-025-52)****(not including Freight) \$1,655.00****Manufacturer:** FARM KING**Industry:** AGRICULTURAL**Machine Size:** TRACTOR**Attachment Size:** 8' WORKING WIDTH**Description:** 96" Land Rake c/w 48 tines**SET UP FROM FACTORY****ROCK SAW SKID STEER****106874/17777/106681/106876/104367 (#IS2485-025-34)****(not including Freight) \$22,729.00****Manufacturer:** PALADIN**Industry:** CONSTRUCTION**Machine Size:** SSL 22GPM-44 GPM**Attachment Size:** 18" DEEP X 2.5" WIDE**Description:** ROCK SAW FOR SKID-STEER LOADERS 18" DEEP x 2.5" WIDE general purpose pick**MUST SPECIFY CONTROLS**PLUG AND PLAY****106874/17777/106682/106876/104367 (#IS2486-025-34)****(not including Freight) \$22,774.00****Manufacturer:** PALADIN**Industry:** CONSTRUCTION**Machine Size:** SSL 22GPM-44 GPM**Attachment Size:** 18" DEEP X 4" WIDE**Description:** ROCK SAW FOR SKID-STEER LOADERS 18" DEEP x 4" WIDE general purpose pick**MUST SPECIFY CONTROLS**PLUG AND PLAY****106875/17777/106684/106876/108036 (#IS2487-025-34)****(not including Freight) \$24,574.00****Manufacturer:** PALADIN**Industry:** CONSTRUCTION**Machine Size:** SSL 30GPM-35GPM**Attachment Size:** 24" DEEP X 2.5" WIDE**Description:** ROCK SAW FOR SKID-STEER LOADERS 24" DEEP x 2.5" WIDE general purpose pick**MUST SPECIFY CONTROLS**PLUG AND PLAY****106875/17777/106685/106876/108036 (#IS2488-025-34)****(not including Freight) \$24,629.00****Manufacturer:** PALADIN**Industry:** CONSTRUCTION**Machine Size:** SSL 30GPM-35GPM**Attachment Size:** 24" DEEP X 4" WIDE**Description:** ROCK SAW FOR SKID-STEER LOADERS 24" DEEP x 4" WIDE general purpose pick**MUST SPECIFY CONTROLS**PLUG AND PLAY**

106875/17778/106684/106876/108036 (#IS2489-025-34)**(not including Freight) \$24,649.00****Manufacturer:** PALADIN**Industry:** CONSTRUCTION**Machine Size:** SSL 36GPM-44GPM**Attachment Size:** 24" DEEP X 4" WIDE**Description:** ROCK SAW FOR SKID-STEER LOADERS 24" DEEP x 4" WIDE general purpose pick**MUST SPECIFY CONTROLS**PLUG AND PLAY****106875/17778/106685/106876/108036 (#IS2492-025-34)****(not including Freight) \$24,704.00****Manufacturer:** PALADIN**Industry:** CONSTRUCTION**Machine Size:** SSL 36GPM-44GPM**Attachment Size:** 24" DEEP X 2.5" WIDE**Description:** ROCK SAW FOR SKID-STEER LOADERS 24" DEEP x 2.5" WIDE general purpose pick**MUST SPECIFY CONTROLS**PLUG AND PLAY****ROOT RAKE EXCAVATOR****13RR-48 (#IS1839-032-54)****(not including Freight) \$5,519.00****Manufacturer:** NM ATTACHMENTS**Industry:** CONSTRUCTION**Machine Size:** 24,000LBS - 33,000LBS**Attachment Size:** 48" ROOT RAKE**Description:** 48" ROOT RAKE ***MUST SPECIFY MOUNT*****13RR-54 (#IS1896-032-54)****(not including Freight) \$5,760.00****Manufacturer:** NM ATTACHMENTS**Industry:** CONSTRUCTION**Machine Size:** 24,000LBS-33,000LBS**Attachment Size:** 54" ROOT RAKE**Description:** 54" ROOT RAKE ***MUST SPECIFY MOUNT*****15RR-48 (#IS2140-032-54)****(not including Freight) \$5,301.00****Manufacturer:** NM ATTACHMENTS**Industry:** CONSTRUCTION**Machine Size:** 33000LBS-45000LBS**Attachment Size:** 48" ROOT RAKE 5 TINES**Description:** 48" ROOT RAKE ***MUST SPECIFY MOUNT*****15RR-54 (#IS2141-032-54)****(not including Freight) \$5,538.00****Manufacturer:** NM ATTACHMENTS**Industry:** CONSTRUCTION**Machine Size:** 33000LBS-45000LBS**Attachment Size:** 54" ROOT RAKE 6 TINES**Description:** 54" ROOT RAKE ***MUST SPECIFY MOUNT*****15RR-60 (#IS2142-032-54)****(not including Freight) \$5,981.00****Manufacturer:** NM ATTACHMENTS**Industry:** CONSTRUCTION**Machine Size:** 33000LBS-45000LBS**Attachment Size:** 60" ROOT RAKE 7 TINES**Description:** 60" ROOT RAKE***MUST SPECIFY MOUNT*****20RR-60 (#IS1835-032-54)****(not including Freight) \$7,459.00****Manufacturer:** NM ATTACHMENTS**Industry:** CONSTRUCTION**Machine Size:** 45,000lbs-55,000lbs**Attachment Size:** 60" ROOT RAKE**Description:** 60" ROOT RAKE ***MUST SPECIFY MOUNT*****25RR-60 (#IS1836-032-54)****(not including Freight) \$8,715.00****Manufacturer:** NM ATTACHMENTS**Industry:** CONSTRUCTION**Machine Size:** 55,000LBS - 65,000LBS**Attachment Size:** 60" ROOT RAKE**Description:** 60" ROOT RAKE ***MUST SPECIFY MOUNT*****25RR-72 (#IS1837-032-54)****(not including Freight) \$9,305.00****Manufacturer:** NM ATTACHMENTS**Industry:** CONSTRUCTION**Machine Size:** 55,000LBS - 65,000LBS**Attachment Size:** 72" ROOT RAKE**Description:** 72" ROOT RAKE ***MUST SPECIFY MOUNT*****3RR-30 (#IS1891-032-54)****(not including Freight) \$1,882.00****Manufacturer:** NM ATTACHMENTS**Industry:** CONSTRUCTION**Machine Size:** 6,000LBS-10,000LBS**Attachment Size:** 30" ROOT RAKE**Description:** 30" ROOT RAKE ***MUST SPECIFY MOUNT***

3RR-36 (#IS1892-032-54)**(not including Freight) \$2,133.00**

Manufacturer: NM ATTACHMENTS
Machine Size: 6,000LBS-10,000LBS
Description: 36" ROOT RAKE ***MUST SPECIFY MOUNT***

Industry: CONSTRUCTION
Attachment Size: 36" ROOT RAKE

5RR-30 (#IS1841-032-54)**(not including Freight) \$2,797.00**

Manufacturer: NM ATTACHMENTS
Machine Size: 10,000LBS - 12,000LBS
Description: 30" ROOT RAKE ***MUST SPECIFY MOUNT***

Industry: CONSTRUCTION
Attachment Size: 30" ROOT RAKE

5RR-36 (#IS1893-032-54)**(not including Freight) \$2,970.00**

Manufacturer: NM ATTACHMENTS
Machine Size: 10,000LBS-12,000LBS
Description: 36" ROOT RAKE ***MUST SPECIFY MOUNT***

Industry: CONSTRUCTION
Attachment Size: 36" ROOT RAKE

6RR-42 (#IS1840-032-54)**(not including Freight) \$3,208.00**

Manufacturer: NM ATTACHMENTS
Machine Size: 12,000LBS - 14,000LBS
Description: 42" ROOT RAKE ***MUST SPECIFY MOUNT***

Industry: CONSTRUCTION
Attachment Size: 42" ROOT RAKE

6RR-48 (#IS1894-032-54)**(not including Freight) \$3,471.00**

Manufacturer: NM ATTACHMENTS
Machine Size: 12,000LBS-14,000LBS
Description: 48" ROOT RAKE ***MUST SPECIFY MOUNT***

Industry: CONSTRUCTION
Attachment Size: 48" ROOT RAKE

8RR-48 (#IS1838-032-54)**(not including Freight) \$4,125.00**

Manufacturer: NM ATTACHMENTS
Machine Size: 14,000LBS - 24,000LBS
Description: 48" ROOT RAKE ***MUST SPECIFY MOUNT***

Industry: CONSTRUCTION
Attachment Size: 48" ROOT RAKE

ROTARY CUTTER TRACTOR**10.5 PULL TYPE CUTTER (#IS1570-025-52)****(not including Freight) \$11,047.00**

Manufacturer: FARM KING
Machine Size: 60HP MINIMUM
Description: 10.5 PULL TYPE CUTTER

Industry: AGRICULTURAL
Attachment Size: 10.5 CUTTING WIDTH

BROWN 415 (#IS0095-025-19)**(not including Freight) \$2,875.00**

Manufacturer: BROWN
Machine Size: 45HP MINIMUM
Description: 5' ROTARY CUTTER

Industry: AGRICULTURAL
Attachment Size: 5' CUTTING WIDTH

BROWN 416 (#IS0107-025-19)**(not including Freight) \$3,375.00**

Manufacturer: BROWN
Machine Size: 55HP MINIMUM
Description: 6' ROTARY CUTTER

Industry: AGRICULTURAL
Attachment Size: 6' CUTTING WIDTH

BROWN 417 (#IS0119-025-19)**(not including Freight) \$4,825.00**

Manufacturer: BROWN
Machine Size: 75HP MINIMUM
Description: 7' ROTARY CUTTER Dual Tail Wheels

Industry: AGRICULTURAL
Attachment Size: 7' CUTTING WIDTH

BROWN 418 (#IS0127-025-19)**(not including Freight) \$5,625.00**

Manufacturer: BROWN
Machine Size: 90HP MINIMUM
Description: 8' ROTARY CUTTER SINGLE SPINDLE

Industry: AGRICULTURAL
Attachment Size: 8' CUTTING WIDTH

BROWN 418GRN (#IS0129-025-19)**(not including Freight) \$5,625.00**

Manufacturer: BROWN
Machine Size: 90HP MINIMUM
Description: 8' ROTARY CUTTER SINGLE SPINDLE GREEN

Industry: AGRICULTURAL
Attachment Size: 8' CUTTING WIDTH

Y1020S (#IS1568-025-52)**(not including Freight) \$9,548.00**

Manufacturer: FARM KING
Machine Size: 65HP-95HP
Description: 10.5 3PT HITCH CUTTER

Industry: AGRICULTURAL
Attachment Size: 10.5 CUTTING WIDTH

Y1030-3 (#IS1572-025-52)**(not including Freight) \$20,389.00**

Manufacturer: FARM KING
Machine Size: 65HP MINIMUM
Description: 10.5 FLEX WING CUTTER 540rpm 6tires

Industry: AGRICULTURAL
Attachment Size: 10.5 CUTTING WIDTH

Y1530-6 (#IS1566-025-52)**(not including Freight) \$26,564.00**

Manufacturer: FARM KING
Machine Size: 75HP-120HP
Description: 15' BAT WING MOWER

Industry: AGRICULTURAL
Attachment Size: 15' CUTTING WIDTH

Y820S (#IS1567-025-52)**(not including Freight) \$7,075.00**

Manufacturer: FARM KING
Machine Size: 40HP MINIMUM
Description: 8' 3PT HITCH CUTTER

Industry: AGRICULTURAL
Attachment Size: 8' CUTTING WIDTH

Y820T/ F630/F1989/F1989 (#IS1571-025-52)**(not including Freight) \$9,074.00**

Manufacturer: FARM KING
Machine Size: 50 HP MINIMUM
Description: 8' PULL TYPE CUTTER **PLUG AND PLAY**

Industry: AGRICULTURAL
Attachment Size: 8' CUTTING WIDTH

SICKLE BAR MOWER**801.022 (#IS1762-025-40)****(not including Freight) \$5,380.00**

Manufacturer: SITREX
Machine Size:
Description: SICKLE BAR MOWER SB165 MANUAL LIFT

Industry: AGRICULTURAL
Attachment Size: 5'6" CUTTING WIDTH

801.022/100.345 (#IS2469-025-40)**(not including Freight) \$6,178.00**

Manufacturer: SITREX
Machine Size:
Description: SICKLE BAR MOWER SB165 HYDRAULIC LIFT

Industry: AGRICULTURAL
Attachment Size: 5'6" CUTTING WIDTH

801.023 (#IS2468-025-40)**(not including Freight) \$5,975.00**

Manufacturer: SITREX
Machine Size:
Description: SICKLE BAR MOWER SB180 MANUAL LIFT

Industry: AGRICULTURAL
Attachment Size: 72" WORKING WIDTH

801.023/100.345 (#IS2470-025-40)**(not including Freight) \$6,773.00**

Manufacturer: SITREX
Machine Size:
Description: SICKLE BAR MOWER SB180 HYDRAULIC LIFT

Industry: AGRICULTURAL
Attachment Size: 72" WORKING WIDTH

801.024 (#IS2466-025-40)**(not including Freight) \$5,760.00**

Manufacturer: SITREX
Machine Size:
Description: SICKLE BAR MOWER SB210 MANUAL LIFT

Industry: AGRICULTURAL
Attachment Size: 7' WORKING WIDTH

801.024/100.345 (#IS2471-025-40)**(not including Freight) \$6,558.00**

Manufacturer: SITREX
Machine Size:
Description: SICKLE BAR MOWER SB210 HYDRAULIC LIFT

Industry: AGRICULTURAL
Attachment Size: 7' WORKING WIDTH

RSB6MFK (#IS1587-025-52)**(not including Freight) \$4,640.00**

Manufacturer: FARM KING
Machine Size: 55HP MINIMUM
Description: 6' SICKLE BAR MOWER CUTTING WIDTH **MANUAL LIFT**

Industry: AGRICULTURAL
Attachment Size: 6' CUTTING WIDTH

RSB7HFK (#IS1584-025-52)**(not including Freight) \$5,160.00**

Manufacturer: FARM KING
Machine Size: 55HP MINIMUM
Description: SICKLE BAR MOWER 7' CUTTING WIDTH**HYDRAULIC LIFT**

Industry: AGRICULTURAL
Attachment Size: 7' CUTTING WIDTH

RSB9HFK (#IS1585-025-52)**(not including Freight) \$5,935.00**

Manufacturer: FARM KING
Machine Size: 65HP MINIMUM
Description: SICKLE BAR MOWER 9' CUTTING WIDTH**HYDRAULIC LIFT**

Industry: AGRICULTURAL
Attachment Size: 9' CUTTING WIDTH

SILAGE DEFACER SKID STEER**16980 (#IS2003-025-34)****(not including Freight) \$6,194.00**

Manufacturer: PALADIN
Machine Size: SSL 18GPM - 22 GPM
Description: SILAGE DEFACER

Industry: AGRICULTURAL
Attachment Size: 8' WORKING WIDTH

SKIDDING PLATE**FXP20 (#IS0341-023-24)****(not including Freight) \$990.00**

Manufacturer: WALLENSTEIN
Machine Size: UP TO 40HP
Description: SKIDDING PLATE

Industry: AGRICULTURAL
Attachment Size:

FXP30 (#IS0342-023-24)**(not including Freight) \$1,240.00**

Manufacturer: WALLENSTEIN
Machine Size: UP TO 80HP
Description: SKIDDING PLATE

Industry: AGRICULTURAL
Attachment Size:

SKIDDING WINCH TRACTOR**FX110 (#IS0332-023-24)****(not including Freight) \$5,230.00**

Manufacturer: WALLENSTEIN
Machine Size: 50-90 HP
Description: SKIDDING WINCH

Industry: AGRICULTURAL
Attachment Size: 11000LB PULLING CAPACITY

FX110R (#IS0333-023-24)**(not including Freight) \$7,460.00**

Manufacturer: WALLENSTEIN
Machine Size: 50-90 HP
Description: SKIDDING WINCH

Industry: AGRICULTURAL
Attachment Size: 11000LB PULLING CAPACITY

FX140 (#IS0334-023-24)**(not including Freight) \$6,150.00**

Manufacturer: WALLENSTEIN
Machine Size: 80-120 HP
Description: SKIDDING WINCH

Industry: AGRICULTURAL
Attachment Size: 14000LB PULLING CAPACITY

FX140R (#IS0335-023-24)

Manufacturer: WALLENSTEIN
Machine Size: 80-120 HP
Description: SKIDDING WINCH

(not including Freight) \$8,290.00

Industry: AGRICULTURAL
Attachment Size: 14000LB PULLING CAPACITY

FX40 (#IS0337-023-24)

Manufacturer: WALLENSTEIN
Machine Size: 12-30 HP
Description: SKIDDING WINCH

(not including Freight) \$3,460.00

Industry: AGRICULTURAL
Attachment Size: 4000LB PULLING CAPACITY

FX66 (#IS0338-023-24)

Manufacturer: WALLENSTEIN
Machine Size: 25-50 HP
Description: SKIDDING WINCH

(not including Freight) \$4,000.00

Industry: AGRICULTURAL
Attachment Size: 6600LB PULLING CAPACITY

FX85 (#IS0339-023-24)

Manufacturer: WALLENSTEIN
Machine Size: 30-55 HP
Description: SKIDDING WINCH

(not including Freight) \$4,470.00

Industry: AGRICULTURAL
Attachment Size: 8500LB PULLING CAPACITY

FX85R (#IS0340-023-24)

Manufacturer: WALLENSTEIN
Machine Size: 30-55 HP
Description: SKIDDING WINCH

(not including Freight) \$6,580.00

Industry: AGRICULTURAL
Attachment Size: 8500LB PULLING CAPACITY

SNOW REMOVAL**358000 (#IS0814-023-02)**

Manufacturer: WORKSAVER INC.
Machine Size: SSL
Description: 60" Snow Pusher Skid Steer Mount, Rubber edge std.

(not including Freight) \$1,255.00

Industry: AGRICULTURAL
Attachment Size: 60" WIDE

358005 (#IS0815-023-02)

Manufacturer: WORKSAVER INC.
Machine Size: SSL
Description: 60" Snow Pusher Skid Steer Mount, Steel edge std.

(not including Freight) \$1,230.00

Industry: AGRICULTURAL
Attachment Size: 60" WIDE

358010 (#IS0816-023-02)

Manufacturer: WORKSAVER INC.
Machine Size: SSL
Description: 72" Snow Pusher Skid Steer Mount, Rubber edge std.

(not including Freight) \$1,355.00

Industry: AGRICULTURAL
Attachment Size: 72" WIDE

358015 (#IS0817-023-02)

Manufacturer: WORKSAVER INC.
Machine Size: SSL
Description: 72" Snow Pusher Skid Steer Mount, Steel edge std.

(not including Freight) \$1,320.00

Industry: AGRICULTURAL
Attachment Size: 72" WIDE

358020 (#IS0818-023-02)

Manufacturer: WORKSAVER INC.
Machine Size: SSL
Description: 84" Snow Pusher Skid Steer Mount, Rubber edge std.

(not including Freight) \$1,470.00

Industry: AGRICULTURAL
Attachment Size: 84" WIDE

358025 (#IS0819-023-02)

Manufacturer: WORKSAVER INC.
Machine Size: SSL
Description: 84" Snow Pusher Skid Steer Mount, Steel edge std.

(not including Freight) \$1,430.00

Industry: AGRICULTURAL
Attachment Size: 84" WIDE

358030 (#IS0820-023-02)**(not including Freight) \$1,255.00****Manufacturer:** WORKSAVER INC.**Industry:** AGRICULTURAL**Machine Size:** TRACTOR**Attachment Size:** 60" WIDE**Description:** 60" Snow Pusher for JD 200/300/400 series loaders, Rubber edge std.**358035 (#IS0821-023-02)****(not including Freight) \$1,230.00****Manufacturer:** WORKSAVER INC.**Industry:** AGRICULTURAL**Machine Size:** TRACTOR**Attachment Size:** 60" WIDE**Description:** 60" Snow Pusher for JD 200/300/400 series loaders, Steel edge std.**358040 (#IS0822-023-02)****(not including Freight) \$1,355.00****Manufacturer:** WORKSAVER INC.**Industry:** AGRICULTURAL**Machine Size:** TRACTOR**Attachment Size:** 72" WIDE**Description:** 72" Snow Pusher for JD 200/315/400 series loaders, Rubber edge std.**358045 (#IS0823-023-02)****(not including Freight) \$1,320.00****Manufacturer:** WORKSAVER INC.**Industry:** AGRICULTURAL**Machine Size:** TRACTOR**Attachment Size:** 72" WIDE**Description:** 72" Snow Pusher for JD 200/315/400 series loaders, Steel edge std.**358050 (#IS0824-023-02)****(not including Freight) \$1,470.00****Manufacturer:** WORKSAVER INC.**Industry:** AGRICULTURAL**Machine Size:** TRACTOR**Attachment Size:** 84" WIDE**Description:** 84" Snow Pusher for JD 200/300/400 series loaders, Rubber edge std.**358055 (#IS0825-023-02)****(not including Freight) \$1,430.00****Manufacturer:** WORKSAVER INC.**Industry:** AGRICULTURAL**Machine Size:** TRACTOR**Attachment Size:** 84" WIDE**Description:** 84" Snow Pusher for JD 200/300/400 series loaders, Steel edge std.**358060 (#IS0836-023-02)****(not including Freight) \$2,980.00****Manufacturer:** WORKSAVER INC.**Industry:** AGRICULTURAL**Machine Size:** SSL**Attachment Size:** 96" WIDE**Description:** 8-ft Snow Pusher (36-Series) Skid Steer mount. Rubber edge std.**358070 (#IS0838-023-02)****(not including Freight) \$3,010.00****Manufacturer:** WORKSAVER INC.**Industry:** AGRICULTURAL**Machine Size:** TRACTOR**Attachment Size:** 96" WIDE**Description:** 8-ft Snow Pusher (36-Series) JD 400/525 mount. Rubber edge std.**358080 (#IS0840-023-02)****(not including Freight) \$2,980.00****Manufacturer:** WORKSAVER INC.**Industry:** AGRICULTURAL**Machine Size:** TRACTOR**Attachment Size:** 96" WIDE**Description:** 8-ft Snow Pusher (36-Series) Euro/Global Mount Rubber edge**358090 (#IS0837-023-02)****(not including Freight) \$3,190.00****Manufacturer:** WORKSAVER INC.**Industry:** AGRICULTURAL**Machine Size:** SSL**Attachment Size:** 120" WIDE**Description:** 10-ft Snow Pusher (36-Series) Skid Steer mount. Rubber edge**358100 (#IS0839-023-02)****(not including Freight) \$3,220.00****Manufacturer:** WORKSAVER INC.**Industry:** AGRICULTURAL**Machine Size:** TRACTOR**Attachment Size:** 120" WIDE**Description:** 10-ft Snow Pusher (36-Series) JD 400/525 mount. Rubber edge std.

358110 (#IS0841-023-02)**(not including Freight) \$3,220.00****Manufacturer:** WORKSAVER INC.**Industry:** AGRICULTURAL**Machine Size:** TRACTOR**Attachment Size:** 120" WIDE**Description:** 10-ft Snow Pusher (36-Series) Euro/Global mount Rubber edge**358130 (#IS0842-023-02)****(not including Freight) \$3,425.00****Manufacturer:** WORKSAVER INC.**Industry:** AGRICULTURAL**Machine Size:** TRACTOR**Attachment Size:** 96" WIDE**Description:** 8-Ft Blade Back Snow Pusher (36-Series) with Rubber Cutting Edge. Allows brackets to be welded -on**MUST SPECIFY MOUNT****358135 (#IS0843-023-02)****(not including Freight) \$3,635.00****Manufacturer:** WORKSAVER INC.**Industry:** AGRICULTURAL**Machine Size:** TRACTOR**Attachment Size:** 120" WIDE**Description:** 10-Ft Blade Back Snow Pusher (36-Series) with Rubber Cutting Edge. Allows brackets to be welded-on.**MUST SPECIFY MOUNT****358140 (#IS0844-023-02)****(not including Freight) \$3,210.00****Manufacturer:** WORKSAVER INC.**Industry:** AGRICULTURAL**Machine Size:** TRACTOR**Attachment Size:** 96" WIDE**Description:** 8-ft Bucket Mount (chain-on) Snow Pusher (36-Series) w/ Rubber Cutting Edge.**358150 (#IS0845-023-02)****(not including Freight) \$3,420.00****Manufacturer:** WORKSAVER INC.**Industry:** AGRICULTURAL**Machine Size:** TRACTOR**Attachment Size:** 120" WIDE**Description:** 10-ft Bucket Mount (chain-on) Snow Pusher (36-Series) w/ Rubber Cutting Edge.**358160 (#IS0797-023-02)****(not including Freight) \$899.00****Manufacturer:** WORKSAVER INC.**Industry:** AGRICULTURAL**Machine Size:** TRACTOR**Attachment Size:** 48" WIDE**Description:** 4-ft 20-series snow pusher w/rubber edge skid steer mount**358165 (#IS0798-023-02)****(not including Freight) \$875.00****Manufacturer:** WORKSAVER INC.**Industry:** AGRICULTURAL**Machine Size:** TRACTOR**Attachment Size:** 48" WIDE**Description:** 4-ft 20-series snow pusher w/metal edge skid steer mount**358170 (#IS0799-023-02)****(not including Freight) \$940.00****Manufacturer:** WORKSAVER INC.**Industry:** AGRICULTURAL**Machine Size:** TRACTOR**Attachment Size:** 60" WIDE**Description:** 5-ft 20-series snow pusher w/rubber edge skid steer mount**358175 (#IS0800-023-02)****(not including Freight) \$910.00****Manufacturer:** WORKSAVER INC.**Industry:** AGRICULTURAL**Machine Size:** TRACTOR**Attachment Size:** 60" WIDE**Description:** 5-ft 20-series snow pusher w/metal edge skid steer mount**358180 (#IS0801-023-02)****(not including Freight) \$899.00****Manufacturer:** WORKSAVER INC.**Industry:** AGRICULTURAL**Machine Size:** TRACTOR**Attachment Size:** 48" WIDE**Description:** 4-ft 20-series pusher w/John Deere mount (200/300/D120/H120/H130) w/rubber cutting edge**358185 (#IS0802-023-02)****(not including Freight) \$875.00****Manufacturer:** WORKSAVER INC.**Industry:** AGRICULTURAL**Machine Size:** TRACTOR**Attachment Size:** 48" WIDE**Description:** 4-ft 20-series pusher w/John Deere mount (200/300/D120/H120/H130) w/metal cutting edge

358190 (#IS0803-023-02)**Manufacturer:** WORKSAVER INC.**Machine Size:** TRACTOR**Description:** 5-ft 20-series pusher w/John Deere mount (200/300/D120/H120/H130) w/rubber cutting edge**(not including Freight) \$940.00****Industry:** AGRICULTURAL**Attachment Size:** 60" WIDE**358195 (#IS0804-023-02)****Manufacturer:** WORKSAVER INC.**Machine Size:** TRACTOR**Description:** 5-ft 20-series pusher w/John Deere mount (200/300/D120/H120/H130) w/metal cutting edge**(not including Freight) \$910.00****Industry:** AGRICULTURAL**Attachment Size:** 60" WIDE**360070 (#IS0766-023-02)****Manufacturer:** WORKSAVER INC.**Machine Size:** SSL**Description:** H.D. 9-ft. snow blade for skid steer loaders. 5 degree lateral oscillation. Hydraulic angle adj. With cross-over relief valve standard. 27" high moldboard.**(not including Freight) \$3,955.00****Industry:** AGRICULTURAL**Attachment Size:** 108" WIDE**360075 (#IS0767-023-02)****Manufacturer:** WORKSAVER INC.**Machine Size:** TRACTOR**Description:** H.D. 9-ft. snow blade for tractor front loaders. 5 degree lateral oscillation. Hydraulic angle adj. With cross-over relief valve standard. 27" high moldboard.**MUST SPECIFY MOUNT****(not including Freight) \$4,420.00****Industry:** AGRICULTURAL**Attachment Size:** 108" WIDE**360078 (#IS0768-023-02)****Manufacturer:** WORKSAVER INC.**Machine Size:** TRACTOR**Description:** H.D. 9-ft. snow blade for tractor front loaders with the Global / Euro carrier system. 5 degree lateral oscillation and hydraulic angle adjustment with crossover relief valve standard equipment.**(not including Freight) \$3,955.00****Industry:** AGRICULTURAL**Attachment Size:** 108" WIDE**360080 (#IS0770-023-02)****Manufacturer:** WORKSAVER INC.**Machine Size:** SSL**Description:** H.D. 7.5-ft. snow blade for skid steer loaders. 5 degree lateral oscillation. Manual angle adj. Standard. 27" high moldboard.**(not including Freight) \$2,830.00****Industry:** CONSTRUCTION**Attachment Size:** 90" WIDE**360085 (#IS0772-023-02)****Manufacturer:** WORKSAVER INC.**Machine Size:** TRACTOR**Description:** H.D. 7.5-ft. snow blade for tractor front loaders. 5 degree lateral oscillation. Manual angle adj. Standard. 27" high moldboard.**MUST SPECIFY MOUNT****(not including Freight) \$3,295.00****Industry:** AGRICULTURAL**Attachment Size:** 90" WIDE**360090 (#IS0773-023-02)****Manufacturer:** WORKSAVER INC.**Machine Size:** TRACTOR**Description:** H.D. 7.5-ft. snow blade for tractor front loaders with the Global / Euro carrier system. 5 degree lateral oscillation and manual angle adjustment standard equipment.**(not including Freight) \$2,830.00****Industry:** AGRICULTURAL**Attachment Size:** 90" WIDE**360100 (#IS0776-023-02)****Manufacturer:** WORKSAVER INC.**Machine Size:** TRACTOR**Description:** 5-ft.x 21" Snow Blade for compact tractors 40 hp and less with "Universal" Quick Attach.**(not including Freight) \$2,070.00****Industry:** AGRICULTURAL**Attachment Size:** 60" WIDE**360130 (#IS0779-023-02)****Manufacturer:** WORKSAVER INC.**Machine Size:** TRACTOR**Description:** 6-ft. x 21" Snow Blade for compact tractors 40 hp and less with "Universal" Quick Attach.**(not including Freight) \$2,140.00****Industry:** AGRICULTURAL**Attachment Size:** 72" WIDE**360140 (#IS0777-023-02)****Manufacturer:** WORKSAVER INC.**Machine Size:** TRACTOR**Description:** 5-ft.x 21" Snow Blade for compact tractors 40 hp and less. **MUST SPECIFY MOUNT****(not including Freight) \$2,545.00****Industry:** AGRICULTURAL**Attachment Size:** 60" WIDE

360160 (#IS0780-023-02)**(not including Freight) \$2,575.00****Manufacturer:** WORKSAVER INC.**Industry:** AGRICULTURAL**Machine Size:** TRACTOR**Attachment Size:** 72" WIDE**Description:** 6-ft.x 21" Snow Blade for compact tractors 40 hp and less.**MUST SPECIFY MOUNT****360250 (#IS0778-023-02)****(not including Freight) \$2,060.00****Manufacturer:** WORKSAVER INC.**Industry:** AGRICULTURAL**Machine Size:** TRACTOR**Attachment Size:** 60" WIDE**Description:** 5-ft 21" Snow Blade for JD compact tractors equipped with JD 200, 300 or 400 series loaders (not compatible with 240,257.25,260,278.25)**360255 (#IS0781-023-02)****(not including Freight) \$2,180.00****Manufacturer:** WORKSAVER INC.**Industry:** AGRICULTURAL**Machine Size:** TRACTOR**Attachment Size:** 72" WIDE**Description:** 6-ft 21" Snow Blade for JD compact tractors equipped with JD 200, 300 or 400 series loaders (not compatible with 240,257.25,260,278.25)**360270 (#IS0774-023-02)****(not including Freight) \$2,985.00****Manufacturer:** WORKSAVER INC.**Industry:** AGRICULTURAL**Machine Size:** TRACTOR**Attachment Size:** 90" WIDE**Description:** H.D. 7.5-ft. snow blade for JD 400/525 series front loaders. 5 degree lateral oscillations and man. Angle adj. St. 27" high moldboard**360275 (#IS0769-023-02)****(not including Freight) \$4,040.00****Manufacturer:** WORKSAVER INC.**Industry:** AGRICULTURAL**Machine Size:** TRACTOR**Attachment Size:** 108" WIDE**Description:** HD 9-ft Snow Blade for JD 400/525 Series loaders, 5 degree lateral oscillation w/ hyd. Angle adj. W/ crossover relief valve, 27" high moldboard**360280 (#IS0783-023-02)****(not including Freight) \$1,830.00****Manufacturer:** WORKSAVER INC.**Industry:** AGRICULTURAL**Machine Size:** TRACTOR**Attachment Size:** 60" WIDE**Description:** 5 ft. Clamp-on snow blade for compact tractors. Uses chain & turnbuckle system 21" high moldboard**360290 (#IS0784-023-02)****(not including Freight) \$1,900.00****Manufacturer:** WORKSAVER INC.**Industry:** AGRICULTURAL**Machine Size:** TRACTOR**Attachment Size:** 72" WIDE**Description:** 6 ft. Clamp-on snow blade for compact tractors. Uses chain & turnbuckle system 21" high moldboard**SOD UNROLLER MINI SKID STEER****19226 (#IS1743-025-34)****(not including Freight) \$2,439.00****Manufacturer:** PALADIN**Industry:** CONSTRUCTION**Machine Size:** MINI**Attachment Size:** 24" TO 36" WIDE**Description:** MINI SOD UNROLLER UNIVERSAL MOUNT **PLUG AND PLAY****SPRAYERS****150 gallon tank 3pt hitch (21' boom) (#IS1594-035-23)****Call 770-908-9439 for Price****Manufacturer:** DEMCO**Industry:** AGRICULTURAL**Machine Size:****Attachment Size:** 150 GAL/21' BOOM**Description:** 150 gallon tank 3pt hitch (21' boom)**1200 Gallon SideQuest Side Mount (#IS1739-035-23)****Call 770-908-9439 for Price****Manufacturer:** DEMCO**Industry:** AGRICULTURAL**Machine Size:****Attachment Size:** 1200 GALLON**Description:** 1200 Gallon SideQuest Side Mount

1200 Gallon SideQuest Sprayer 80'/90' Boom (#IS1604-035-23)**Call 770-908-9439 for Price**

Manufacturer: DEMCO
Machine Size:
Description: 1200 Gallon SideQuest Sprayer 80'/90' Boom

Industry: AGRICULTURAL
Attachment Size: 1200 GAL/90' BOOM

3-PTHD-55 HS (#IS1560-023-18)**(not including Freight) \$4,800.00**

Manufacturer: BIG JOHN MANUFACTURING CO.
Machine Size:
Description: 3-PT MIST BLOWER 55 GALLON POLY TANK

Industry: AGRICULTURAL
Attachment Size:

300 GALLON PULL TYPE SPRAYER (with 30' boom) (#IS1602-035-23)**Call 770-908-9439 for Price**

Manufacturer: DEMCO
Machine Size:
Description: 300 GALLON PULL TYPE SPRAYER (with 30' boom)

Industry: AGRICULTURAL
Attachment Size: 30 GAL/30' BOOM

500 Gallon Tandem Axle 45' or 60' Boom (#IS1603-035-23)**Call 770-908-9439 for Price**

Manufacturer: DEMCO
Machine Size:
Description: 500 Gallon Tandem Axle 45' or 60' Boom

Industry: AGRICULTURAL
Attachment Size: 500 GAL/60' BOOM

RM 600 Gallon (#IS1904-035-23)**Call 770-908-9439 for Price**

Manufacturer: DEMCO
Machine Size:
Description: 600 GALLON REAR MOUNT SPRAYER

Industry: AGRICULTURAL
Attachment Size: 600 GALLON

RMLE 300 (#IS1901-035-23)**Call 770-908-9439 for Price**

Manufacturer: DEMCO
Machine Size:
Description: 300 GALLON REAR MOUNT SPRAYER

Industry: AGRICULTURAL
Attachment Size: 300 GALLON

RMLE 400 (#IS1902-035-23)**Call 770-908-9439 for Price**

Manufacturer: DEMCO
Machine Size:
Description: 400 GALLON REAR MOUNT SPRAYER

Industry: AGRICULTURAL
Attachment Size:

RMLE 500 (#IS1903-035-23)**Call 770-908-9439 for Price**

Manufacturer: DEMCO
Machine Size:
Description: 500 GALLON REAR MOUNT SPRAYER

Industry: AGRICULTURAL
Attachment Size: 500 GALLON

SPREADER**1200C (#IS0053-023-27)****(not including Freight) \$2,400.00**

Manufacturer: HERD SEEDER CO. INC
Machine Size: 3PT
Description: PTO BROADCAST SEEDER/SPREADER - 16 BUSHEL

Industry: AGRICULTURAL
Attachment Size: 1200LB

1200S (#IS0057-023-27)**(not including Freight) \$2,950.00**

Manufacturer: HERD SEEDER CO. INC
Machine Size: SSL
Description: SALT/SAND SPREADER

Industry: AGRICULTURAL
Attachment Size: 1200LB

20KFS3PT120 (#IS2015-025-34)**(not including Freight) \$615.00**

Manufacturer: PALADIN
Machine Size: 3PT
Description: FERTILIZER SPREADER 1020# LIFT TYPE

Industry: AGRICULTURAL
Attachment Size: 1020LB SPREADER

2440 (#IS0054-023-27)**(not including Freight) \$4,350.00**

Manufacturer: HERD SEEDER CO. INC
Machine Size: 3PT
Description: PTO BROADCAST SEEDER/SPREADER - 32 BUSHEL

Industry: AGRICULTURAL
Attachment Size: 2440LB

420700 (#IS2276-023-02)**(not including Freight) \$745.00**

Manufacturer: WORKSAVER INC.
Machine Size: CAT I
Description: 3-PT. PTO Driven Seeder/Spreader

Industry: AGRICULTURAL
Attachment Size: 480LBS

420800 (#IS2277-023-02)**(not including Freight) \$800.00**


Manufacturer: WORKSAVER INC.
Machine Size: CAT I
Description: 3-PT. PTO Driven Seeder/Spreader

Industry: AGRICULTURAL
Attachment Size: 900LBS

5.5 (#IS0055-023-27)**(not including Freight) \$2,350.00**

Manufacturer: HERD SEEDER CO. INC
Machine Size: 3PT
Description: SALT/SAND SPREADER

Industry: AGRICULTURAL
Attachment Size: 550LB

550-3PT (#IS0051-023-27)**(not including Freight) \$1,800.00**

Manufacturer: HERD SEEDER CO. INC
Machine Size: 3PT
Description: PTO BROADCAST SEEDER/SPREADER - 5 BUSHEL

Industry: AGRICULTURAL
Attachment Size: 550LB

750-3PT (#IS0052-023-27)**(not including Freight) \$1,980.00**

Manufacturer: HERD SEEDER CO. INC
Machine Size: 3PT
Description: PTO BROADCAST SEEDER/SPREADER - 9.6 BUSHEL

Industry: AGRICULTURAL
Attachment Size: 750LB

750S (#IS0056-023-27)**(not including Freight) \$2,500.00**

Manufacturer: HERD SEEDER CO. INC
Machine Size: SSL
Description: SALT/SAND SPREADER

Industry: AGRICULTURAL
Attachment Size: 750LB

750SSS (#IS0058-023-27)**(not including Freight) \$3,895.00**

Manufacturer: HERD SEEDER CO. INC
Machine Size: SSL
Description: SALT/SAND SPREADER FOR SKID STEER LOADERS

Industry: AGRICULTURAL
Attachment Size: 750LB

GT-77-ATV (#IS0048-023-27)**(not including Freight) \$385.00**

Manufacturer: HERD SEEDER CO. INC
Machine Size: ATV/UTV
Description: ELECTRIC BROADCAST SEEDER - 1.2 BUSHEL

Industry: AGRICULTURAL
Attachment Size: 77LB

I-258 (#IS0049-023-27)**(not including Freight) \$580.00**

Manufacturer: HERD SEEDER CO. INC
Machine Size: 3PT/ATV/UTV
Description: ELECTRIC BROADCAST SEEDER - 2.5 BUSHEL

Industry: AGRICULTURAL
Attachment Size: 192LB

M-12 (#IS0050-023-27)**(not including Freight) \$700.00**


Manufacturer: HERD SEEDER CO. INC
Machine Size: 3PT
Description: PTO BROADCAST SEEDER/SPREADER - 2.58 BUSHEL (192#)

Industry: AGRICULTURAL
Attachment Size: 192LB

SCP2011 (#IS0059-023-27)**(not including Freight) \$4,955.00**

Manufacturer: HERD SEEDER CO. INC
Machine Size: SSL
Description: SCOOP-N-SPREAD SALT/SAND SPREADER FOR SKID STEERS

Industry: AGRICULTURAL
Attachment Size:

STRAW BLOWER SKID MOUNT**SB1300/910164/900254 (#IS2354-025-56)****(not including Freight) \$8,008.00**

Manufacturer: HARPER INDUSTRIES
Machine Size: Discharge 45 - 50 ft
Description: TOP FEED STRAW BLOWER WITH 6" X 30' Super Tough Hose AND Hose Adapter

Industry: CONSTRUCTION
Attachment Size: 13hp Honda Engine

STRAW BLOWER TRACTOR MOUNTED**SB5400 (#IS2355-025-56)****(not including Freight) \$5,533.00**

Manufacturer: HARPER INDUSTRIES
Machine Size: PTO Powered
Description: SB5400 STRAW BLOWER PTO POWERED

Industry: CONSTRUCTION
Attachment Size: 50 - 55 FT DISCHARGE

STRAW BLOWER TRAILER MOUNT**SB1300/914004/910164/900254 (#IS2356-025-56)****(not including Freight) \$9,987.00**

Manufacturer: HARPER INDUSTRIES
Machine Size: TRAILER MOUNTED
Description: TOP FEED STRAW BLOWER TRAILER MOUNTED WITH TRAILER, HOSE ADAPTER, & HOSE

Industry: CONSTRUCTION
Attachment Size: 13hp Honda Engine 45-50 FT DISCHARGE

STUMP BUCKET SKID STEER**MHDSB (#IS2048-023-50)****(not including Freight) \$1,550.00**

Manufacturer: MARTATCH
Machine Size: SSL
Description: HEAVY DUTY STUMP BUCKET

Industry: CONSTRUCTION
Attachment Size:

STUMP GRINDER EXCAVATOR**GXM350 (#IS2033-023-17)****(not including Freight) \$7,762.00**

Manufacturer: BAUMALIGHT
Machine Size: 3000LB - 9500LB
Description: EXCAVATOR STUMP GRINDER (WITH MOUNT AND PINS) NO HOSES **CASE DRAIN REQUIRED**

Industry: CONSTRUCTION
Attachment Size: 8GPM-25GPM

GXM550 (#IS2034-023-17)**(not including Freight) \$9,483.00**


Manufacturer: BAUMALIGHT
Machine Size: 7,000LB-16,000LB
Description: EXCAVATOR STUMP GRINDER (WITH MOUNT AND PINS) NO HOSES **CASE DRAIN REQUIRED**

Industry: CONSTRUCTION
Attachment Size: 20GPM-35GPM

GXM750 (#IS2035-023-17)**(not including Freight) \$12,747.00**




Manufacturer: BAUMALIGHT
Machine Size: 14,000LB-36,000LB
Description: EXCAVATOR STUMP GRINDER (WITH MOUNT AND PINS) NO HOSES **CASE DRAIN REQUIRED**

Industry: CONSTRUCTION
Attachment Size: 30GPM-50GPM

RSX 380 (#IS1811-023-17)**(not including Freight) \$6,381.00**

Manufacturer: BAUMALIGHT
Machine Size: 6000LBS MAX EXCAVATOR
Description: EXCAVATOR LOG BREAKER (WITH MOUNT AND PINS) NO HOSES

Industry: CONSTRUCTION
Attachment Size:

RSX 580 (#IS1812-023-17)**(not including Freight) \$7,278.00****Manufacturer:** BAUMALIGHT**Industry:** CONSTRUCTION**Machine Size:** 16,000LB MAX EXCAVATOR**Attachment Size:****Description:** EXCAVATOR LOG SPLITTER (WITH MOUNT AND PINS) NO HOSES**RSX 780 (#IS1813-023-17)****(not including Freight) \$9,440.00****Manufacturer:** BAUMALIGHT**Industry:** CONSTRUCTION**Machine Size:** SSL**Attachment Size:****Description:** STUMP PLANER WITH 20" PLANER (DOO2771)**STUMP GRINDER EXTERNAL CONTROL VALVE****S1050 (#IS2032-023-17)****(not including Freight) \$930.00****Manufacturer:** BAUMALIGHT**Industry:** AGRICULTURAL**Machine Size:** TRACTOR**Attachment Size:****Description:** TRACTOR MODEL EXTERNAL CONTROL VALVE**STUMP GRINDER MINI SKID STEER****101865/101868/101874 (#IS2229-025-34)****(not including Freight) \$3,119.00****Manufacturer:** PALADIN**Industry:** CONSTRUCTION**Machine Size:** MINI**Attachment Size:** MINI STUMP GRINDER**Description:** MINI STUMP GRINDER **PLUG AND PLAY****S14 (#IS1518-023-17)****(not including Freight) \$3,490.00****Manufacturer:** BAUMALIGHT**Industry:** CONSTRUCTION**Machine Size:** MINI 10GPM-22GPM**Attachment Size:** MINI STUMP GRINDER**Description:** MINI STUMP GRINDER**S18 (D001126) (#IS2030-023-17)****(not including Freight) \$4,680.00****Manufacturer:** BAUMALIGHT**Industry:** CONSTRUCTION**Machine Size:** MINI**Attachment Size:****Description:** S18 MINI STUMP GRINDER**S18 (D001943) (#IS2031-023-17)****(not including Freight) \$4,580.00****Manufacturer:** BAUMALIGHT**Industry:** CONSTRUCTION**Machine Size:** MINI BOBCAT**Attachment Size:****Description:** S18 MINI STUMP GRINDER (BOBCAT)**STUMP GRINDER SKID STEER****RSS 380/D003381 (#IS1525-023-17)****(not including Freight) \$6,168.00****Manufacturer:** BAUMALIGHT**Industry:** CONSTRUCTION**Machine Size:** SSL**Attachment Size:** 20" PLANER**Description:** RSS380 - Planer - Skidsteer with 20" dia. 4-knife stump planer (D003381) STUMP PLANER MODEL**RSS 580 / D003381 (#IS1526-023-17)****(not including Freight) \$6,440.00****Manufacturer:** BAUMALIGHT**Industry:** CONSTRUCTION**Machine Size:** SSL**Attachment Size:** 20" PLANER**Description:** RSS580 - Planer - Skidsteer**RSS 780/D003381 (#IS1527-023-17)****(not including Freight) \$10,120.00****Manufacturer:** BAUMALIGHT**Industry:** CONSTRUCTION**Machine Size:** SSL**Attachment Size:****Description:** RSS780 - Planer - Skidsteer

S18 (#IS1519-023-17)

Manufacturer: BAUMALIGHT
Machine Size: 12GPM-22GPM SSL
Description: STUMP GRINDER

(not including Freight) \$4,780.00

Industry: CONSTRUCTION
Attachment Size:

S18 (#IS1520-023-17)

Manufacturer: BAUMALIGHT
Machine Size: 12GPM-27GPM SSL
Description: STUMP GRINDER

(not including Freight) \$4,792.00

Industry: CONSTRUCTION
Attachment Size:

S18 (#IS1521-023-17)

Manufacturer: BAUMALIGHT
Machine Size: 25GPM-40GPM SSL
Description: STUMP GRINDER

(not including Freight) \$5,180.00

Industry: CONSTRUCTION
Attachment Size:

S28 (#IS1522-023-17)

Manufacturer: BAUMALIGHT
Machine Size: SSL 30GPM-40GPM
Description: STUMP GRINDER

(not including Freight) \$7,880.00

Industry: CONSTRUCTION
Attachment Size:

S40 (#IS1523-023-17)

Manufacturer: BAUMALIGHT
Machine Size: 35GPM-48GPM SSL
Description: STUMP GRINDER COMMERCIAL HF (35-48 GPM)**CASE DRAIN REQUIRED***

(not including Freight) \$11,800.00

Industry: CONSTRUCTION
Attachment Size:

SC-25-H (#IS1110-023-45)

Manufacturer: SHAVER
Machine Size: 15GPM-25GPM SSL
Description: SKID STEER STUMP GRINDER **PLUG AND PLAY**

(not including Freight) \$8,162.00

Industry: CONSTRUCTION
Attachment Size:

SC-30H (#IS1111-023-45)

Manufacturer: SHAVER
Machine Size: 16GPM-30GPM SSL
Description: StumpBuster – Skid Loader Mount**PLUG AND PLAY**

(not including Freight) \$4,982.00

Industry: CONSTRUCTION
Attachment Size:

SC-50-H (#IS1113-023-45)

Manufacturer: SHAVER
Machine Size: 25GPM-40GPM SSL
Description: StumpBuster – Skid Loader Mount **PLUG AND PLAY**

(not including Freight) \$9,222.00

Industry: CONSTRUCTION
Attachment Size:

STUMP GRINDER TRACTOR**1P24 (#IS1515-023-17)**

Manufacturer: BAUMALIGHT
Machine Size: 20HP-45HP
Description: STUMP GRINDER

(not including Freight) \$2,716.00

Industry: AGRICULTURAL
Attachment Size:

3P24 (#IS1516-023-17)

Manufacturer: BAUMALIGHT
Machine Size: 25HP-55HP
Description: STUMP GRINDER

(not including Freight) \$5,800.00


Industry: AGRICULTURAL
Attachment Size:

3P34 (#IS1517-023-17)

Manufacturer: BAUMALIGHT
Machine Size: 45HP-80HP
Description: STUMP GRINDER

(not including Freight) \$7,280.00

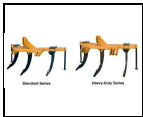
Industry: AGRICULTURAL
Attachment Size:

812200 (#IS0890-023-02)**Manufacturer** WORKSAVER INC.**Machine Size:** 3PT**Description:** 3-pt mounted PTO Driven Smooth Cut Stump Grinder. 26" Dia. Cutting wheel, carbide steel bolt in teeth. For Tractors of 22 – 50 hp w/cyl hoses 33 teeth**(not including Freight) \$6,095.00****Industry:** AGRICULTURAL**Attachment Size:****812210 (#IS0891-023-02)****Manufacturer** WORKSAVER INC.**Machine Size:** 3PT 45HP-85HP**Description:** 3-pt mounted PTO Driven Smooth Cut Stump Grinder. 36" Dia. Cutting wheel, carbide steel bolt in teeth. For Tractors of 45 – 100 hp w/ cyl & hoses 42 teeth**(not including Freight) \$6,995.00****Industry:** AGRICULTURAL**Attachment Size:****SC-25 (#IS1109-023-45)****Manufacturer** SHAVER**Machine Size:** 15HP-35HP**Description:** StumpBuster – 3-Point Mount**(not including Freight) \$6,466.00****Industry:** AGRICULTURAL**Attachment Size:****SC-50 (#IS1112-023-45)****Manufacturer** SHAVER**Machine Size:** 55HP-90HP**Description:** StumpBuster – 3-Point Mount**(not including Freight) \$7,420.00****Industry:** AGRICULTURAL**Attachment Size:****STUMP GRINDER WALK BEHIND****HGW30 (#IS2073-023-17)****Manufacturer** BAUMALIGHT**Machine Size:** 30 HP - Kohler 999 cc**Description:** ERASER HGW30**(not including Freight) \$18,368.00****Industry:** CONSTRUCTION**Attachment Size:****HGW60R (#IS2074-023-17)****Manufacturer** BAUMALIGHT**Machine Size:** 60 HP turbo diesel 2,615 cc**Description:** ERASER HGW60R**(not including Freight) \$60,000.00****Industry:** CONSTRUCTION**Attachment Size:****WB 44 (#IS1524-023-17)****Manufacturer** BAUMALIGHT**Machine Size:** WALK BEHIND**Description:** STUMP GRINDER**(not including Freight) \$4,560.00****Industry:** CONSTRUCTION**Attachment Size:****SUBSOILER TRACTOR****227 (#IS1690-023-32)****Manufacturer** NORTHSTAR ATTACHMENTS**Machine Size:** 80HP MAX**Description:** THREE SHANK V RIPPER STANDARD DUTY SERIES**(not including Freight) \$2,010.00****Industry:** AGRICULTURAL**Attachment Size:** 3 SHANK RIPPER**300 (#IS1704-023-32)****Manufacturer** NORTHSTAR ATTACHMENTS**Machine Size:** MINIMUM 45HP**Description:** SUBSOILER Single-Shank Ripper**(not including Freight) \$699.00****Industry:** AGRICULTURAL**Attachment Size:** ONE SHANK RIPPER**327 (#IS1691-023-32)****Manufacturer** NORTHSTAR ATTACHMENTS**Machine Size:** 80HP MAX**Description:** THREE SHANK V RIPPER STANDARD DUTY SERIES**(not including Freight) \$2,270.00****Industry:** AGRICULTURAL**Attachment Size:** 3 SHANK RIPPER

334 (#IS1692-023-32)**(not including Freight) \$2,960.00**

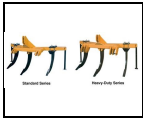
Manufacturer: NORTHSTAR ATTACHMENTS
Machine Size: 140HP MAX
Description: THREE SHANK V RIPPER HEAVY DUTY SERIES

Industry: AGRICULTURAL
Attachment Size: 3 SHANK RIPPER

534 (#IS1985-023-32)**(not including Freight) \$4,826.00**

Manufacturer: NORTHSTAR ATTACHMENTS
Machine Size: 110HP-140HP
Description: THREE SHANK V RIPPER HEAVY DUTY SERIES

Industry: AGRICULTURAL
Attachment Size: 3 SHANK RIPPER

734 (#IS1693-023-32)**(not including Freight) \$5,755.00**

Manufacturer: NORTHSTAR ATTACHMENTS
Machine Size: 195HP MAX
Description: THREE SHANK V RIPPER HEAVY DUTY SERIES

Industry: AGRICULTURAL
Attachment Size: 3 SHANK RIPPER

SWATH ROLLER**C1000SR/Y207 (#IS2554-025-52)****(not including Freight) \$4,489.00**

Manufacturer: FARM KING
Machine Size: TRACTOR
Description: 10' Swath Roller

Industry: AGRICULTURAL
Attachment Size: 10' WORKING WIDTH

TEDDERS**802.013 (#IS1734-025-40)****(not including Freight) \$18,040.00**


Manufacturer: SITREX
Machine Size:
Description: ST-780H ROTARY TEDDER

Industry: AGRICULTURAL
Attachment Size: 25'7" WORKING WIDTH

802.739 (#IS1731-025-40)**(not including Freight) \$2,719.00**

Manufacturer: SITREX
Machine Size:
Description: RT-3000 ROTARY TEDDER 10' PULL TYPE

Industry: AGRICULTURAL
Attachment Size: 10' WORKING WIDTH

802.746 (#IS1595-025-40)**(not including Freight) \$6,595.00**

Manufacturer: SITREX
Machine Size:
Description: RT-5200H ROTARY TEDDER PULL TYPE

Industry: AGRICULTURAL
Attachment Size: 17' HYDRAULIC FOLD PULL TYPE

802.747 (#IS2021-025-40)**(not including Freight) \$5,802.00**

Manufacturer: SITREX
Machine Size:
Description: RT-5200 17' SPRING FOLD

Industry: AGRICULTURAL
Attachment Size: 17' WORKING WIDTH

802.788 (#IS1733-025-40)**(not including Freight) \$7,362.00**

Manufacturer: SITREX
Machine Size:
Description: RT-5800H ROTARY TEDDER

Industry: AGRICULTURAL
Attachment Size: 19' HYDRAULIC FOLD PULL TYPE

802.796 (#IS2020-025-40)**(not including Freight) \$2,825.00**

Manufacturer: SITREX
Machine Size:
Description: RT-3000 ROTARY TEDDER 10' 3PT LIFT

Industry: AGRICULTURAL
Attachment Size: 10' WORKING WIDTH

THUMB HYDRAULIC WELD ON EXCAVATOR

1.5HWO (#IS2110-032-54)**(not including Freight) \$1,698.00**

Manufacturer: NM ATTACHMENTS
Machine Size: 1500LBS-3000LBS
Description: HYDRAULIC WELD ON EXCAVATOR THUMB

Industry: CONSTRUCTION
Attachment Size: Hydraulic Weld ON

13HWO-2T (#IS2105-032-54)**(not including Freight) \$5,727.00**

Manufacturer: NM ATTACHMENTS
Machine Size: 24000LBS-33000LBS
Description: HYDRAULIC WELD ON EXCAVATOR THUMB

Industry: CONSTRUCTION
Attachment Size: Hydraulic Weld ON 2TINES

13HWO-4T (#IS2106-032-54)**(not including Freight) \$6,004.00**

Manufacturer: NM ATTACHMENTS
Machine Size: 24000LBS-33000LBS
Description: HYDRAULIC WELD ON EXCAVATOR THUMB

Industry: CONSTRUCTION
Attachment Size: Hydraulic Weld ON 4 TINES

20HWO-4T (#IS2161-032-54)**(not including Freight) \$7,485.00**

Manufacturer: NM ATTACHMENTS
Machine Size: 45000LBS-55000LBS
Description: HYDRAULIC WELD ON EXCAVATOR THUMB

Industry: CONSTRUCTION
Attachment Size: Hydraulic Weld ON 4 TINES

2HWO-2T (#IS2076-032-54)**(not including Freight) \$2,002.00**

Manufacturer: NM ATTACHMENTS
Machine Size: 3000LBS-6000LBS
Description: HYDRAULIC WELD ON EXCAVATOR THUMB

Industry: CONSTRUCTION
Attachment Size: Hydraulic Weld ON 2TINES

3HWO-2T (#IS2079-032-54)**(not including Freight) \$2,496.00**

Manufacturer: NM ATTACHMENTS
Machine Size: 6000LBS-10000LBS
Description: HYDRAULIC WELD ON EXCAVATOR THUMB

Industry: CONSTRUCTION
Attachment Size: Hydraulic Thumb - Weld-On 2 TINES

5HWO-2T (#IS2081-032-54)**(not including Freight) \$2,774.00**

Manufacturer: NM ATTACHMENTS
Machine Size: 10000LBS-12000LBS
Description: HYDRAULIC WELD ON EXCAVATOR THUMB

Industry: CONSTRUCTION
Attachment Size: Hydraulic Weld ON 2TINES

6HWO-2T (#IS2085-032-54)**(not including Freight) \$3,017.00**

Manufacturer: NM ATTACHMENTS
Machine Size: 12000LBS-14000LBS
Description: HYDRAULIC WELD ON EXCAVATOR THUMB

Industry: CONSTRUCTION
Attachment Size: Hydraulic Weld ON 2TINES

8HWO-2T (#IS1854-032-54)**(not including Freight) \$3,527.00**

Manufacturer: NM ATTACHMENTS
Machine Size: 14,000LBS-24,000LBS
Description: HYDRAULIC WELD ON EXCAVATOR THUMB

Industry: CONSTRUCTION
Attachment Size: Hydraulic Weld ON 2TINES

THUMB MECHANICAL WELD ON EXCAVATOR**13MWO-4T (#IS2109-032-54)****(not including Freight) \$4,782.00**

Manufacturer: NM ATTACHMENTS
Machine Size: 24000LBS-33000LBS
Description: MECHANICAL WELD ON EXCAVATOR THUMB

Industry: CONSTRUCTION
Attachment Size: Mechanical - Weld-On 4 tines

20MWO-4T (#IS2163-032-54)**(not including Freight) \$5,622.00**

Manufacturer: NM ATTACHMENTS
Machine Size: 45000LBS-55000LBS
Description: MECHANICAL WELD ON EXCAVATOR THUMB

Industry: CONSTRUCTION
Attachment Size: Mechanical - Weld-On 4 tines

2MWO-2T (#IS2075-032-54)**(not including Freight) \$1,547.00**

Manufacturer: NM ATTACHMENTS
Machine Size: 3000LBS-6000LBS
Description: MECHANICAL WELD ON EXCAVATOR THUMB

Industry: CONSTRUCTION
Attachment Size: Mechanical Thumb 2 TINES

3MWO-2T (#IS2078-032-54)**(not including Freight) \$1,765.00**

Manufacturer: NM ATTACHMENTS
Machine Size: 6000LBS-10000LBS
Description: MECHANICAL WELD ON EXCAVATOR THUMB

Industry: CONSTRUCTION
Attachment Size: Mechanical Thumb - Weld-On 2 TINES

5MWO-2T (#IS2083-032-54)**(not including Freight) \$2,337.00**

Manufacturer: NM ATTACHMENTS
Machine Size: 10000LBS-12000LBS
Description: MECHANICAL WELD ON EXCAVATOR THUMB

Industry: CONSTRUCTION
Attachment Size: Mechanical - Weld-On 2 tines

6MWO-2T (#IS2087-032-54)**(not including Freight) \$2,459.00**

Manufacturer: NM ATTACHMENTS
Machine Size: 10000LBS-14000LBS
Description: MECHANICAL WELD ON EXCAVATOR THUMB

Industry: CONSTRUCTION
Attachment Size: Mechanical - Weld-On 2 tines

8MWO-2T (#IS1856-032-54)**(not including Freight) \$2,836.00**

Manufacturer: NM ATTACHMENTS
Machine Size: 14,000LBS-24,000LBS
Description: MECHANICAL WELD ON EXCAVATOR THUMB

Industry: CONSTRUCTION
Attachment Size: MECHANICAL WELD ON 2 TINES

THUMB PRO LINK EXCAVATOR**5PLT-2T (#IS2084-032-54)****(not including Freight) \$3,487.00**

Manufacturer: NM ATTACHMENTS
Machine Size: 10000LBS-12000LBS
Description: PRO LINK EXCAVATOR THUMB

Industry: CONSTRUCTION
Attachment Size: Pro-Link 2 tines

6PLT-2T (#IS2088-032-54)**(not including Freight) \$4,275.00**

Manufacturer: NM ATTACHMENTS
Machine Size: 12000LBS-14000LBS
Description: PRO LINK EXCAVATOR THUMB

Industry: CONSTRUCTION
Attachment Size: Pro-Link THUMB 2 TINES

8PLT-2T (#IS2098-032-54)**(not including Freight) \$5,882.00**

Manufacturer: NM ATTACHMENTS
Machine Size: 14000LBS-24000LBS
Description: PRO LINK EXCAVATOR THUMB

Industry: CONSTRUCTION
Attachment Size: Pro-Link THUMB 2 TINES

THUMB STICK PIVOT EXCAVATOR**13HSP-2T (#IS2107-032-54)****(not including Freight) \$5,727.00**

Manufacturer: NM ATTACHMENTS
Machine Size: 24000LBS-33000LBS
Description: HYDRAULIC STICK PIVOT EXCAVATOR THUMB

Industry: CONSTRUCTION
Attachment Size: Hydraulic Thumb - Stick Pivot 2TINES

13HSP-4T (#IS2108-032-54)**(not including Freight) \$6,005.00**

Manufacturer: NM ATTACHMENTS
Machine Size: 24000LBS-33000LBS
Description: HYDRAULIC STICK PIVOT EXCAVATOR THUMB

Industry: CONSTRUCTION
Attachment Size: Hydraulic Thumb - Stick Pivot 4 TINES

20HSP-4T (#IS2162-032-54)**(not including Freight) \$7,485.00**

Manufacturer NM ATTACHMENTS
Machine Size: 45000LBS-55000LBS
Description: HYDRAULIC STICK PIVOT EXCAVATOR THUMB

Industry: CONSTRUCTION
Attachment Size: Hydraulic Thumb - Stick Pivot 4 TINES

2HSP-2T (#IS2077-032-54)**(not including Freight) \$2,002.00**

Manufacturer NM ATTACHMENTS
Machine Size: 3000LBS-6000LBS
Description: HYDRAULIC STICK PIVOT EXCAVATOR THUMB

Industry: CONSTRUCTION
Attachment Size: Hydraulic Thumb - Stick Pivot 2TINES

3HSP-2T (#IS2080-032-54)**(not including Freight) \$2,496.00**

Manufacturer NM ATTACHMENTS
Machine Size: 6000LBS-10000LBS
Description: HYDRAULIC STICK PIVOT EXCAVATOR THUMB

Industry: CONSTRUCTION
Attachment Size: Hydraulic Thumb - Stick Pivot 2TINES

5HSP-2T (#IS2082-032-54)**(not including Freight) \$2,774.00**

Manufacturer NM ATTACHMENTS
Machine Size: 10000LBS-12000LBS
Description: HYDRAULIC STICK PIVOT EXCAVATOR THUMB

Industry: CONSTRUCTION
Attachment Size: Hydraulic stick pivot 2 TINES

6HSP-2T (#IS2086-032-54)**(not including Freight) \$3,017.00**

Manufacturer NM ATTACHMENTS
Machine Size: 10000LBS-14000LBS
Description: HYDRAULIC STICK PIVOT EXCAVATOR THUMB

Industry: CONSTRUCTION
Attachment Size: Hydraulic stick pivot 2 TINES

8HSP-2T (#IS1855-032-54)**(not including Freight) \$3,527.00**

Manufacturer NM ATTACHMENTS
Machine Size: 14,000LBS-24,000LBS
Description: HYDRAULIC STICK PIVOT EXCAVATOR THUMB

Industry: CONSTRUCTION
Attachment Size: Hydraulic stick pivot 2 TINES

TILLER MINI SKID STEER**104569 (#IS2246-025-34)****(not including Freight) \$4,846.00**

Manufacturer PALADIN
Machine Size: MINI
Description: 48" TILLER MINI Universal hitch, flat face couplers, PLUG AND PLAY

Industry: CONSTRUCTION
Attachment Size: 48" WORKING WIDTH

2008000 (#IS2230-025-34)**(not including Freight) \$4,080.00**

Manufacturer PALADIN
Machine Size: MINI
Description: 40" TILLER MINI Universal hitch, flat face couplers, PLUG AND PLAY

Industry: CONSTRUCTION
Attachment Size: 40" WORKING WIDTH

TILLER SKID STEER**100935-D6-0022 (#IS1963-025-34)****(not including Freight) \$6,363.00**

Manufacturer PALADIN
Machine Size: SSL
Description: 66" TILLER 6" tines, 14 to 17 GPM **PLUG AND PLAY**

Industry: CONSTRUCTION
Attachment Size: 66" TILLER

100935-E6-0022 (#IS1964-025-34)**(not including Freight) \$6,363.00**

Manufacturer PALADIN
Machine Size: SSL
Description: 66" TILLER 6" tines, 18 to 28 GPM **PLUG AND PLAY**

Industry: CONSTRUCTION
Attachment Size: 66" TILLER

100935-H6-0022 (#IS1965-025-34)**(not including Freight) \$7,116.00****Manufacturer:** PALADIN**Industry:** CONSTRUCTION**Machine Size:** SSL**Attachment Size:** 66" TILLER**Description:** 66" TILLER 6" tines, 29 to 44 GPM**PLUG AND PLAY****102000-D6-0022 (#IS1961-025-34)****(not including Freight) \$5,795.00****Manufacturer:** PALADIN**Industry:** CONSTRUCTION**Machine Size:** SSL**Attachment Size:** 52" TILLER**Description:** 52" Tiller 6" tines, 14 to 17 GPM**PLUG AND PLAY****102000-E6-0022 (#IS1962-025-34)****(not including Freight) \$5,795.00****Manufacturer:** PALADIN**Industry:** CONSTRUCTION**Machine Size:** SSL**Attachment Size:** 52" TILLER**Description:** 52" TILLER 6" tines, 18 to 28 GPM **PLUG AND PLAY****103286-H6-0022 (#IS1966-025-34)****(not including Freight) \$7,381.00****Manufacturer:** PALADIN**Industry:** CONSTRUCTION**Machine Size:** SSL**Attachment Size:** 78" TILLER**Description:** 78" TILLER 6" tines, 29 to 44 GPM **PLUG AND PLAY****TILLER TRACTOR****C4572 (#IS1581-025-52)****(not including Freight) \$4,675.00****Manufacturer:** FARM KING**Industry:** AGRICULTURAL**Machine Size:** 45HP-65HP**Attachment Size:** 72" WORKING WIDTH**Description:** 72" ROTARY TILLER**C6572 (#IS1615-025-52)****(not including Freight) \$5,176.00****Manufacturer:** FARM KING**Industry:** AGRICULTURAL**Machine Size:** 45HP-65HP**Attachment Size:** 72" CUTTING WIDTH**Description:** 72" ROTARY TILLER**C6582 (#IS1616-025-52)****(not including Freight) \$5,429.00****Manufacturer:** FARM KING**Industry:** AGRICULTURAL**Machine Size:** 60HP-75HP**Attachment Size:** 82" WORKING WIDTH**Description:** 82" ROTARY TILLER**G 300 (#IS1802-025-53)****(not including Freight) \$27,163.00****Manufacturer:** MASCHIO**Industry:** AGRICULTURAL**Machine Size:** 150HP-270HP**Attachment Size:** 10' WORKING WIDTH**Description:** ROTARY TILLER**G 350 (#IS1801-025-53)****(not including Freight) \$28,750.00****Manufacturer:** MASCHIO**Industry:** AGRICULTURAL**Machine Size:** 170HP-270HP**Attachment Size:** 11'6" WORKING WIDTH**Description:** ROTARY TILLER**G 420DT (#IS1803-025-53)****(not including Freight) \$37,119.00****Manufacturer:** MASCHIO**Industry:** AGRICULTURAL**Machine Size:** 200HP-300HP**Attachment Size:** 13' WORKING WIDTH**Description:** ROTARY TILLER**H 125 (#IS1798-025-53)****(not including Freight) \$5,100.00****Manufacturer:** MASCHIO**Industry:** AGRICULTURAL**Machine Size:** 30HP-60HP**Attachment Size:** 4' WORKING WIDTH**Description:** ROTARY TILLER

H 165 (#IS1799-025-53)

Manufacturer: MASCHIO
Machine Size: 40HP-60HP
Description: ROTARY TILLER

(not including Freight) \$5,381.00

Industry: AGRICULTURAL
Attachment Size: 5'.6" WORKING WIDTH

H 185 (#IS1800-025-53)

Manufacturer: MASCHIO
Machine Size: 45HP-60HP
Description: ROTARY TILLER

(not including Freight) \$5,525.00

Industry: AGRICULTURAL
Attachment Size: 6'.6" WORKING WIDTH

TILT TACH MINI SKID STEER**100145 (#IS2192-025-34)**

Manufacturer: PALADIN
Machine Size: MINI
Description: mini universal tilt attach includes hoses & flat face couplers

(not including Freight) \$1,556.00

Industry: CONSTRUCTION
Attachment Size: TILT ATTACH ADAPTER

TILT TACH SKID STEER**17446/103603 (#IS1745-025-34)**

Manufacturer: PALADIN
Machine Size: SSL
Description: TILT TACH **PLUG & PLAY**

(not including Freight) \$3,417.00

Industry: CONSTRUCTION
Attachment Size:

TOOTH BAR AG BUCKETS**TB42 (#IS1714-023-32)**

Manufacturer: NORTHSTAR ATTACHMENTS
Machine Size:
Description: AG TRACTOR TOOTH BAR

(not including Freight) \$252.00

Industry: AGRICULTURAL
Attachment Size: 42" TOOTH BAR

TB48 (#IS1715-023-32)

Manufacturer: NORTHSTAR ATTACHMENTS
Machine Size:
Description: AG TRACTOR TOOTH BAR

(not including Freight) \$287.00

Industry: AGRICULTURAL
Attachment Size: 48" TOOTH BAR

TB54 (#IS1716-023-32)

Manufacturer: NORTHSTAR ATTACHMENTS
Machine Size:
Description: AG TRACTOR TOOTH BAR

(not including Freight) \$309.00

Industry: AGRICULTURAL
Attachment Size: 54" TOOTH BAR

TB60 (#IS1717-023-32)

Manufacturer: NORTHSTAR ATTACHMENTS
Machine Size:
Description: AG TRACTOR TOOTH BAR

(not including Freight) \$312.00

Industry: AGRICULTURAL
Attachment Size: 60" TOOTH BAR

TB66 (#IS1718-023-32)

Manufacturer: NORTHSTAR ATTACHMENTS
Machine Size:
Description: AG TRACTOR TOOTH BAR

(not including Freight) \$339.00

Industry: AGRICULTURAL
Attachment Size: 66" TOOTH BAR

TB72 (#IS1719-023-32)

Manufacturer: NORTHSTAR ATTACHMENTS
Machine Size:
Description: AG TRACTOR TOOTH BAR

(not including Freight) \$347.00

Industry: AGRICULTURAL
Attachment Size: 72" TOOTH BAR

TREE & SHRUB GRAPPLE MINI

23410-0961 (#IS2247-025-34)**(not including Freight) \$2,242.00****Manufacturer** PALADIN**Industry:** CONSTRUCTION**Machine Size:** MINI**Attachment Size:** TREE AND SHRUB GRAPPLES**Description:** Mini Tree and Shrub Grapple, Boxer, Ditch Witch, Toro, Vermeer**TREE CUTTER TRACTOR****TCF-2600 (#IS0167-025-19)****(not including Freight) \$10,705.00****Manufacturer** BROWN**Industry:** AGRICULTURAL**Machine Size:** 70HP-100HP**Attachment Size:** 6' CUTTING WIDTH**Description:** 6' TREE CUTTER 145 HP GEAR BOX @ 1000 RPM**TCF-2605 (#IS0168-025-19)****(not including Freight) \$10,705.00****Manufacturer** BROWN**Industry:** AGRICULTURAL**Machine Size:** 80HP-100HP**Attachment Size:** 6' CUTTING WIDTH**Description:** 5' TREE CUTTER 145 HP, GEAR BOX @ 540 RPM**TCF-2620 (#IS0169-025-19)****(not including Freight) \$12,480.00****Manufacturer** BROWN**Industry:** AGRICULTURAL**Machine Size:** 70HP-100HP**Attachment Size:** 6' CUTTING WIDTH**Description:** 6' TREE CUTTER 240HP GEAR BOX @ 1000 RPM**TCF-2625 (#IS0171-025-19)****(not including Freight) \$11,945.00****Manufacturer** BROWN**Industry:** AGRICULTURAL**Machine Size:** 70HP-100HP**Attachment Size:** 6' CUTTING WIDTH**Description:** 6' TREE CUTTER 165 HP GEAR BOX @ 540 RPM**TCO-2500C (#IS0172-025-19)****(not including Freight) \$8,570.00****Manufacturer** BROWN**Industry:** AGRICULTURAL**Machine Size:** 60HP-100HP**Attachment Size:** 5' CUTTING WIDTH**Description:** 5' TREE CUTTER 145 HP GEAR BOX @ 1000 RPM**TCO-2505C (#IS0173-025-19)****(not including Freight) \$8,570.00****Manufacturer** BROWN**Industry:** AGRICULTURAL**Machine Size:** 60HP-100HP**Attachment Size:** 5' CUTTING WIDTH**Description:** 5' TREE CUTTER 145 HP GEAR BOX @ 540 RPM**TCO-2600C (#IS0174-025-19)****(not including Freight) \$9,550.00****Manufacturer** BROWN**Industry:** AGRICULTURAL**Machine Size:** 70HP-100HP**Attachment Size:** 6' CUTTING WIDTH**Description:** 6' TREE CUTTER 145 HP GEAR BOX @ 1000 RPM**TCO-2605C (#IS0175-025-19)****(not including Freight) \$9,550.00****Manufacturer** BROWN**Industry:** AGRICULTURAL**Machine Size:** 80HP-100HP**Attachment Size:** 6' CUTTING WIDTH**Description:** 6' TREE CUTTER 145 HP GEAR BOX @ 540 RPM**TCO-2620C (#IS0176-025-19)****(not including Freight) \$12,670.00****Manufacturer** BROWN**Industry:** AGRICULTURAL**Machine Size:** 70HP-100HP**Attachment Size:** 6' CUTTING WIDTH**Description:** 6' TREE CUTTER 240 HP GEAR BOX @ 1000 RPM**TCO-2625C (#IS0177-025-19)****(not including Freight) \$10,685.00****Manufacturer** BROWN**Industry:** AGRICULTURAL**Machine Size:** 70HP-100HP**Attachment Size:** 6' CUTTING WIDTH**Description:** 6' TREE CUTTER 165 HP GEAR BOX @ 540 RPM

TCR-2620C (#IS0178-025-19)**(not including Freight) \$12,885.00**

Manufacturer: BROWN
Machine Size: 80HP-100HP
Description: 6' TREE CUTTER 240 HP GEAR BOX @ 1000 RPM

Industry: AGRICULTURAL
Attachment Size: 6' CUTTING WIDTH

TCR-2625C (#IS0180-025-19)**(not including Freight) \$10,900.00**

Manufacturer: BROWN
Machine Size: 80HP-100HP
Description: 6' TREE CUTTER 165 HP GEAR BOX @ 540 RPM

Industry: AGRICULTURAL
Attachment Size: 6' CUTTING WIDTH

TS-100 (#IS2458-025-19)**(not including Freight) \$4,945.00**

Manufacturer: BROWN
Machine Size: TRACTOR
Description: 3-Point Hitch Tree Saw with 30" Cutting disc

Industry: AGRICULTURAL
Attachment Size:

TSG-200 (#IS2459-025-19)**(not including Freight) \$5,975.00**

Manufacturer: BROWN
Machine Size: TRACTOR
Description: Tree Saw with Grapple with Driveline 3-Point Hitch Tree Saw with 30" Cutting disc

Industry: AGRICULTURAL
Attachment Size:

TREE FORK MINI**2008130 (#IS2482-025-34)****(not including Freight) \$1,162.00**

Manufacturer: PALADIN
Machine Size: MINI
Description: Tree Forks are designed to pick up and transport balled trees. Very popular in nurseries and with landscapers on large work sites.**PLUG AND PLAY**

Industry: CONSTRUCTION
Attachment Size: 33" LENGTH TINES

TREE PULLER MINI SKID STEER**ISH3M (#IS1804-023-17)****(not including Freight) \$1,356.00**

Manufacturer: BAUMALIGHT
Machine Size: MINI
Description: TREE PULLER MINI

Industry: CONSTRUCTION
Attachment Size:

MSE-1000 (#IS1035-023-45)**(not including Freight) \$1,961.00**

Manufacturer: SHAVER
Machine Size: MINI
Description: The Mini Extractor - Universal

Industry: CONSTRUCTION
Attachment Size:

TREE PULLER SKID STEER**ISH3P (#IS0462-023-17)****(not including Freight) \$1,596.00**

Manufacturer: BAUMALIGHT
Machine Size: 6,000LBS-12,000LBS
Description: TREE PULLER SSL

Industry: CONSTRUCTION
Attachment Size:

PE-3000 (#IS1103-023-45)**(not including Freight) \$2,412.00**

Manufacturer: SHAVER
Machine Size: SSL
Description: The Predator Extractor – Skid Loader Mount

Industry: CONSTRUCTION
Attachment Size:

PP-1000 (#IS1123-023-45)**(not including Freight) \$8,327.00**

Manufacturer: SHAVER
Machine Size: SSL
Description: Utility Pole Puller – Skid Steer Mount

Industry: CONSTRUCTION
Attachment Size:

TREE SAW EXCAVATOR**DXA530 (#IS0511-023-17)****(not including Freight) \$12,003.00**

Manufacturer: BAUMALIGHT
Machine Size: 10,000LBS-14,000LBS
Description: TREE SAW (cutting head rotates 180 degrees) WITH MOUNT AND PINS NO HOSES **CASE DRAIN REQUIRED**

Industry: CONSTRUCTION
Attachment Size:

DXH752 (#IS0512-023-17)**(not including Freight) \$22,500.00**


Manufacturer: BAUMALIGHT
Machine Size: 15,000LBS-42,000LBS
Description: TREE SAW (WITH MOUNT AND PINS) NO HOSES **CASE DRAIN REQUIRED**

Industry: CONSTRUCTION
Attachment Size:

TREE SAW MINI SKID STEER**DSM230 (#IS0499-023-17)****(not including Freight) \$5,480.00**


Manufacturer: BAUMALIGHT
Machine Size: MINI
Description: MIN TREE SAW

Industry: CONSTRUCTION
Attachment Size:

TREE SAW SKID STEER**HTS-3600 (#IS2462-025-19)****(not including Freight) \$12,305.00**


Manufacturer: BROWN
Machine Size: SSL 40 GPM MAX
Description: HTS-3600 Tree Saw for Skidsteers**CASE DRAIN REQUIRED**

Industry: CONSTRUCTION
Attachment Size:

HTS3-3620BA (#IS2460-025-19)**(not including Freight) \$14,995.00**

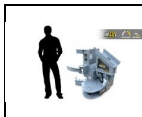
Manufacturer: BROWN
Machine Size: SSL 20GPM MAX
Description: 180 Hydraulic Rotator Tree Saw 20 GPM Bent Axis Motor**CASE DRAIN REQUIRED**

Industry: CONSTRUCTION
Attachment Size:

HTS3-3640BA (#IS2461-025-19)**(not including Freight) \$14,995.00**

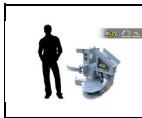
Manufacturer: BROWN
Machine Size: SSL 40GPM MAX
Description: 180 Hydraulic Rotator Tree Saw 40 GPM Bent Axis Motor**CASE DRAIN REQUIRED**

Industry: CONSTRUCTION
Attachment Size:

TREE SHEAR EXCAVATOR**IXA508G (#IS0495-023-17)****(not including Freight) \$14,375.00**

Manufacturer: BAUMALIGHT
Machine Size: 6,000LBS-20,000LBS
Description: TREE SHEAR WITH BUNCHER. (WITH MOUNT AND PINS) NO HOSES

Industry: CONSTRUCTION
Attachment Size: 8" TREE SIZE

IXA512G (#IS0496-023-17)**(not including Freight) \$19,201.00**

Manufacturer: BAUMALIGHT
Machine Size: 16,000LBS-40,000LBS
Description: TREE SHEAR WITH BUNCHER. (WITH MOUNT AND PINS) NO HOSES

Industry: CONSTRUCTION
Attachment Size: 12" TREE SIZE

IXA715G (#IS0497-023-17)**(not including Freight) \$23,596.00**

Manufacturer: BAUMALIGHT
Machine Size: 30,000LBS-46,000LBS
Description: TREE SHEAR WITH BUNCHER. (WITH MOUNT AND PINS) NO HOSES

Industry: CONSTRUCTION
Attachment Size: 15" TREE SIZE

IXP308G (#IS0483-023-17)**(not including Freight) \$7,175.00**

Manufacturer: BAUMALIGHT
Machine Size: 6000LBS-20,000LBS
Description: TREE SHEAR(WITH MOUNT AND PINS) NO HOSES

Industry: CONSTRUCTION
Attachment Size: 8" TREE SIZE

IXP510G (#IS0484-023-17)**(not including Freight) \$8,278.00**

Manufacturer: BAUMALIGHT
Machine Size: 10,000LBS-30,000LBS
Description: The IXP pivoting tree shear model offer a full 90 degree radius. (WITH MOUNT AND PINS) NO HOSES

Industry: CONSTRUCTION
Attachment Size: 10" TREE SIZE

IXP512G (#IS0485-023-17)**(not including Freight) \$9,081.00**

Manufacturer: BAUMALIGHT
Machine Size: 16,000LBS-40,000LBS
Description: TREE SHEAR WITH BUNCHER. (WITH MOUNT AND PINS) NO HOSES

Industry: CONSTRUCTION
Attachment Size: 12" TREE SIZE

IXP715G (#IS0486-023-17)**(not including Freight) \$11,956.00**

Manufacturer: BAUMALIGHT
Machine Size: 30,000LBS-52,000LBS
Description: TREE SHEAR WITH BUNCHER. (WITH MOUNT AND PINS) NO HOSES

Industry: CONSTRUCTION
Attachment Size: 15" TREE SIZE

IXV508 (#IS0479-023-17)**(not including Freight) \$4,975.00**

Manufacturer: BAUMALIGHT
Machine Size: 6,000LBS-20,000LBS
Description: TREE SHEAR (WITH MOUNT AND PINS) NO HOSES

Industry: CONSTRUCTION
Attachment Size: 8" TREE SIZE

IXV510 (#IS0480-023-17)**(not including Freight) \$6,838.00**

Manufacturer: BAUMALIGHT
Machine Size: 10,000LBS-30,000LBS
Description: TREE SHEAR (WITH MOUNT AND PINS) NO HOSES

Industry: CONSTRUCTION
Attachment Size: 10" TREE SIZE

IXV512 (#IS0481-023-17)**(not including Freight) \$8,041.00**

Manufacturer: BAUMALIGHT
Machine Size: 16,000LBS-40,000LBS
Description: IXV vertical Incisor tree shear model. (WITH MOUNT AND PINS) NO HOSES

Industry: CONSTRUCTION
Attachment Size: 12" LIMB SIZE

IXV715 (#IS0482-023-17)**(not including Freight) \$10,116.00**

Manufacturer: BAUMALIGHT
Machine Size: 30,000LBS-52,000LBS
Description: IXV715 TREE SHEAR. (WITH MOUNT AND PINS) NO HOSES

Industry: CONSTRUCTION
Attachment Size: 15" TREE SIZE

TREE SHEAR SKID STEER**ISH308 (#IS0463-023-17)****(not including Freight) \$3,000.00**

Manufacturer: BAUMALIGHT
Machine Size: 3,000LBS-6,000LBS
Description: SKID STEER TREE SHEAR

Industry: CONSTRUCTION
Attachment Size: 8" TREE SIZE

ISH308G (#IS0469-023-17)**(not including Freight) \$4,120.00**

Manufacturer: BAUMALIGHT
Machine Size: 3,000LBS-6,000LBS
Description: TREE SHEAR WITH BUNCHER

Industry: CONSTRUCTION
Attachment Size: 8" TREE SIZE

ISH510 (#IS0464-023-17)**(not including Freight) \$3,996.00**

Manufacturer: BAUMALIGHT
Machine Size: 4,000LBS-7,000LBS
Description: TREE SHEAR

Industry: CONSTRUCTION
Attachment Size: 10" TREE SIZE

ISH510G (#IS0470-023-17)

Manufacturer BAUMALIGHT
Machine Size: 4,000LBS-7,000LBS
Description: TREE SHEAR WITH BUNCHER

(not including Freight) \$4,680.00

Industry: CONSTRUCTION
Attachment Size: 10" TREE SIZE

ISH512 (#IS0465-023-17)

Manufacturer BAUMALIGHT
Machine Size: 5,000LBS-8,000LBS
Description: TREE SHEAR

(not including Freight) \$4,200.00

Industry: CONSTRUCTION
Attachment Size: 12" TREE SIZE

ISH512G (#IS0471-023-17)

Manufacturer BAUMALIGHT
Machine Size: 5,000LBS-8,000LBS
Description: TREE SHEAR WITH BUNCHER

(not including Freight) \$5,080.00

Industry: CONSTRUCTION
Attachment Size: 12" TREE SIZE

ISH610G (#IS0473-023-17)

Manufacturer BAUMALIGHT
Machine Size: 4,000LBS-7,000LBS
Description: TREE SHEAR WITH BUNCHER

(not including Freight) \$5,960.00

Industry: CONSTRUCTION
Attachment Size: 10" TREE SIZE

ISH612G (#IS0475-023-17)

Manufacturer BAUMALIGHT
Machine Size: 5,000LBS-8,000LBS
Description: TREE SHEAR WITH BUNCHER

(not including Freight) \$6,720.00

Industry: CONSTRUCTION
Attachment Size: 12" TREE SIZE

ISH712G (#IS1755-023-17)

Manufacturer BAUMALIGHT
Machine Size: 6,000LBS-12,000LBS
Description: TREE SHEAR WITH BUNCHER

(not including Freight) \$10,360.00

Industry: CONSTRUCTION
Attachment Size: 12" TREE

ISR508 (#IS0466-023-17)

Manufacturer BAUMALIGHT
Machine Size: 3,000LBS-6,000LBS
Description: TREE SHEAR

(not including Freight) \$5,400.00

Industry: CONSTRUCTION
Attachment Size: 8" TREE SIZE

ISR510 (#IS0467-023-17)

Manufacturer BAUMALIGHT
Machine Size: 4,000LBS-7,000LBS
Description: TREE SHEAR

(not including Freight) \$5,800.00

Industry: CONSTRUCTION
Attachment Size: 10" TREE SIZE

ISR512 (#IS0468-023-17)

Manufacturer BAUMALIGHT
Machine Size: 5,000LBS-8,000LBS
Description: TREE SHEAR

(not including Freight) \$6,280.00

Industry: CONSTRUCTION
Attachment Size: 12" TREE SIZE

ISV510 (#IS0477-023-17)

Manufacturer BAUMALIGHT
Machine Size: 4,000LBS-7,000LBS
Description: TREE SHEAR

(not including Freight) \$3,600.00

Industry: CONSTRUCTION
Attachment Size: 10" TREE SIZE

ISV512 (#IS0478-023-17)

Manufacturer BAUMALIGHT
Machine Size: 5,000LBS-8,000LBS
Description: TREE SHEAR

(not including Freight) \$4,120.00

Industry: CONSTRUCTION
Attachment Size: 12" TREE SIZE

TREE SPADE MINI SKID STEER

MSS-1000 (#IS1036-023-45)

Manufacturer SHAVER
Machine Size: MINI
Description: The Mini Shovel

(not including Freight) \$763.00

Industry: CONSTRUCTION
Attachment Size:

X4M (#IS1530-023-17)

Manufacturer BAUMALIGHT
Machine Size: MINI
Description: TREE SPADE

(not including Freight) \$640.00

Industry: CONSTRUCTION
Attachment Size:

TREE SPADE SKID STEER**NOMAD X4S (#IS1531-023-17)**

Manufacturer BAUMALIGHT
Machine Size: 6,000LBS-12,000LBS
Description: TREE SPADE

(not including Freight) \$1,104.00

Industry: CONSTRUCTION
Attachment Size: SMALL TREES

SS 330 (#IS1533-023-17)

Manufacturer BAUMALIGHT
Machine Size: 5,200LBS-12,000LBS
Description: TREE SPADE (WIRELESS HAND CONTROLS)

(not including Freight) \$10,000.00

Industry: CONSTRUCTION
Attachment Size: 30" ROOT BALL

ST 324 (#IS1532-023-17)

Manufacturer BAUMALIGHT
Machine Size: 4,500LBS-12,000LBS
Description: TREE SPADE (WIRELESS HAND CONTROLS)

(not including Freight) \$7,392.00

Industry: CONSTRUCTION
Attachment Size: 23" ROOT BALL

ST 440 (#IS1534-023-17)

Manufacturer BAUMALIGHT
Machine Size: 8,500LBS-12,000LBS
Description: TREE SPADE (WIRELESS HAND CONTROLS)

(not including Freight) \$13,280.00

Industry: CONSTRUCTION
Attachment Size: 40" ROOT BALL

ST 650 (#IS1535-023-17)

Manufacturer BAUMALIGHT
Machine Size: 9,000-12,000LBS
Description: TREE SPADE (WIRELESS HAND CONTROLS)

(not including Freight) \$22,500.00

Industry: CONSTRUCTION
Attachment Size: 50" ROOT BALL

TREE SPADES 3 POINT HITCH**PT324 (#IS2393-023-17)**

Manufacturer BAUMALIGHT
Machine Size: 4000 LB MINIMUM TRACTOR WEIGHT
Description: Nomad PT324 WIRED CONTROL
 Control all the digging and swinging actions from the seat of your carrier with hand held remote control using the power of your 12 volt plug.

(not including Freight) \$9,952.00

Industry: AGRICULTURAL
Attachment Size: 24" ROOT BALL

PS330 (#IS2395-023-17)

Manufacturer BAUMALIGHT
Machine Size: 5200 LB MINIMUM TRACTOR WEIGHT
Description: Nomad PS330 WIRED CONTROL
 Control all the digging and swinging actions from the seat of your carrier with hand held remote control using the power of your 12 volt plug.

(not including Freight) \$13,520.00

Industry: AGRICULTURAL
Attachment Size: 30" ROOT BALL

PT330 (#IS2394-023-17)

Manufacturer BAUMALIGHT
Machine Size: 5200 LB MINIMUM TRACTOR WEIGHT
Description: Nomad PT330 WIRED CONTROL Control all the digging and swinging actions from the seat of your carrier with hand held remote control using the power of your 12 volt plug.

(not including Freight) \$12,240.00

Industry: AGRICULTURAL
Attachment Size: 30" ROOT BALL

PT440 (#IS2396-023-17)**(not including Freight) \$16,720.00****Manufacturer:** BAUMALIGHT**Industry:** AGRICULTURAL**Machine Size:** 7800 LB MINIMUM TRACTOR WEIGHT**Attachment Size:** 40" ROOT BALL**Description:** Nomad PT440 WIRED CONTROL
Control all the digging and swinging actions from the seat of your carrier with hand held remote control using the power of your 12 volt plug.**PT650 (#IS2397-023-17)****(not including Freight) \$26,880.00****Manufacturer:** BAUMALIGHT**Industry:** AGRICULTURAL**Machine Size:** 13000 LB MINIMUM TRACTOR WEIGHT**Attachment Size:** 50" ROOT BALL**Description:** Nomad PT440 WIRED CONTROL
Control all the digging and swinging actions from the seat of your carrier with hand held remote control using the power of your 12 volt plug.**TREE SPADES TRAILERED MOUNTED****TR 650 (#IS1537-023-17)****(not including Freight) \$60,375.00****Manufacturer:** BAUMALIGHT**Industry:** CONSTRUCTION**Machine Size:** TRAILER**Attachment Size:** 50" ROOT BALL**Description:** Trailer Mounted Tree Spade**TR440 (#IS1536-023-17)****(not including Freight) \$32,540.00****Manufacturer:** BAUMALIGHT**Industry:** CONSTRUCTION**Machine Size:** TRAILER**Attachment Size:** 40" ROOT BALL**Description:** Trailer Mounted Tree Spade**TRENCH ROLLER EXCAVATOR****ACWBLPF12 (#IS1027-035-15)****(not including Freight) \$4,878.00****Manufacturer:** ARROWHEAD ROCKDRILL**Industry:** CONSTRUCTION**Machine Size:****Attachment Size:** 12" PAD WIDTH**Description:** MECHANICAL TRENCH ROLLER***MUST SPECIFY MOUNT*****ACWBLPF18 (#IS1028-035-15)****(not including Freight) \$5,742.00****Manufacturer:** ARROWHEAD ROCKDRILL**Industry:** CONSTRUCTION**Machine Size:****Attachment Size:** 18" PAD WIDTH**Description:** MECHANICAL TRENCH ROLLER***MUST SPECIFY MOUNT*****ACWBLPF24 (#IS1029-035-15)****(not including Freight) \$6,113.00****Manufacturer:** ARROWHEAD ROCKDRILL**Industry:** CONSTRUCTION**Machine Size:****Attachment Size:** 24" PAD WIDTH**Description:** MECHANICAL TRENCH ROLLER***MUST SPECIFY MOUNT*****ACWBLPF36 (#IS1030-035-15)****(not including Freight) \$8,273.00****Manufacturer:** ARROWHEAD ROCKDRILL**Industry:** CONSTRUCTION**Machine Size:****Attachment Size:** 36" PAD WIDTH**Description:** MECHANICAL TRENCH ROLLER***MUST SPECIFY MOUNT*****ACWCEPF12 (#IS1024-035-15)****(not including Freight) \$4,323.00****Manufacturer:** ARROWHEAD ROCKDRILL**Industry:** CONSTRUCTION**Machine Size:****Attachment Size:** 12" PAD WIDTH**Description:** MECHANICAL TRENCH ROLLER***MUST SPECIFY MOUNT*****ACWCEPF18 (#IS1025-035-15)****(not including Freight) \$5,308.00****Manufacturer:** ARROWHEAD ROCKDRILL**Industry:** CONSTRUCTION**Machine Size:****Attachment Size:** 18" PAD WIDTH**Description:** MECHANICAL TRENCH ROLLER***MUST SPECIFY MOUNT***

ACWCEPF24 (#IS1026-035-15)**(not including Freight) \$6,113.00****Manufacturer** ARROWHEAD ROCKDRILL**Industry:** CONSTRUCTION**Machine Size:****Attachment Size:** 24" PAD WIDTH**Description:** MECHANICAL TRENCH ROLLER***MUST SPECIFY MOUNT*****ACWCEPF8 (#IS1023-035-15)****(not including Freight) \$3,696.00****Manufacturer** ARROWHEAD ROCKDRILL**Industry:** CONSTRUCTION**Machine Size:****Attachment Size:** 8" PAD WIDTH**Description:** MECHANICAL TRENCH ROLLER***MUST SPECIFY MOUNT*****TRENCHER MINI SKID STEER****18392/18401/16690/89952/18558 (#IS2237-025-34)****(not including Freight) \$5,234.00****Manufacturer** PALADIN**Industry:** CONSTRUCTION**Machine Size:** MINI 6GPM- 10GPM**Attachment Size:** 24" X 8" TRENCH**Description:** 24" X 8" MINI TRENCHER 615 **PLUG AND PLAY**UNIVERSAL MOUNT**18392/18401/16691/89952/18558 (#IS2231-025-34)****(not including Freight) \$5,078.00****Manufacturer** PALADIN**Industry:** CONSTRUCTION**Machine Size:** MINI 6GPM-10GPM**Attachment Size:** 24" X 6" TRENCH**Description:** 24" X 6" MINI TRENCHER 615**PLUG AND PLAY**UNIVERSAL MOUNT**18392/18402/16685/89952/18558 (#IS2239-025-34)****(not including Freight) \$5,645.00****Manufacturer** PALADIN**Industry:** CONSTRUCTION**Machine Size:** MINI 6GPM-10GPM**Attachment Size:** 30" X 8" TRENCH**Description:** 30" X 8" MINI TRENCHER 615**PLUG AND PLAY**UNIVERSAL MOUNT**18392/18402/16686/89952/18558 (#IS2233-025-34)****(not including Freight) \$5,611.00****Manufacturer** PALADIN**Industry:** CONSTRUCTION**Machine Size:** MINI 6GPM-10GPM**Attachment Size:** 30" X 6" TRENCH**Description:** 30" X 6" MINI TRENCHER 615**PLUG AND PLAY**UNIVERSAL MOUNT**18392/18403/16685/89952/18558 (#IS2241-025-34)****(not including Freight) \$5,657.00****Manufacturer** PALADIN**Industry:** CONSTRUCTION**Machine Size:** MINI 6GPM-10GPM**Attachment Size:** 36" X 8" TRENCH**Description:** 36" X 8" MINI TRENCHER 615**PLUG AND PLAY**UNIVERSAL MOUNT**18392/18403/89823/89952/18558 (#IS2235-025-34)****(not including Freight) \$5,642.00****Manufacturer** PALADIN**Industry:** CONSTRUCTION**Machine Size:** MINI 6GPM-10GPM**Attachment Size:** 36" X 6" TRENCH**Description:** 36" X 6" MINI TRENCHER 615**PLUG AND PLAY**UNIVERSAL MOUNT**18393/16686/18402/89952/18558 (#IS2234-025-34)****(not including Freight) \$5,611.00****Manufacturer** PALADIN**Industry:** CONSTRUCTION**Machine Size:** MINI 10GPM-16GPM**Attachment Size:** 30" X 6" TRENCH**Description:** 30" X 6" MINI TRENCHER 615**PLUG AND PLAY**UNIVERSAL MOUNT**18393/18401/16690/89952/18558 (#IS2238-025-34)****(not including Freight) \$5,234.00****Manufacturer** PALADIN**Industry:** CONSTRUCTION**Machine Size:** MINI 10GPM-16GPM**Attachment Size:** 24" X 8" TRENCH**Description:** 24" X 8" MINI TRENCHER 615**PLUG AND PLAY**UNIVERSAL MOUNT**18393/18401/16691/89952/18558 (#IS2232-025-34)****(not including Freight) \$5,078.00****Manufacturer** PALADIN**Industry:** CONSTRUCTION**Machine Size:** MINI 10GPM-16GPM**Attachment Size:** 24" X 6" TRENCH**Description:** 24" X 6" TRENCHER 615 **PLUG AND PLAY**UNIVERSAL MOUNT

18393/18402/16685/89952/18558 (#IS2240-025-34)

(not including Freight) \$5,645.00



Manufacturer PALADIN

Industry: CONSTRUCTION

Machine Size: MINI 10GPM-16GPM

Attachment Size: 30" X 8" TRENCH

Description: 30" X 8" MINI TRENCHER 615**PLUG AND PLAY**UNIVERSAL MOUNT

18393/18403/89824/89952/18558 (#IS2242-025-34)

(not including Freight) \$5,780.00



Manufacturer PALADIN

Industry: CONSTRUCTION

Machine Size: MINI 10GPM-16GPM

Attachment Size: 36" X 8" TRENCH

Description: 36" X 8" MINI TRENCHER 615**PLUG AND PLAY**UNIVERSAL MOUNT

18393/89823/18403/89952/18558 (#IS2236-025-34)

(not including Freight) \$5,642.00



Manufacturer PALADIN

Industry: CONSTRUCTION

Machine Size: MINI 10GPM-16GPM

Attachment Size: 36" X 6" TRENCH

Description: 36" X 6" MINI TRENCHER 615**PLUG AND PLAY**UNIVERSAL MOUNT

TRENCHER SKID STEER

89472/19709 (#IS1540-025-34)

(not including Freight) \$5,808.00



Manufacturer PALADIN

Industry: CONSTRUCTION

Machine Size: SSL

Attachment Size: 36"x 6" TRENCHER

Description: 625 TRENCHER TOOTH EVERY STATION 36"x 6" TRENCHER **PLUG AND PLAY**

89473/19709 (#IS1918-025-34)

(not including Freight) \$6,055.00



Manufacturer PALADIN

Industry: CONSTRUCTION

Machine Size: SSL

Attachment Size: 48" X 6" TRENCHER

Description: 625 TRENCHER TOOTH EVERY STATION 48" X 6" TRENCHER **PLUG AND PLAY**

89474/19709 (#IS1919-025-34)

(not including Freight) \$6,159.00



Manufacturer PALADIN

Industry: CONSTRUCTION

Machine Size: SSL

Attachment Size: 48" X 8" TRENCHER

Description: 625 TRENCHER TOOTH EVERY STATION 48" X 8" TRENCHER **PLUG AND PLAY**

TRENCHER TRACTOR

78592/110631/80044 (#IS2004-025-34)

(not including Freight) \$8,214.00



Manufacturer PALADIN

Industry: AGRICULTURAL

Machine Size: 20HP-45HP

Attachment Size: 30"DEEP/6"WIDE

Description: 3-POINT HITCH (CATEGORY 1) REQUIRES HYDROSTATIC TRANSMISSION AND REAR REMOTES 30"DEEP/6"WIDE**PLUG AND PLAY**

78592/110632/80048 (#IS2005-025-34)

(not including Freight) \$8,351.00



Manufacturer PALADIN

Industry: AGRICULTURAL

Machine Size: 20HP-45HP

Attachment Size: 36"DEEP/6"WIDE

Description: 612 3-POINT HITCH (CATEGORY 1) REQUIRES HYDROSTATIC TRANSMISSION AND REAR REMOTES 36"DEEP/6"WIDE**PLUG AND PLAY**

78592/110633/80051 (#IS2006-025-34)

(not including Freight) \$8,661.00



Manufacturer PALADIN

Industry: AGRICULTURAL

Machine Size: 20HP-45HP

Attachment Size: 48"DEEP/6"WIDE

Description: 612 3-POINT HITCH (CATEGORY 1)REQUIRES HYDROSTATIC TRANSMISSION AND REAR REMOTES 48"DEEP/6"WIDE**PLUG AND PLAY**

VERTICAL MIXER

A1230 (FRONT CONVEYOR DISCHARGE) (#IS0459-000-14)

(not including Freight) \$141,200.00



Manufacturer ANDERSON

Industry: AGRICULTURAL

Machine Size: MINIMUM 125HP

Attachment Size: 1230 CU FT

Description: A1230

A280 (RIGHT SIDE TRAP DISCHARGE) (#IS0454-000-14)

Manufacturer: ANDERSON
Machine Size: MINIMUM 60HP
Description: A280

(not including Freight) \$37,300.00

Industry: AGRICULTURAL
Attachment Size: 280 CU FT

A380 (RIGHT SIDE TRAP DISCHARGE) (#IS0455-000-14)

Manufacturer: ANDERSON
Machine Size: MINIMUM 75HP
Description: A380

(not including Freight) \$39,700.00

Industry: AGRICULTURAL
Attachment Size: 380 CU FT

A520 (RIGHT SIDE TRAP DISCHARGE) (#IS0456-000-14)

Manufacturer: ANDERSON
Machine Size: MINIMUM 80HP
Description: A520

(not including Freight) \$59,700.00

Industry: AGRICULTURAL
Attachment Size: 520 CU FT

A700 (RIGHT SIDE TRAP DISCHARGE) (#IS0457-000-14)

Manufacturer: ANDERSON
Machine Size: MINIMUM 100HP
Description: A700

(not including Freight) \$68,400.00

Industry: AGRICULTURAL
Attachment Size: 700 CU FT

A950 (FRONT CONVEYOR DISCHARGE) (#IS0458-000-14)

Manufacturer: ANDERSON
Machine Size: MINIMUM 120HP
Description: A950

(not including Freight) \$129,200.00

Industry: AGRICULTURAL
Attachment Size: 950 CU FT

VIBRATORY COMPACTION PLATE EXCAVATOR**ACP200 (#IS1031-035-15)**

Manufacturer: ARROWHEAD ROCKDRILL
Machine Size: 2,250LBS-6,750LBS (7GPM-10GPM)
Description: VIBRATORY PLATE COMPACTOR***MUST SPECIFY MOUNT***

(not including Freight) \$4,407.00

Industry: CONSTRUCTION
Attachment Size: 8" X 20" BASE PLATE

ACP350 (#IS1032-035-15)

Manufacturer: ARROWHEAD ROCKDRILL
Machine Size: 5,600LBS-11,000LBS (10GPM-12GPM)
Description: VIBRATORY PLATE COMPACTOR***MUST SPECIFY MOUNT***

(not including Freight) \$4,958.00

Industry: CONSTRUCTION
Attachment Size: 11.5" X 26" BASE PLATE

ACP550 (#IS1033-035-15)

Manufacturer: ARROWHEAD ROCKDRILL
Machine Size: 9000LBS-19,000LBS (15GPM-18GPM)
Description: VIBRATORY PLATE COMPACTOR***MUST SPECIFY MOUNT***

(not including Freight) \$8,237.00


Industry: CONSTRUCTION
Attachment Size: 17.5" X 30" BASE PLATE

VIBRATORY PADDED ROLLER SKID STEER**105065 (#IS1955-025-34)**

Manufacturer: PALADIN
Machine Size: SSL
Description: 48" PADDED DRUM VIBRATORY ROLLER **PLUG AND PLAY**

(not including Freight) \$9,882.00

Industry: CONSTRUCTION
Attachment Size: 48" PADDED ROLLER

105066 (#IS1956-025-34)

Manufacturer: PALADIN
Machine Size: SSL
Description: 66" PADDED DRUM VIBRATORY ROLLER **PLUG AND PLAY**

(not including Freight) \$10,975.00

Industry: CONSTRUCTION
Attachment Size: 66" PADDED ROLLER

105067 (#IS1957-025-34)**(not including Freight) \$11,426.00**

Manufacturer PALADIN

Industry: CONSTRUCTION

Machine Size: SSL

Attachment Size: 73" PADDED ROLLER

Description: 73" PADDED DRUM VIBRATORY ROLLER **PLUG AND PLAY**

105068 (#IS1917-025-34)**(not including Freight) \$12,093.00**

Manufacturer PALADIN

Industry: CONSTRUCTION

Machine Size: SSL

Attachment Size: 84" WORKING WIDTH

Description: 84" PADDED DRUM VIBRATORY ROLLER **PLUG AND PLAY**

VIBRATORY PLOW MINI SKID STEER**19734 (#IS1747-025-34)****(not including Freight) \$8,081.00**

Manufacturer PALADIN

Industry: CONSTRUCTION

Machine Size: MINI

Attachment Size:

Description: MINI VIBRATORY PLOW

VIBRATORY ROLLER MINI SKID STEER**109100 (#IS2243-025-34)****(not including Freight) \$9,048.00**

Manufacturer PALADIN

Industry: CONSTRUCTION

Machine Size: MINI 6GPM-9GPM

Attachment Size: 36" SMOOTH DRUM

Description: 36" smooth drum **PLUG AND PLAY**UNIVERSAL MOUNT

109101 (#IS2244-025-34)**(not including Freight) \$9,048.00**

Manufacturer PALADIN

Industry: CONSTRUCTION

Machine Size: MINI 10GPM-14GPM

Attachment Size: 36" SMOOTH ROLLER

Description: 36" smooth drum **PLUG AND PLAY**UNIVERSAL MOUNT

VIBRATORY SMOOTH ROLLER SKID STEER**105061 (#IS1958-025-34)****(not including Freight) \$9,373.00**

Manufacturer PALADIN

Industry: CONSTRUCTION

Machine Size: SSL

Attachment Size: 48" SMOOTH DRUM ROLLER

Description: 48" SMOOTH DRUM VIBRATORY ROLLER **PLUG AND PLAY**

105062 (#IS1959-025-34)**(not including Freight) \$10,276.00**

Manufacturer PALADIN

Industry: CONSTRUCTION

Machine Size: SSL

Attachment Size: 66" SMOOTH DRUM ROLLER

Description: 66" SMOOTH DRUM VIBRATORY ROLLER **PLUG AND PLAY**

105063 (#IS1960-025-34)**(not including Freight) \$10,714.00**

Manufacturer PALADIN

Industry: CONSTRUCTION

Machine Size: SSL

Attachment Size: 73" SMOOTH DRUM ROLLER

Description: 73" SMOOTH DRUM VIBRATORY ROLLER **PLUG AND PLAY**

105064 (#IS1746-025-34)**(not including Freight) \$11,190.00**

Manufacturer PALADIN

Industry: CONSTRUCTION

Machine Size: SSL

Attachment Size: 84" SMOOTH DRUM ROLLER

Description: 84" SMOOTH DRUM VIBRATORY ROLLER **PLUG AND PLAY**

WOOD CHIPPER SKID STEER

BXH42 (#IS0303-023-24)

Manufacturer: WALLENSTEIN
Machine Size: 25 GPM
Description: 4" Chipper, Skidsteer Remote Powered, Self Feed

(not including Freight) \$7,230.00

Industry: AGRICULTURAL
Attachment Size: 4" CAPACITY

WOOD CHIPPER TRACTOR**BX102R (#IS0291-023-24)**

Manufacturer: WALLENSTEIN
Machine Size: 80-120 HP
Description: 10" Chipper, PTO powered, Hydraulic Feed

(not including Freight) \$12,560.00

Industry: AGRICULTURAL
Attachment Size: 10" CAPACITY

BX102RI (#IS0292-023-24)

Manufacturer: WALLENSTEIN
Machine Size: 75-120 HP
Description: 10" Chipper, PTO powered, Hydraulic Feed

(not including Freight) \$14,340.00

Industry: AGRICULTURAL
Attachment Size: 10" CAPACITY

BX102RP (#IS0293-023-24)

Manufacturer: WALLENSTEIN
Machine Size: 80-120 HP
Description: 10" Chipper, PTO powered, Hydraulic Feed

(not including Freight) \$15,110.00


Industry: AGRICULTURAL
Attachment Size: 10" CAPACITY

BX102S (#IS0294-023-24)

Manufacturer: WALLENSTEIN
Machine Size: 80-120 HP
Description: 10" Chipper, PTO powered, Self Feed

(not including Freight) \$7,900.00

Industry: AGRICULTURAL
Attachment Size: 10" CAPACITY

BX36S (#IS0295-023-24)

Manufacturer: WALLENSTEIN
Machine Size: 12-30 HP
Description: 3.5" Chipper, PTO powered, Self Feed

(not including Freight) \$3,080.00

Industry: AGRICULTURAL
Attachment Size: 3.5" CAPACITY

BX52R (#IS0296-023-24)

Manufacturer: WALLENSTEIN
Machine Size: 25-55 HP
Description: 5" Chipper, PTO powered, Hydraulic Feed

(not including Freight) \$6,980.00

Industry: AGRICULTURAL
Attachment Size: 5" CAPACITY

BX52RI (#IS0297-023-24)

Manufacturer: WALLENSTEIN
Machine Size: 30-55 HP
Description: 5" Chipper, PTO powered, Hydraulic Feed

(not including Freight) \$8,770.00

Industry: AGRICULTURAL
Attachment Size: 5" CAPACITY

BX52S (#IS0298-023-24)

Manufacturer: WALLENSTEIN
Machine Size: 25-55 HP
Description: 5" Chipper, PTO powered, Self Feed

(not including Freight) \$3,890.00

Industry: AGRICULTURAL
Attachment Size: 5" CAPACITY

BX72R (#IS0299-023-24)

Manufacturer: WALLENSTEIN
Machine Size: 50-85 HP
Description: 7" Chipper, PTO powered, Hydraulic Feed

(not including Freight) \$10,000.00

Industry: AGRICULTURAL
Attachment Size: 7" CAPACITY

BX72RI (#IS0300-023-24)

Manufacturer: WALLENSTEIN
Machine Size: 45-85 HP
Description: 7" Chipper, PTO powered, Hydraulic Feed

(not including Freight) \$11,860.00

Industry: AGRICULTURAL
Attachment Size: 5" CAPACITY

BX72S (#IS0301-023-24)**(not including Freight) \$5,560.00**

Manufacturer: WALLENSTEIN
Machine Size: 50-85 HP
Description: 7" Chipper, PTO powered, Self Feed

Industry: AGRICULTURAL
Attachment Size: 7" CAPACITY

BXM32 (#IS0304-023-24)**(not including Freight) \$3,980.00**

Manufacturer: WALLENSTEIN
Machine Size: 12-35 HP
Description: 3" Chipper/Shredder, PTO powered, Self Feed

Industry: AGRICULTURAL
Attachment Size: 3" CAPACITY

BXM42 (#IS0305-023-24)**(not including Freight) \$5,450.00**

Manufacturer: WALLENSTEIN
Machine Size: 30-85 HP
Description: 4" Chipper/Shredder, PTO powered, Self Feed

Industry: AGRICULTURAL
Attachment Size: 4" CAPACITY

WOOD CHIPPER TRAILER MOUNTED**BXC34 (#IS0302-023-24)****(not including Freight) \$2,140.00**

Manufacturer: WALLENSTEIN
Machine Size: 196CC HONDA
Description: 3" Chipper, Honda Powered, Self Feed

Industry: AGRICULTURAL
Attachment Size: 3" CAPACITY

BXMC34B (#IS0308-023-24)**(not including Freight) \$2,670.00**

Manufacturer: WALLENSTEIN
Machine Size: 196CC HONDA
Description: 3" Chipper/Shredder, Honda Powered, Self Feed

Industry: AGRICULTURAL
Attachment Size: 3" CAPACITY

BXMC34S (#IS0309-023-24)**(not including Freight) \$2,440.00**

Manufacturer: WALLENSTEIN
Machine Size: 196CC HONDA
Description: 3" Chipper/Shredder, Honda Powered, Self Feed

Industry: AGRICULTURAL
Attachment Size: 3" CAPACITY

BXMT3209 (#IS0310-023-24)**(not including Freight) \$4,720.00**

Manufacturer: WALLENSTEIN
Machine Size: 270CC HONDA
Description: 3" Chipper/Shredder, Honda Powered, Self Feed

Industry: CONSTRUCTION
Attachment Size: 3" CAPACITY

BXMT3213 (#IS0311-023-24)**(not including Freight) \$5,840.00**

Manufacturer: WALLENSTEIN
Machine Size: 389CC HONDA
Description: 3" Chipper/Shredder, Honda Powered, Self Feed

Industry: AGRICULTURAL
Attachment Size: 3' CAPACITY

BXMT4224 (#IS0312-023-24)**(not including Freight) \$11,220.00**

Manufacturer: WALLENSTEIN
Machine Size: 688CC HONDA
Description: 4" Chipper/Shredder, Honda Powered, Self Feed

Industry: AGRICULTURAL
Attachment Size: 4" CAPACITY

BXMT4238 (#IS0313-023-24)**(not including Freight) \$13,000.00**

Manufacturer: WALLENSTEIN
Machine Size: 999CC HONDA
Description: 4" Chipper/Shredder, Honda Powered, Self Feed

Industry: AGRICULTURAL
Attachment Size: 4" CAPACITY

BXT4213 (#IS0314-023-24)**(not including Freight) \$8,280.00**

Manufacturer: WALLENSTEIN
Machine Size: 389CC HONDA
Description: 4" Chipper, Honda Powered, Self Feed

Industry: AGRICULTURAL
Attachment Size: 4" CAPACITY

BXT4224 (#IS0315-023-24)

Manufacturer: WALLENSTEIN
Machine Size: 688CC HONDA
Description: 4" Chipper, Honda Powered, Self Feed

(not including Freight) \$10,500.00

Industry: AGRICULTURAL
Attachment Size: 4" CAPACITY

BXT6224 (#IS0316-023-24)

Manufacturer: WALLENSTEIN
Machine Size: 688CC HONDA
Description: 6" Chipper, Honda Powered, Self Feed

(not including Freight) \$12,480.00

Industry: CONSTRUCTION
Attachment Size: 6" CAPACITY

BXT6238 (#IS0317-023-24)

Manufacturer: WALLENSTEIN
Machine Size: 999CC KOHLER
Description: 6" Chipper, Honda Powered, Self Feed

(not including Freight) \$14,300.00

Industry: CONSTRUCTION
Attachment Size: 6" CAPACITY

BXTR5224 (#IS0318-023-24)

Manufacturer: WALLENSTEIN
Machine Size: 688CC HONDA
Description: 5" Chipper, Honda Powered, Self Feed

(not including Freight) \$16,580.00

Industry: CONSTRUCTION
Attachment Size: 5" CAPACITY

BXTR6438F (#IS0319-023-24)

Manufacturer: WALLENSTEIN
Machine Size: 999CC KOHLER
Description: 7" Chipper, Honda Powered, Electronic Feed Control

(not including Freight) \$25,030.00

Industry: CONSTRUCTION
Attachment Size: 7" CAPACITY

BXTR6438P (#IS0320-023-24)

Manufacturer: WALLENSTEIN
Machine Size: 999CC KOHLER
Description: 7" Chipper, Honda Powered, Electronic Feed Control

(not including Freight) \$25,500.00

Industry: AGRICULTURAL
Attachment Size: 7" CAPACITY

WRAPPER INLINE**EVOLUTION (#IS1345-000-14)**

Manufacturer: ANDERSON
Machine Size: 13 HP HONDA
Description: EVOLUTION SQUARE AND ROUND BALES

(not including Freight) \$62,300.00

Industry: AGRICULTURAL
Attachment Size: 120 BALES PER HOUR Up to 6' TALL BALE

HYBRID X (#IS1344-000-14)

Manufacturer: ANDERSON
Machine Size: 13 HP HONDA
Description: HYBRID X SQUARE AND ROUND BALES

(not including Freight) \$50,900.00

Industry: AGRICULTURAL
Attachment Size: 180 BALES PER HOUR Up to 6' TALL BALE

IFX720 (Farm King Combo) (#IS1343-000-14)

Manufacturer: ANDERSON
Machine Size: 13 HP HONDA
Description: IFX720 ROUND BALES ONLY

(not including Freight) \$44,400.00

Industry: AGRICULTURAL
Attachment Size: 180 BALES PER HOUR Up to 6' TALL BALE

NWS660 (#IS1342-000-14)

Manufacturer: ANDERSON
Machine Size: 13 HP HONDA
Description: NWS660 ROUND BALES ONLY

(not including Freight) \$36,600.00

Industry: AGRICULTURAL
Attachment Size: 120 BALES PER HOUR Up to 5' 6" TALL BALE

WRAPPER SINGLE BALE

590HS (FKC) (#IS1833-000-14)

Manufacturer: ANDERSON
Machine Size: 65HP MINIMUM
Description: 590HS FARM KING COMBO

(not including Freight) \$34,100.00

Industry: AGRICULTURAL
Attachment Size: 75 BALES PER HOUR Up to 6' TALL BALE

680 HS (FKC) (#IS1742-000-14)

Manufacturer: ANDERSON
Machine Size: 65HP MINIMUM
Description: 680 HS SINGLE BALE WRAPPER

(not including Freight) \$35,500.00

Industry: AGRICULTURAL
Attachment Size: 75 BALES PER HOUR Up to 6' TALL BALE

RB 500 (#IS1575-000-14)

Manufacturer: ANDERSON
Machine Size: 50 HP MINIMUM
Description: RB 500

(not including Freight) \$19,300.00

Industry: AGRICULTURAL
Attachment Size: 40 BALES PER HOUR Up to 5' 6" BALE

RB 580 (#IS2019-000-14)

Manufacturer: ANDERSON
Machine Size: 65 HP MINIMUM
Description: RB580 (WITH LOADING ARM)

(not including Freight) \$26,700.00

Industry: AGRICULTURAL
Attachment Size: 40 BALES PER HOUR Up to 5' 6" TALL BALE

RB 600 (#IS1576-000-14)

Manufacturer: ANDERSON
Machine Size: 65HP MINIMUM
Description: RB 600

(not including Freight) \$23,000.00

Industry: AGRICULTURAL
Attachment Size: 40 BALES PER HOUR Up to 5' 6" TALL BALE

RB 600E (ENGINE) (#IS1577-000-14)

Manufacturer: ANDERSON
Machine Size: Stationary
Description: RB 600E (ENGINE)

(not including Freight) \$27,300.00

Industry: AGRICULTURAL
Attachment Size: 40 BALES PER HOUR Up to 5' 6" TALL BALE

RB200 (#IS1354-000-14)

Manufacturer: ANDERSON
Machine Size: 55 HP MINIMUM
Description: RB200 3PT

(not including Freight) \$8,300.00

Industry: AGRICULTURAL
Attachment Size: 30 BALES PER HOUR Up to 5' 6" TALL BALE

RB400 (#IS2018-000-14)

Manufacturer: ANDERSON
Machine Size: 55 HP MINIMUM
Description: RB400 3PT

(not including Freight) \$15,700.00

Industry: AGRICULTURAL
Attachment Size: 40 BALES PER HOUR Up to 5' 6" TALL BALE

MEET THE TEAM

IMPLEMENT SALES



KRIS YANCEY
Owner/Operator
1(800)955-9592
(700)908-9439
Southeast



JOE BYRNE
Inside Sales Manager
1(800)955-9592
(700)908-9439
Southeast



RUSSELL ANDERSON
Inside Sales
1(800)955-9592
(770)908-9439
Southeast



MARK PUGH
Inside Sales
1(800)955-9592
(770)908-9439
Southeast



MATT JOHNSON
Territory Manager
(678)481-3607
NC, SC, VA



MIKE DAVIS
Territory Manager
(386)984-6054
South GA, FL, South AL



CHRIS PHILLIPS
Territory Manager
404-879-8972
**North GA, East TN,
North AL**



RON SAVAGE
Warehouse Manager
(770)908-9439
Warehouse



MICHAEL MONDRY
Controller
(770)908-9439
Controller

SOLD BY
EQUIPMENT DEALERS
FOR LOCAL SUPPORT

Most Tractor, Skidsteer or Excavator dealerships have access to the full line of Implement Sales attachments.

Buy local through your Trusted Dealer for after-sales service, maintenance and product warranty.



**BALE ACCUMULATOR
SKID STEER**



**DISC HARROW
PULL TYPE**



**GRAIN
CARTS**



**FINISHING TRIPLEX
MOTOR**



**ROTARY CUTTER
TRACTOR**



**DRILLS
AND SEEDERS**



**BOOM MOWER
TRACTOR**



**HAY RAKE
V RAKE**



**STUMP GRINDER
TRACTOR**




**DISC
MOWER**



**REAR
SCRAPE BLADES**



**HAY RAKE
INLINE RAKE**



**DRAG
HARROWS**



**SEED
SPREADER**



**FLAIL MOWERS
TRACTOR**



**IMPLEMENT
SALES**

1574 Stone Ridge Drive
Stone Mountain, GA 30083
(770)908-9439
www.ImplementSales.com